APPENDIX B- PLAN MAPS SHOWING VELOCITIES, DEPTHS AND WATER SURFACE ELEVATIONS IN THE TURNERS FALLS IMPOUNDMENT 5 KM UPSTREAM AND 5 KM DOWNSTREAM OF THE NORTHFIELD TAILRACE

Note: Maps below are listed in the order as shown in Table 5.0-1: List of 2D Hydraulic Modeling Scenarios. They are ordered from Scenario 1 through 60. In the case of the velocity maps, they too are ordered from Scenario 1 through 60, with the 5 maps per scenario arranged in upstream to downstream order.

APPENDIX B.
Velocity in the Turner Falls Impoundment 5 km upstream and 5 Km Downstream of the Northfield Tailrace

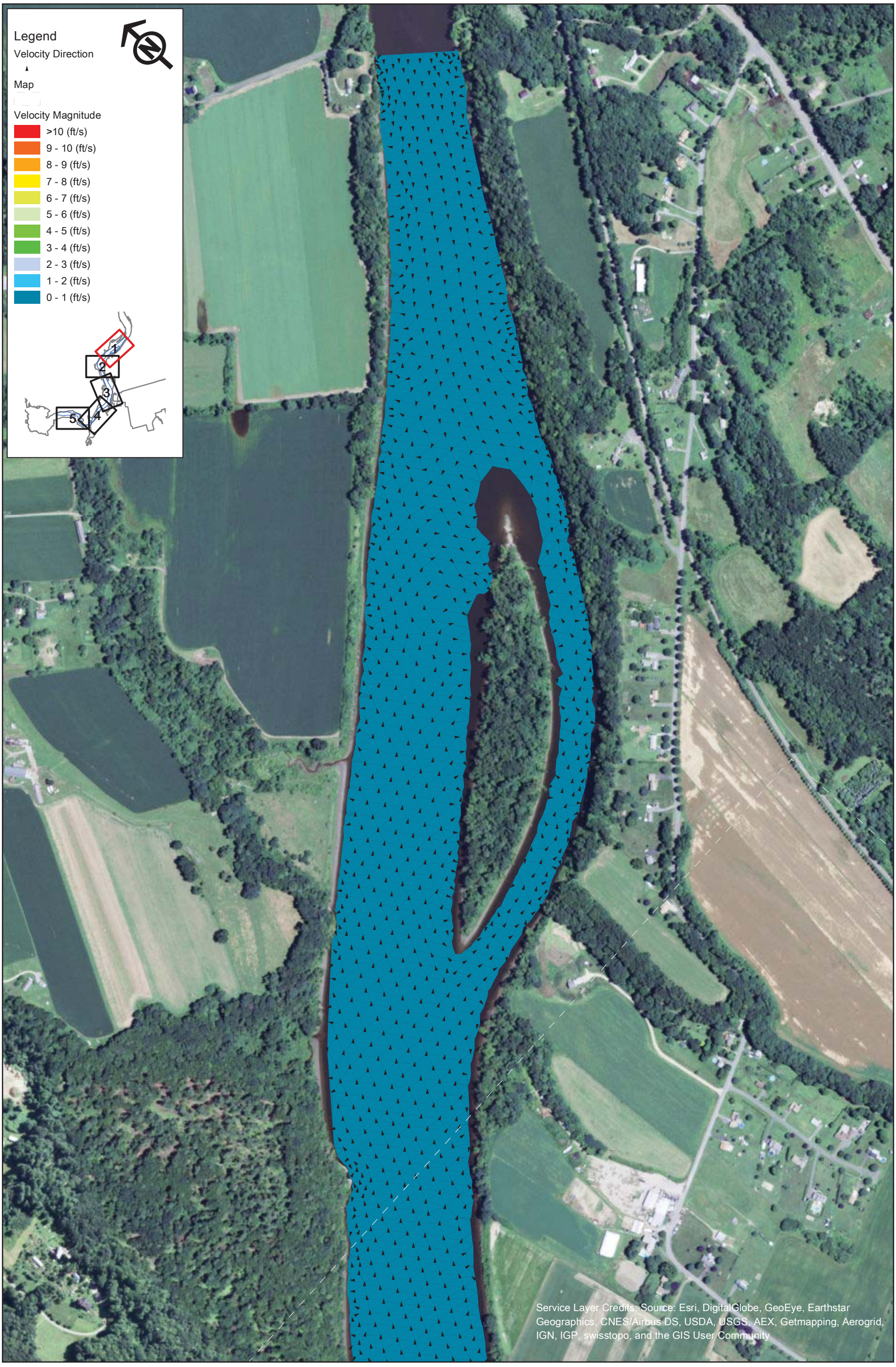

FirstLight GDF SUEZ

Northfield Mountain Pumped Storage Project (No. 2485)
and Turners Falls Hydroelectric Project (No. 1889)

STUDY REPORT
RELICENSING STUDY 3.3.9

0 250 500 1,000 Feet

Appendix B - Velocity in the Turner Falls Impoundment 5 km Upstream and 5 km Downstream of the Northfield Tailrace

Scenario 1 - Map 1
95% Exceedance Flow (1,760 cfs), 2 Units Generating (10,000 cfs), 176 WSEL at Dam

Copyright © 2015 FirstLight Power Resources All rights reserved.

Path: W:\gis\studies\3_3_09\maps\appendix_b\velocity_vectors.mxd

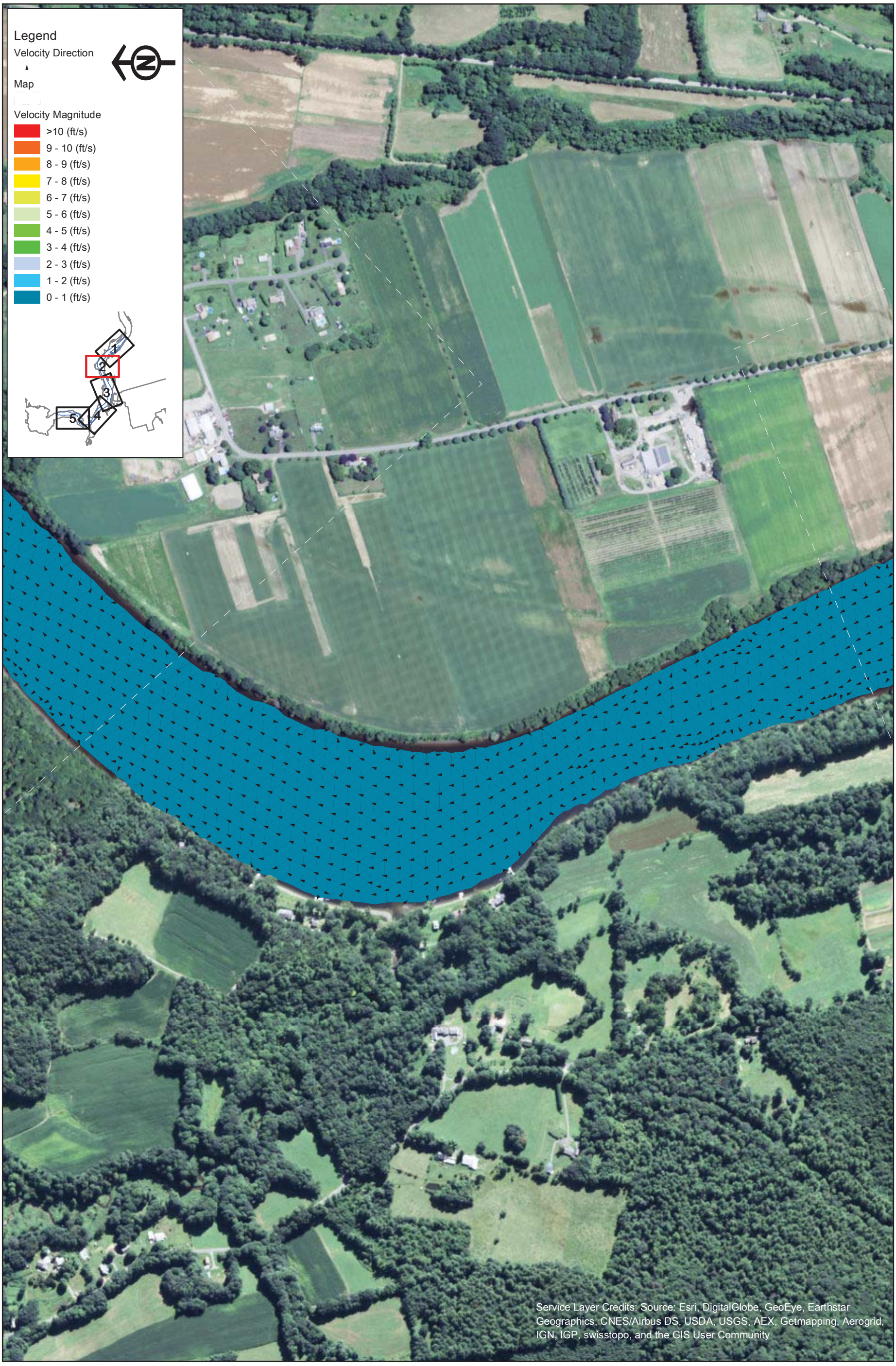

FirstLight GDF SUEZ

Northfield Mountain Pumped Storage Project (No. 2485)
and Turners Falls Hydroelectric Project (No. 1889)

STUDY REPORT
RELICENSING STUDY 3.3.9

0 250 500 1,000 Feet

Appendix B - Velocity in the Turner Falls Impoundment 5 km Upstream and 5 km Downstream of the Northfield Tailrace

Scenario 1 - Map 2
95% Exceedance Flow (1,760 cfs), 2 Units Generating (10,000 cfs), 176 WSEL at Dam

Copyright © 2015 FirstLight Power Resources All rights reserved.

Path: W:\gis\studies\3_3_09\maps\appendix_b\velocity_vectors.mxd

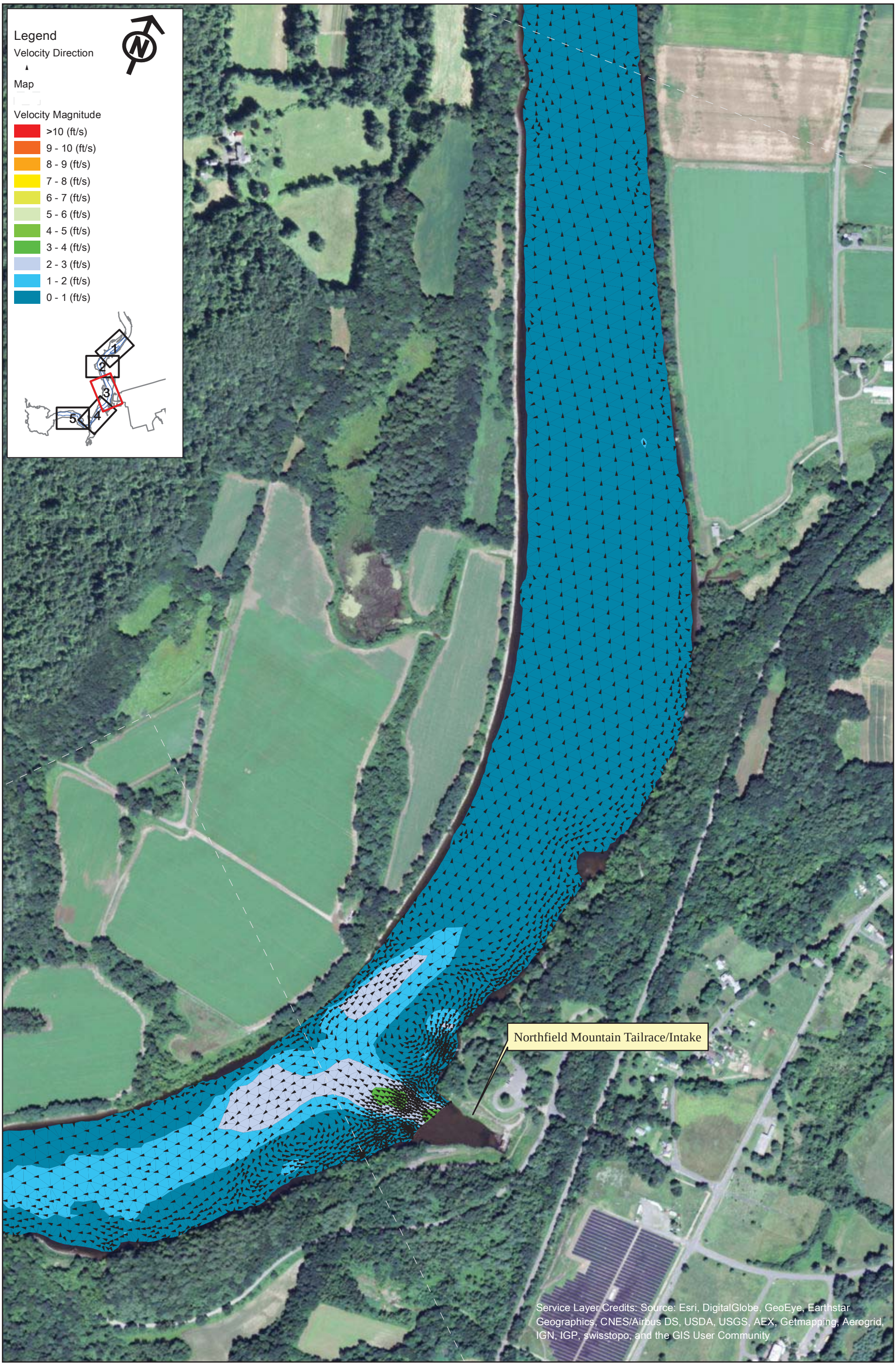

FirstLight
GDF SUEZ

Copyright © 2015 FirstLight Power Resources All rights reserved.

Northfield Mountain Pumped Storage Project (No. 2485)
and Turners Falls Hydroelectric Project (No. 1889)

STUDY REPORT
RELICENSING STUDY 3.3.9

0 250 500 1,000 Feet

Appendix B - Velocity in the Turner Falls Impoundment 5 km Upstream and 5 km Downstream of the Northfield Tailrace

Scenario 1 - Map 3
95% Exceedance Flow (1,760 cfs), 2 Units Generating (10,000 cfs), 176 WSEL at Dam

Path: W:\gis\studies\3_3_09\maps\appendix_b\velocity_vectors.mxd

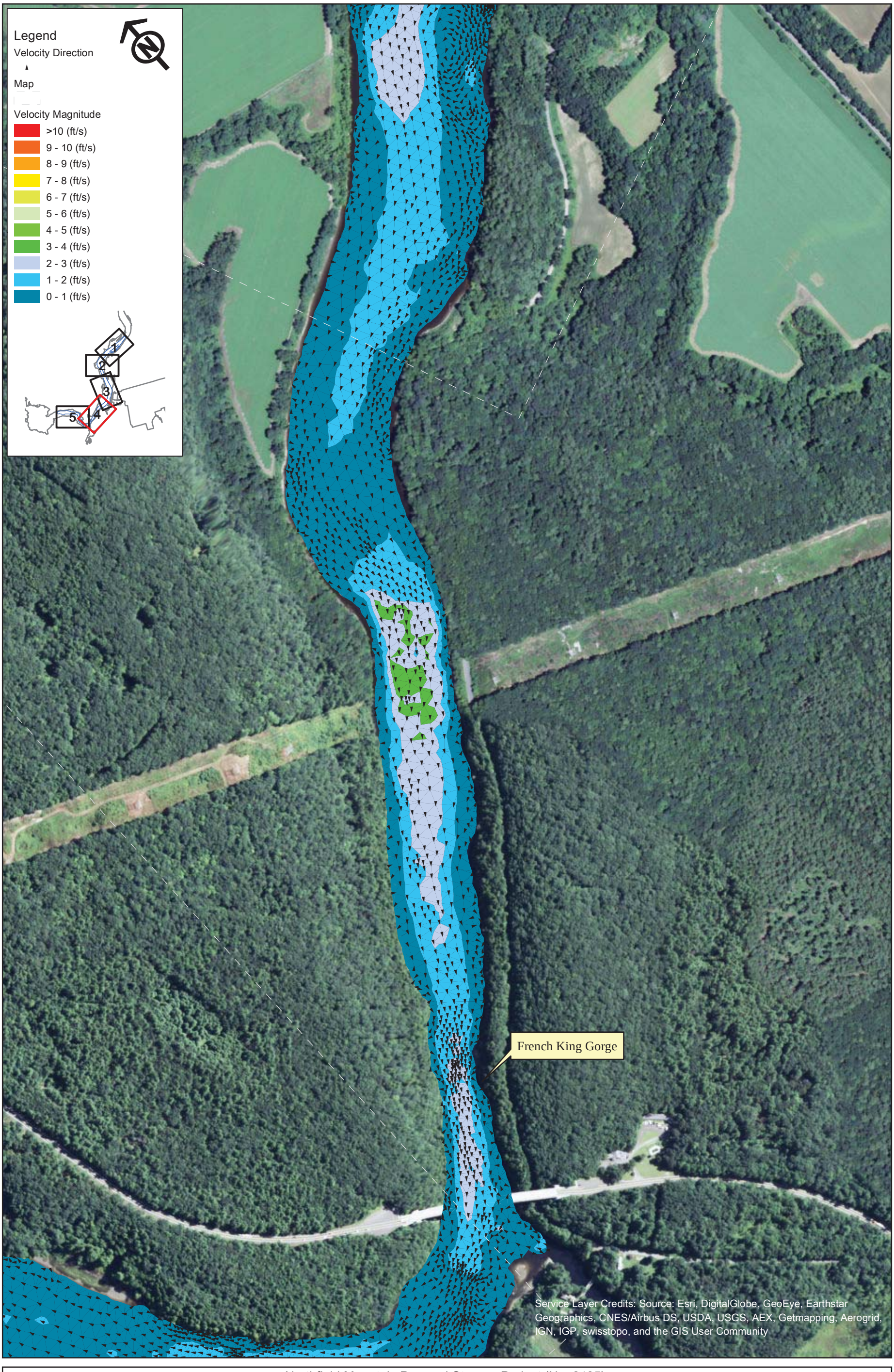

FirstLight GDF SUEZ

Northfield Mountain Pumped Storage Project (No. 2485)
and Turners Falls Hydroelectric Project (No. 1889)

STUDY REPORT
RELICENSING STUDY 3.3.9

0 250 500 1,000 Feet

Appendix B - Velocity in the Turner Falls Impoundment 5 km Upstream and 5 km Downstream of the Northfield Tailrace

Scenario 1 - Map 4
95% Exceedance Flow (1,760 cfs), 2 Units Generating (10,000 cfs), 176 WSEL at Dam

Copyright © 2015 FirstLight Power Resources All rights reserved.

Path: W:\gis\studies\3_3_09\maps\appendix_b\velocity_vectors.mxd

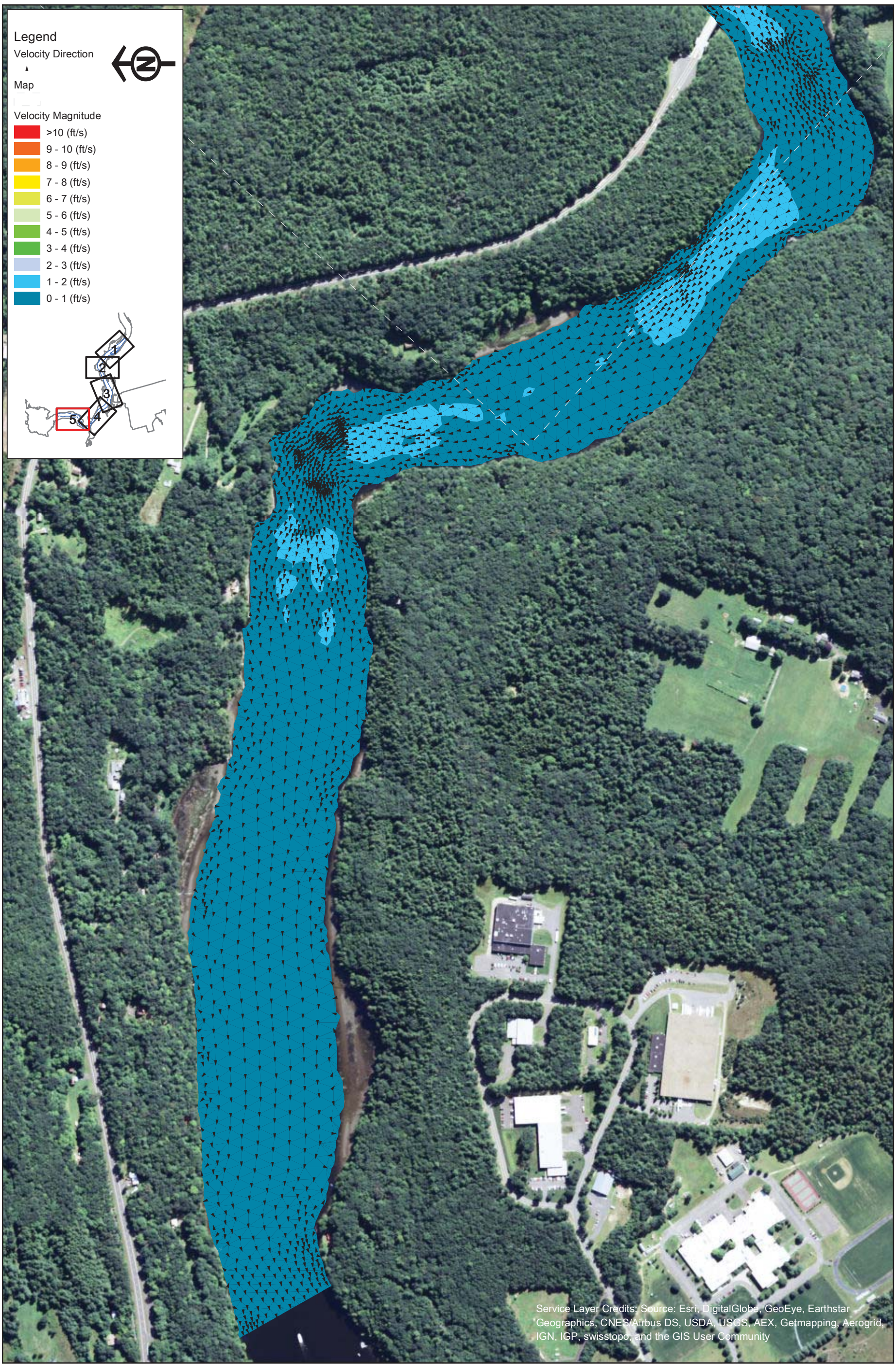

FirstLight GDF SUEZ

Northfield Mountain Pumped Storage Project (No. 2485)
and Turners Falls Hydroelectric Project (No. 1889)

STUDY REPORT
RELICENSING STUDY 3.3.9

0 250 500 1,000 Feet

Appendix B - Velocity in the Turner Falls Impoundment 5 km Upstream and 5 km Downstream of the Northfield Tailrace

Scenario 1 - Map 5
95% Exceedance Flow (1,760 cfs), 2 Units Generating (10,000 cfs), 176 WSEL at Dam

Copyright © 2015 FirstLight Power Resources All rights reserved.

Path: W:\gis\studies\3_3_09\maps\appendix_b\velocity_vectors.mxd

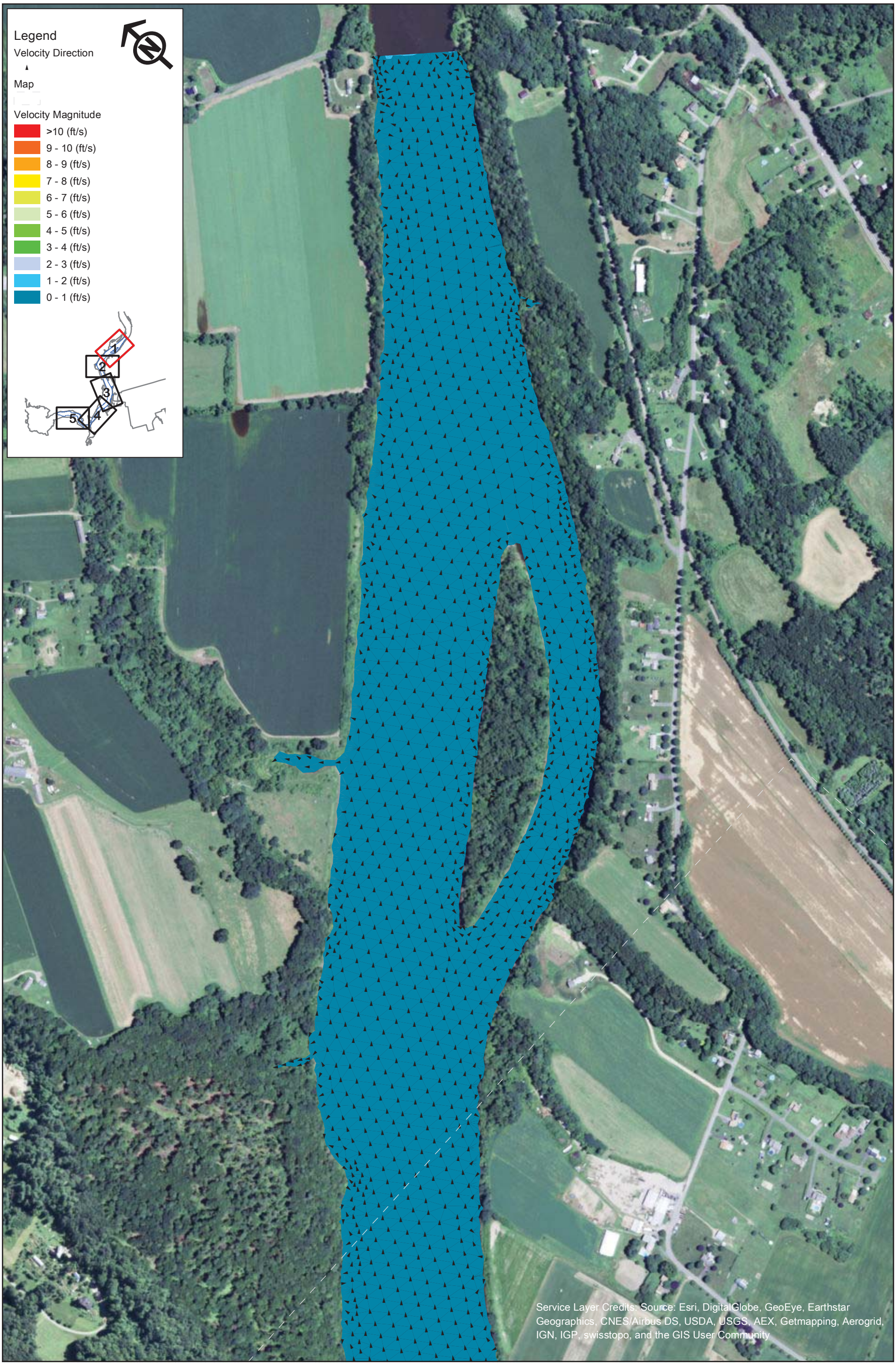

FirstLight
GDF SUEZ

Northfield Mountain Pumped Storage Project (No. 2485)
and Turners Falls Hydroelectric Project (No. 1889)

STUDY REPORT
RELICENSING STUDY 3.3.9

0 250 500 1,000 Feet

Appendix B - Velocity in the Turner Falls Impoundment 5 km Upstream and 5 km Downstream of the Northfield Tailrace

Scenario 2 - Map 1
95% Exceedance Flow (1,760 cfs), 2 Units Generating (10,000 cfs), 185 WSEL at Dam

Copyright © 2015 FirstLight Power Resources All rights reserved.

Path: W:\gis\studies\3_3_09\maps\appendix_b\velocity_vectors.mxd

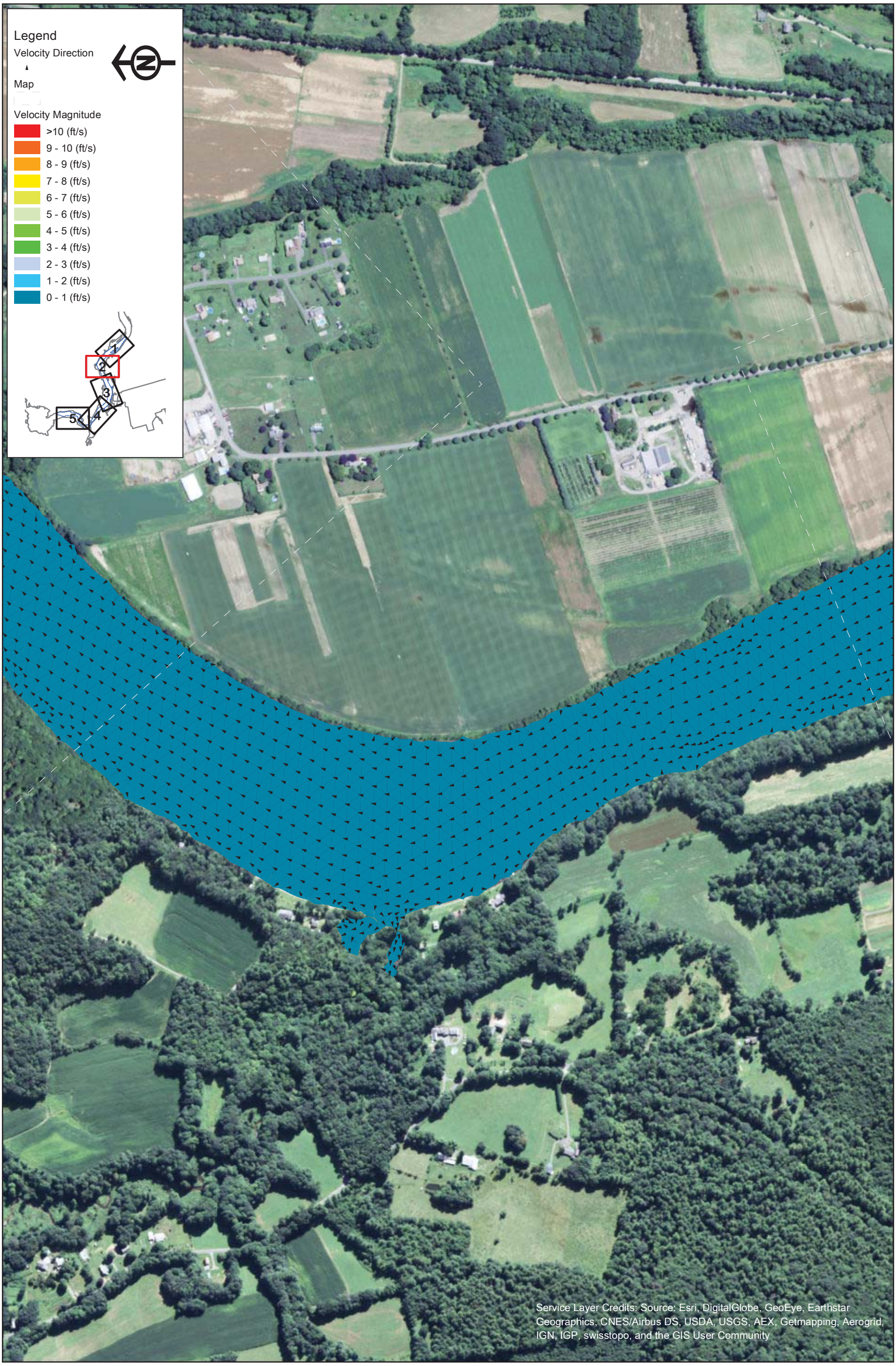

FirstLight GDF SUEZ

Northfield Mountain Pumped Storage Project (No. 2485)
and Turners Falls Hydroelectric Project (No. 1889)

STUDY REPORT
RELICENSING STUDY 3.3.9

0 250 500 1,000 Feet

Appendix B - Velocity in the Turner Falls Impoundment 5 km Upstream and 5 km Downstream of the Northfield Tailrace

Scenario 2 - Map 2
95% Exceedance Flow (1,760 cfs), 2 Units Generating (10,000 cfs), 185 WSEL at Dam

Copyright © 2015 FirstLight Power Resources All rights reserved.

Path: W:\gis\studies\3_3_09\maps\appendix_b\velocity_vectors.mxd

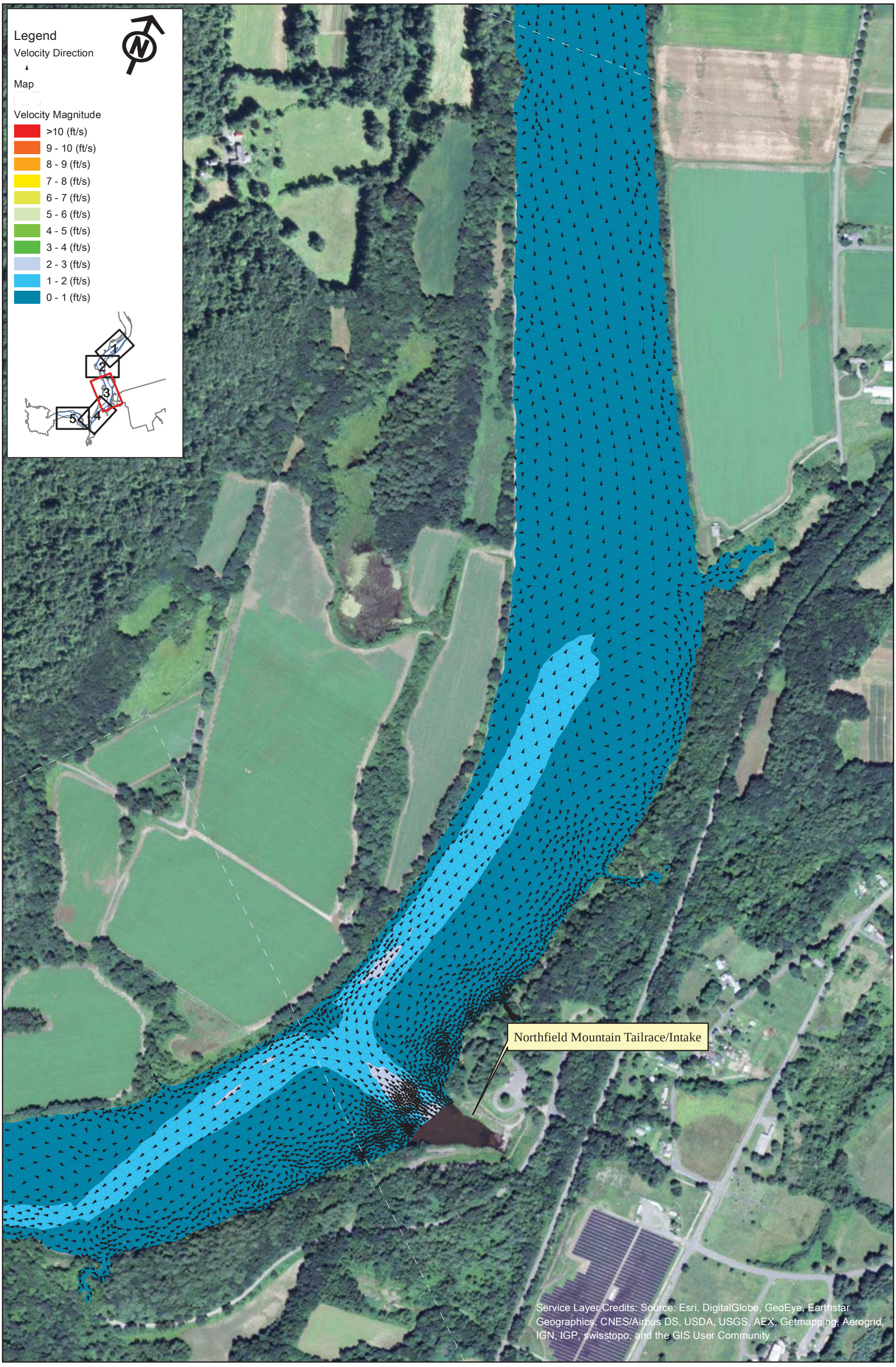

FirstLight
GDF SUEZ

Copyright © 2015 FirstLight Power Resources All rights reserved.

Northfield Mountain Pumped Storage Project (No. 2485)
and Turners Falls Hydroelectric Project (No. 1889)

STUDY REPORT
RELICENSING STUDY 3.3.9

0 250 500 1,000 Feet

Appendix B - Velocity in the Turner Falls Impoundment 5 km Upstream and 5 km Downstream of the Northfield Tailrace

Scenario 2 - Map 3
95% Exceedance Flow (1,760 cfs), 2 Units Generating (10,000 cfs), 185 WSEL at Dam

Path: W:\gis\studies\3_3_09\maps\appendix_b\velocity_vectors.mxd

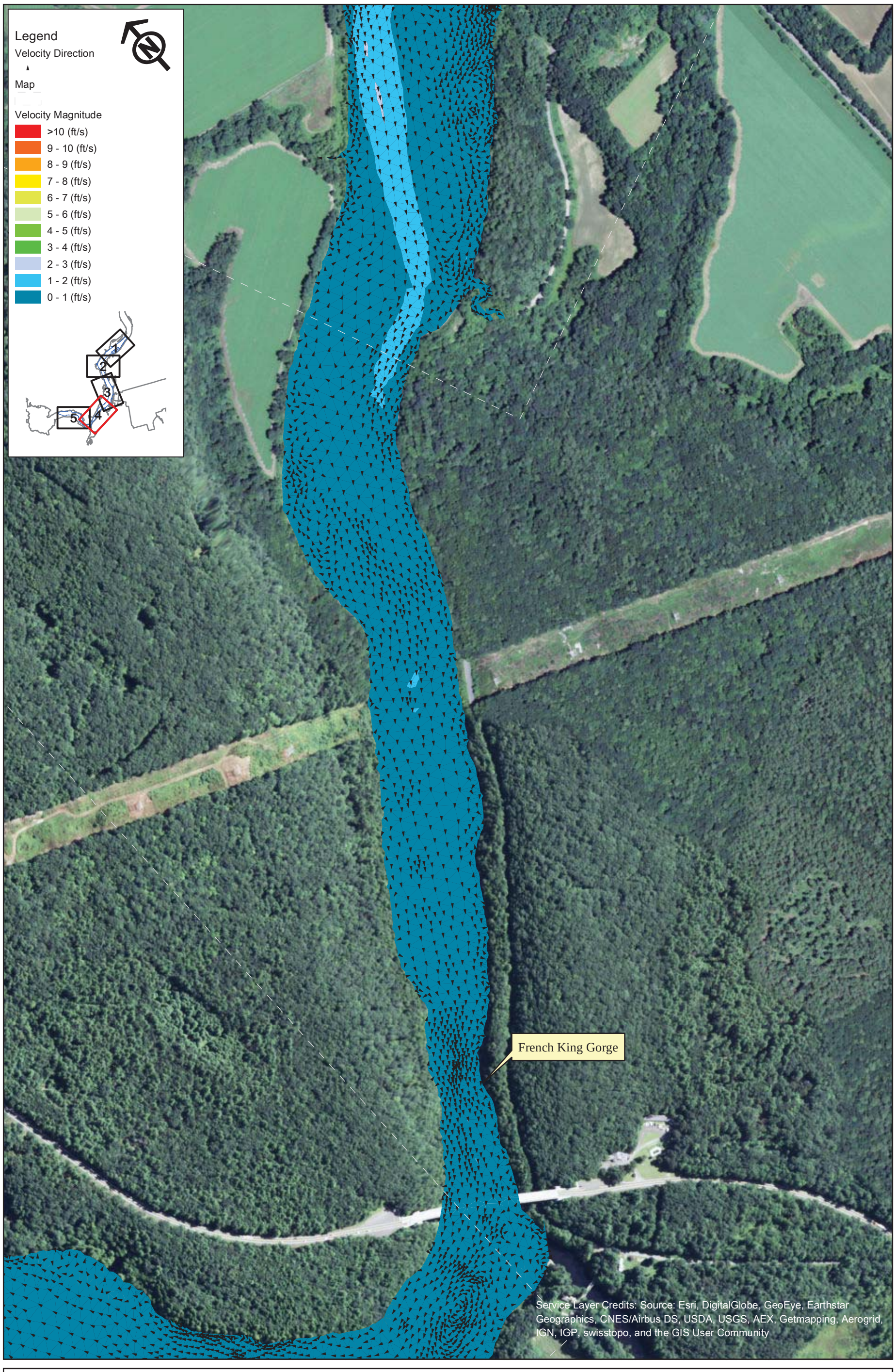

FirstLight
GDF SUEZ

Northfield Mountain Pumped Storage Project (No. 2485)
and Turners Falls Hydroelectric Project (No. 1889)

STUDY REPORT
RELICENSING STUDY 3.3.9

0 250 500 1,000 Feet

Appendix B - Velocity in the Turner Falls Impoundment 5 km Upstream and 5 km Downstream of the Northfield Tailrace

Scenario 2 - Map 4
95% Exceedance Flow (1,760 cfs), 2 Units Generating (10,000 cfs), 185 WSEL at Dam

Copyright © 2015 FirstLight Power Resources All rights reserved.

Path: W:\gis\studies\3_3_09\maps\appendix_b\velocity_vectors.mxd

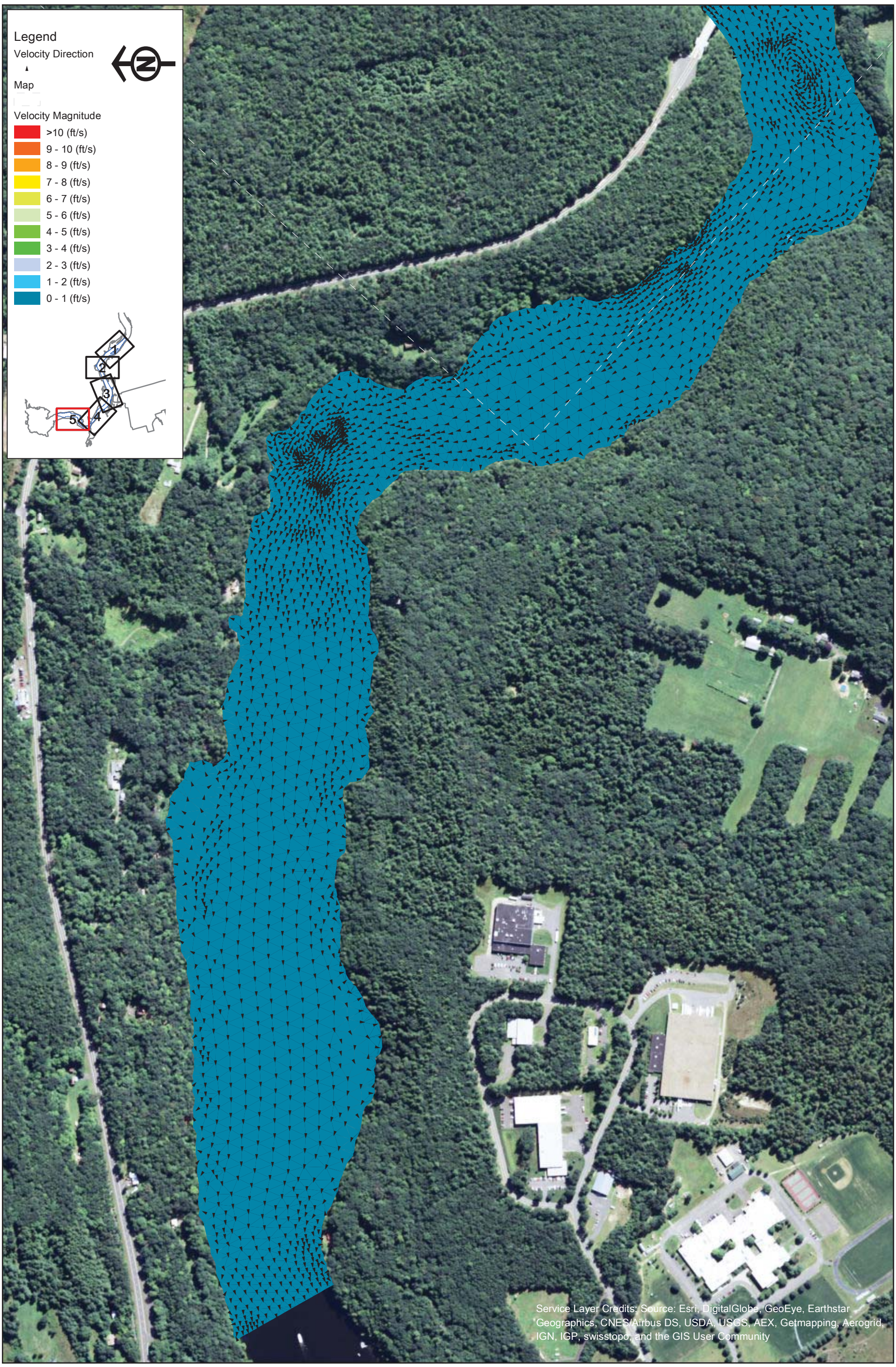

FirstLight GDF SUEZ

Northfield Mountain Pumped Storage Project (No. 2485)
and Turners Falls Hydroelectric Project (No. 1889)

STUDY REPORT
RELICENSING STUDY 3.3.9

0 250 500 1,000 Feet

Appendix B - Velocity in the Turner Falls Impoundment 5 km Upstream and 5 km Downstream of the Northfield Tailrace

Scenario 2 - Map 5
95% Exceedance Flow (1,760 cfs), 2 Units Generating (10,000 cfs), 185 WSEL at Dam

Copyright © 2015 FirstLight Power Resources All rights reserved.

Path: W:\gis\studies\3_3_09\maps\appendix_b\velocity_vectors.mxd

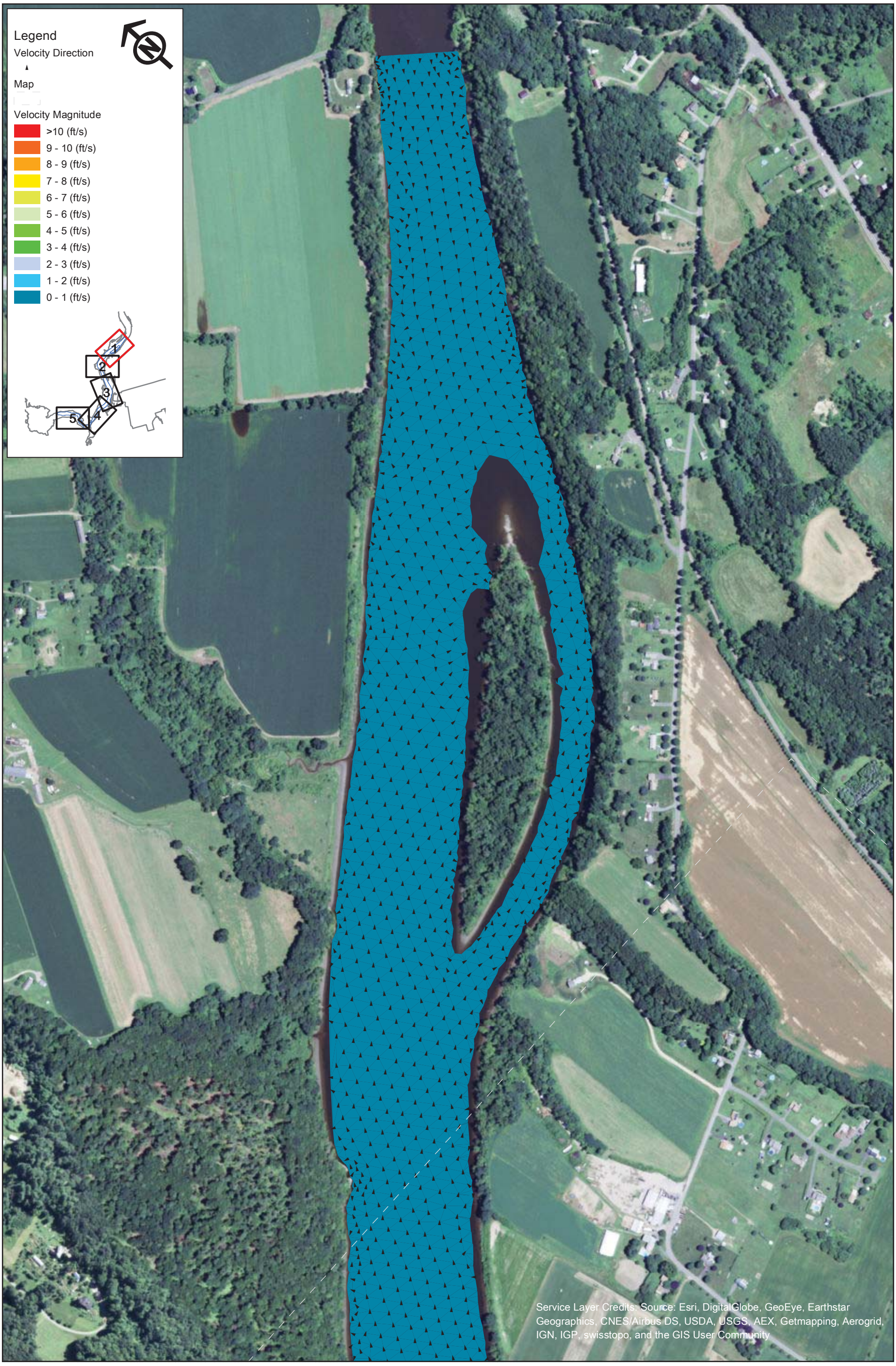

FirstLight
GDF SUEZ

Northfield Mountain Pumped Storage Project (No. 2485)
and Turners Falls Hydroelectric Project (No. 1889)

STUDY REPORT
RELICENSING STUDY 3.3.9

0 250 500 1,000 Feet

Appendix B - Velocity in the Turner Falls Impoundment 5 km Upstream and 5 km Downstream of the Northfield Tailrace

Scenario 3 - Map 1
95% Exceedance Flow (1,760 cfs), 4 Units Generating (20,000 cfs), 176 WSEL at Dam

Copyright © 2015 FirstLight Power Resources All rights reserved.

Path: W:\gis\studies\3_3_09\maps\appendix_b\velocity_vectors.mxd

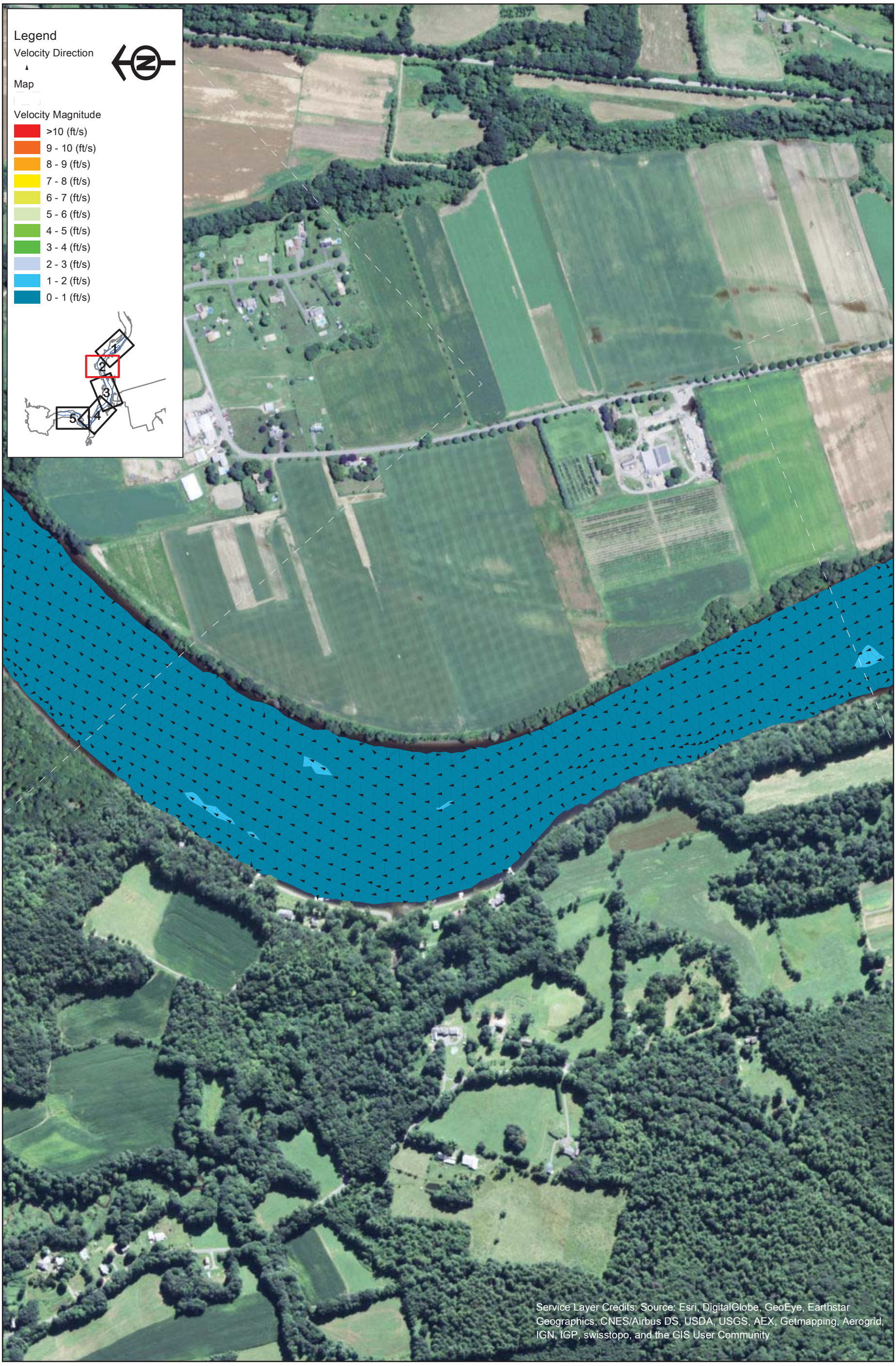

FirstLight GDF SUEZ

Northfield Mountain Pumped Storage Project (No. 2485)
and Turners Falls Hydroelectric Project (No. 1889)

STUDY REPORT
RELICENSING STUDY 3.3.9

0 250 500 1,000 Feet

Appendix B - Velocity in the Turner Falls Impoundment 5 km Upstream and 5 km Downstream of the Northfield Tailrace

Scenario 3 - Map 2
95% Exceedance Flow (1,760 cfs), 4 Units Generating (20,000 cfs), 176 WSEL at Dam

Copyright © 2015 FirstLight Power Resources All rights reserved.

Path: W:\gis\studies\3_3_09\maps\appendix_b\velocity_vectors.mxd

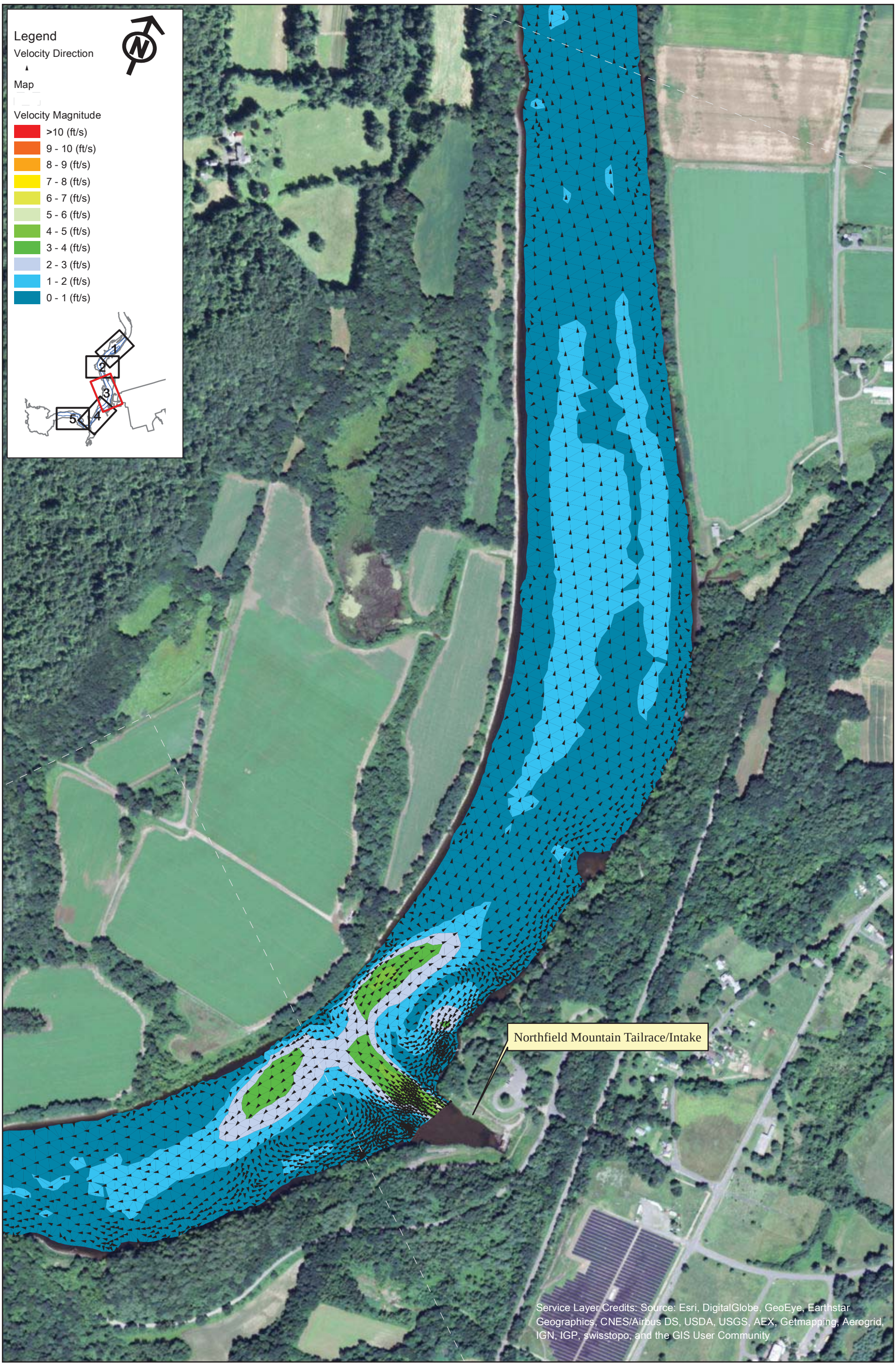

FirstLight GDF SUEZ

Northfield Mountain Pumped Storage Project (No. 2485)
and Turners Falls Hydroelectric Project (No. 1889)

STUDY REPORT
RELICENSING STUDY 3.3.9

0 250 500 1,000 Feet

Appendix B - Velocity in the Turner Falls Impoundment 5 km Upstream and 5 km Downstream of the Northfield Tailrace

Scenario 3 - Map 3
95% Exceedance Flow (1,760 cfs), 4 Units Generating (20,000 cfs), 176 WSEL at Dam

Copyright © 2015 FirstLight Power Resources All rights reserved.

Path: W:\gis\studies\3_3_09\maps\appendix_b\velocity_vectors.mxd

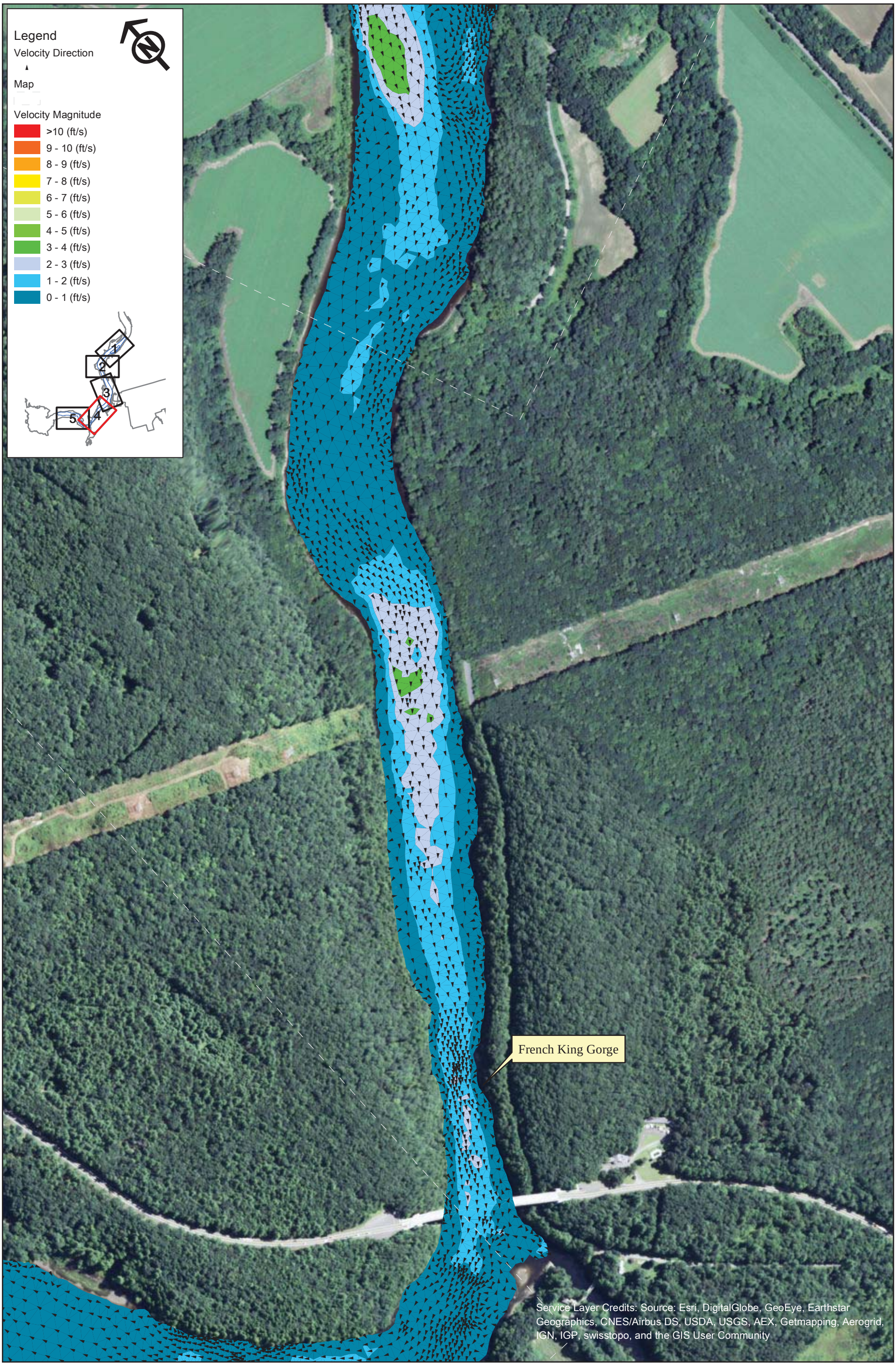

FirstLight GDF SUEZ

Northfield Mountain Pumped Storage Project (No. 2485)
and Turners Falls Hydroelectric Project (No. 1889)

STUDY REPORT
RELICENSING STUDY 3.3.9

0 250 500 1,000 Feet

Appendix B - Velocity in the Turner Falls Impoundment 5 km Upstream and 5 km Downstream of the Northfield Tailrace

Scenario 3 - Map 4
95% Exceedance Flow (1,760 cfs), 4 Units Generating (20,000 cfs), 176 WSEL at Dam

Copyright © 2015 FirstLight Power Resources All rights reserved.

Path: W:\gis\studies\3_3_09\maps\appendix_b\velocity_vectors.mxd

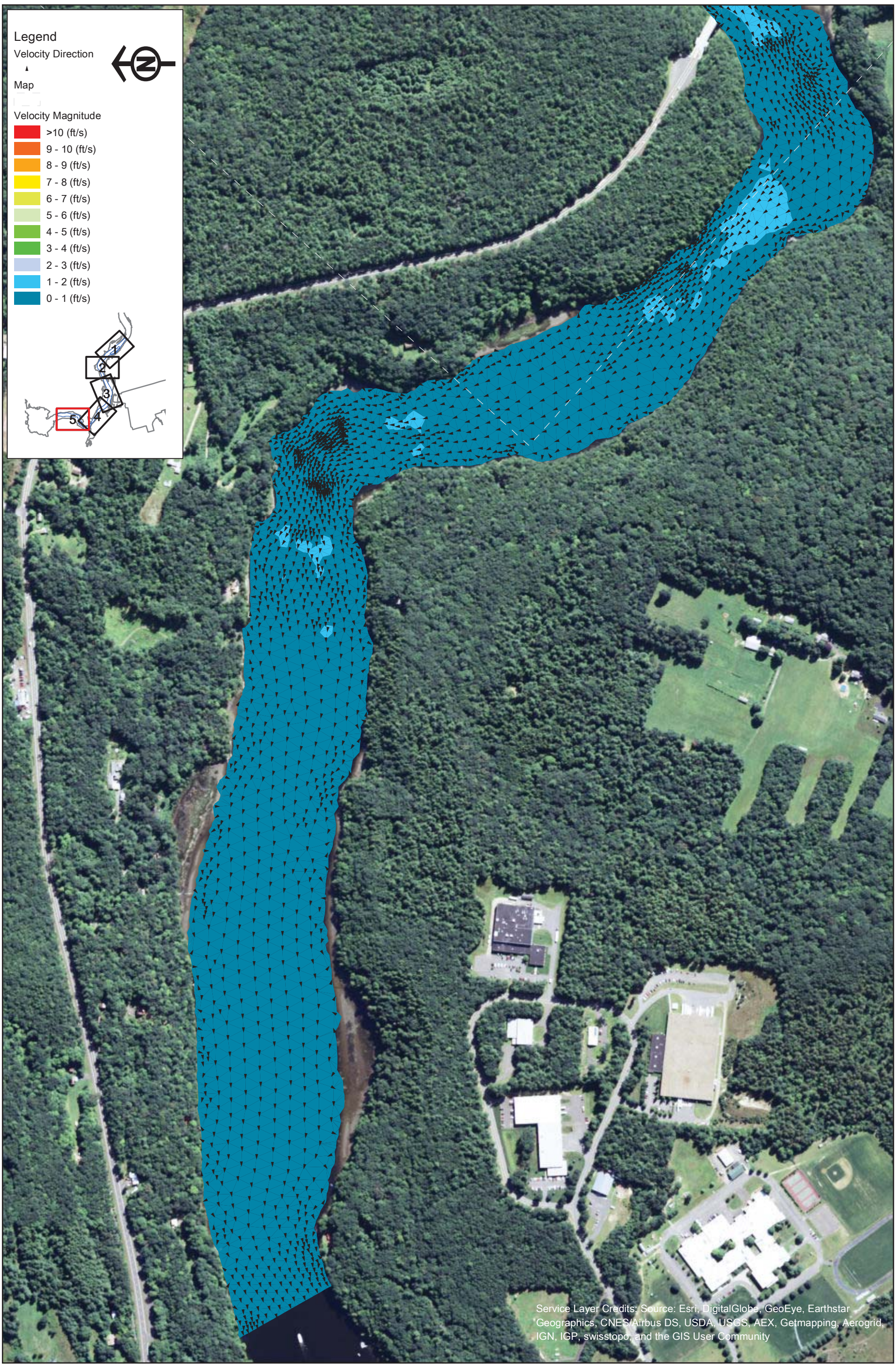

FirstLight GDF SUEZ

Northfield Mountain Pumped Storage Project (No. 2485)
and Turners Falls Hydroelectric Project (No. 1889)

STUDY REPORT
RELICENSING STUDY 3.3.9

0 250 500 1,000 Feet

Appendix B - Velocity in the Turner Falls Impoundment 5 km Upstream and 5 km Downstream of the Northfield Tailrace

Scenario 3 - Map 5
95% Exceedance Flow (1,760 cfs), 4 Units Generating (20,000 cfs), 176 WSEL at Dam

Copyright © 2015 FirstLight Power Resources All rights reserved.

Path: W:\gis\studies\3_3_09\maps\appendix_b\velocity_vectors.mxd

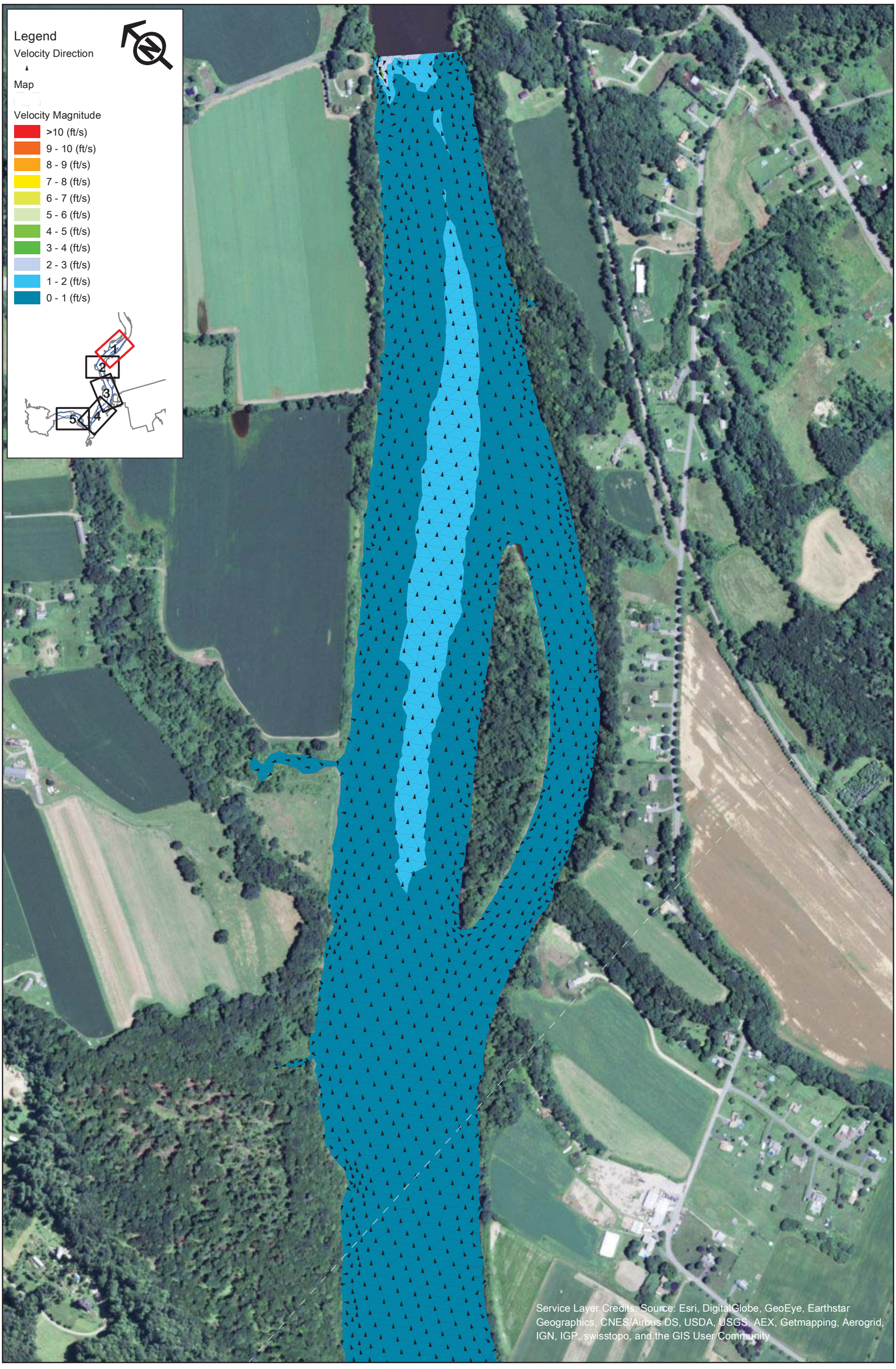

FirstLight
GDF SUEZ

Northfield Mountain Pumped Storage Project (No. 2485)
and Turners Falls Hydroelectric Project (No. 1889)

STUDY REPORT
RELICENSING STUDY 3.3.9

0 250 500 1,000 Feet

Appendix B - Velocity in the Turner Falls Impoundment 5 km Upstream and 5 km Downstream of the Northfield Tailrace

Scenario 4 - Map 1
95% Exceedance Flow (1,760 cfs), 4 Units Generating (20,000 cfs), 185 WSEL at Dam

Copyright © 2015 FirstLight Power Resources All rights reserved.

Path: W:\gis\studies\3_3_09\maps\appendix_b\velocity_vectors.mxd

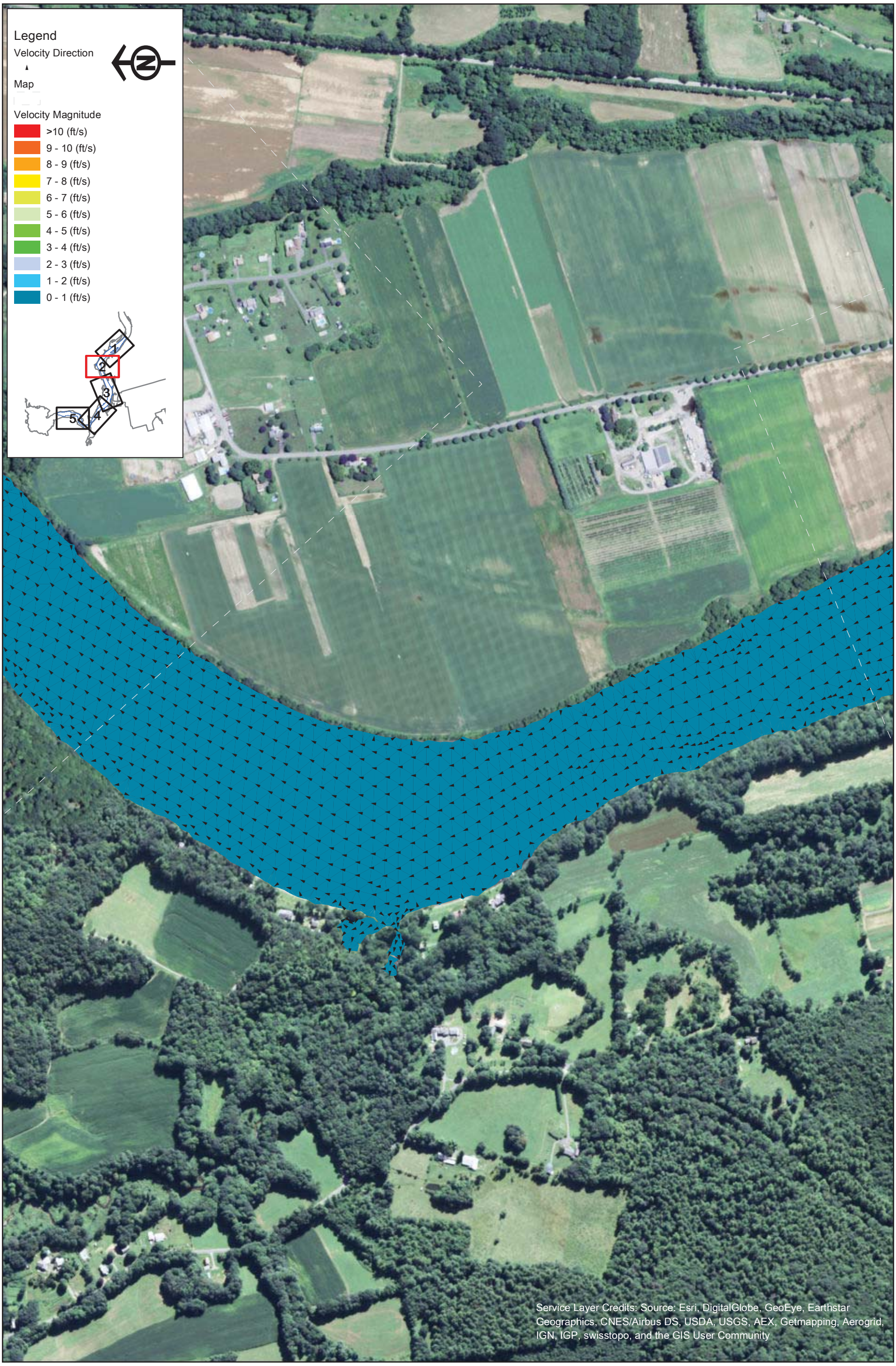

FirstLight
GDF SUEZ

Copyright © 2015 FirstLight Power Resources All rights reserved.

Northfield Mountain Pumped Storage Project (No. 2485)
and Turners Falls Hydroelectric Project (No. 1889)

STUDY REPORT
RELICENSING STUDY 3.3.9

0 250 500 1,000 Feet

Appendix B - Velocity in the Turner Falls Impoundment 5 km Upstream and 5 km Downstream of the Northfield Tailrace

Scenario 4 - Map 2
95% Exceedance Flow (1,760 cfs), 4 Units Generating (20,000 cfs), 185 WSEL at Dam

Path: W:\gis\studies\3_3_09\maps\appendix_b\velocity_vectors.mxd

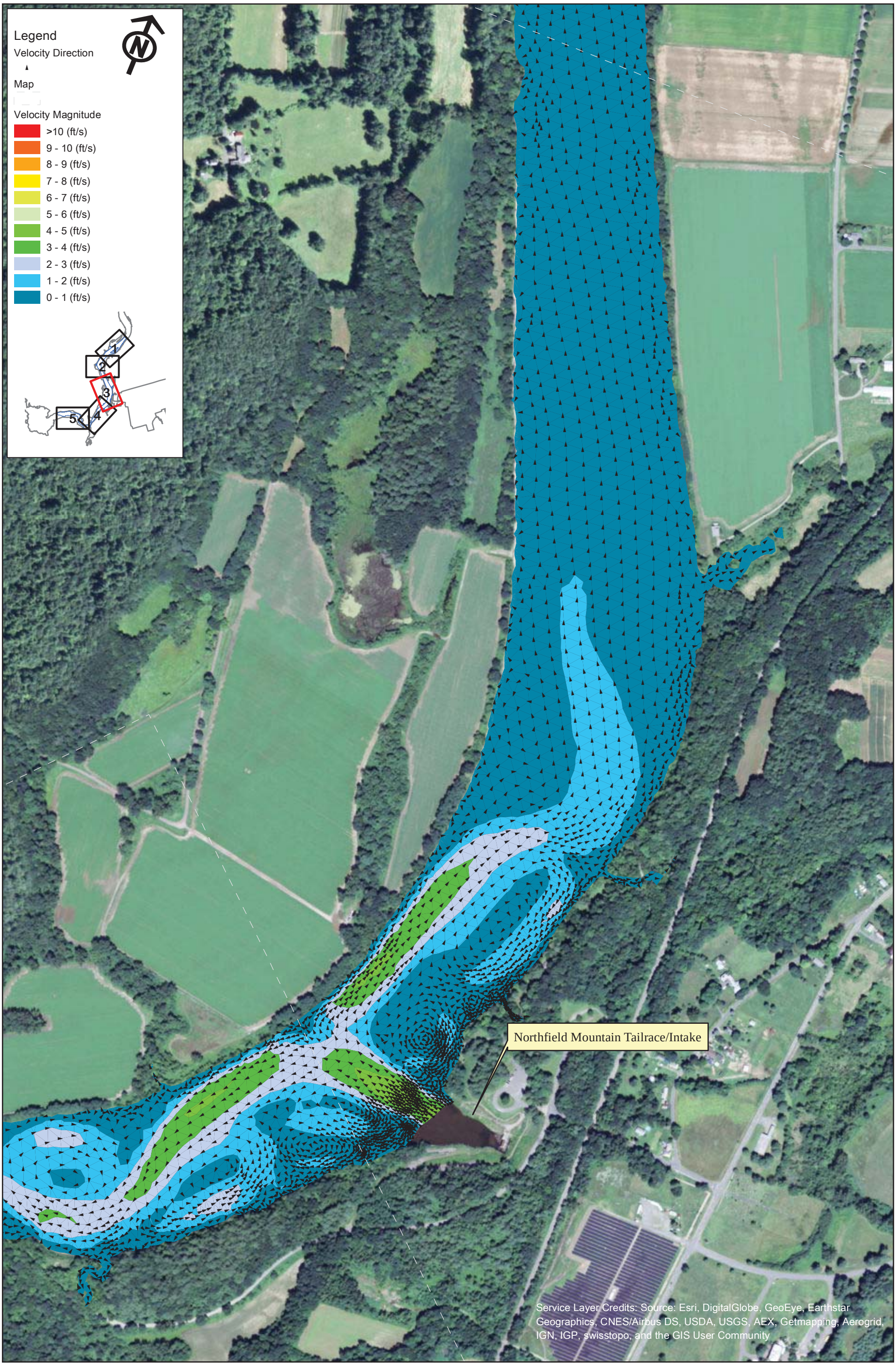

FirstLight GDF SUEZ

Northfield Mountain Pumped Storage Project (No. 2485)
and Turners Falls Hydroelectric Project (No. 1889)

STUDY REPORT
RELICENSING STUDY 3.3.9

0 250 500 1,000 Feet

Appendix B - Velocity in the Turner Falls Impoundment 5 km Upstream and 5 km Downstream of the Northfield Tailrace

Scenario 4 - Map 3
95% Exceedance Flow (1,760 cfs), 4 Units Generating (20,000 cfs), 185 WSEL at Dam

Copyright © 2015 FirstLight Power Resources All rights reserved.

Path: W:\gis\studies\3_3_09\maps\appendix_b\velocity_vectors.mxd

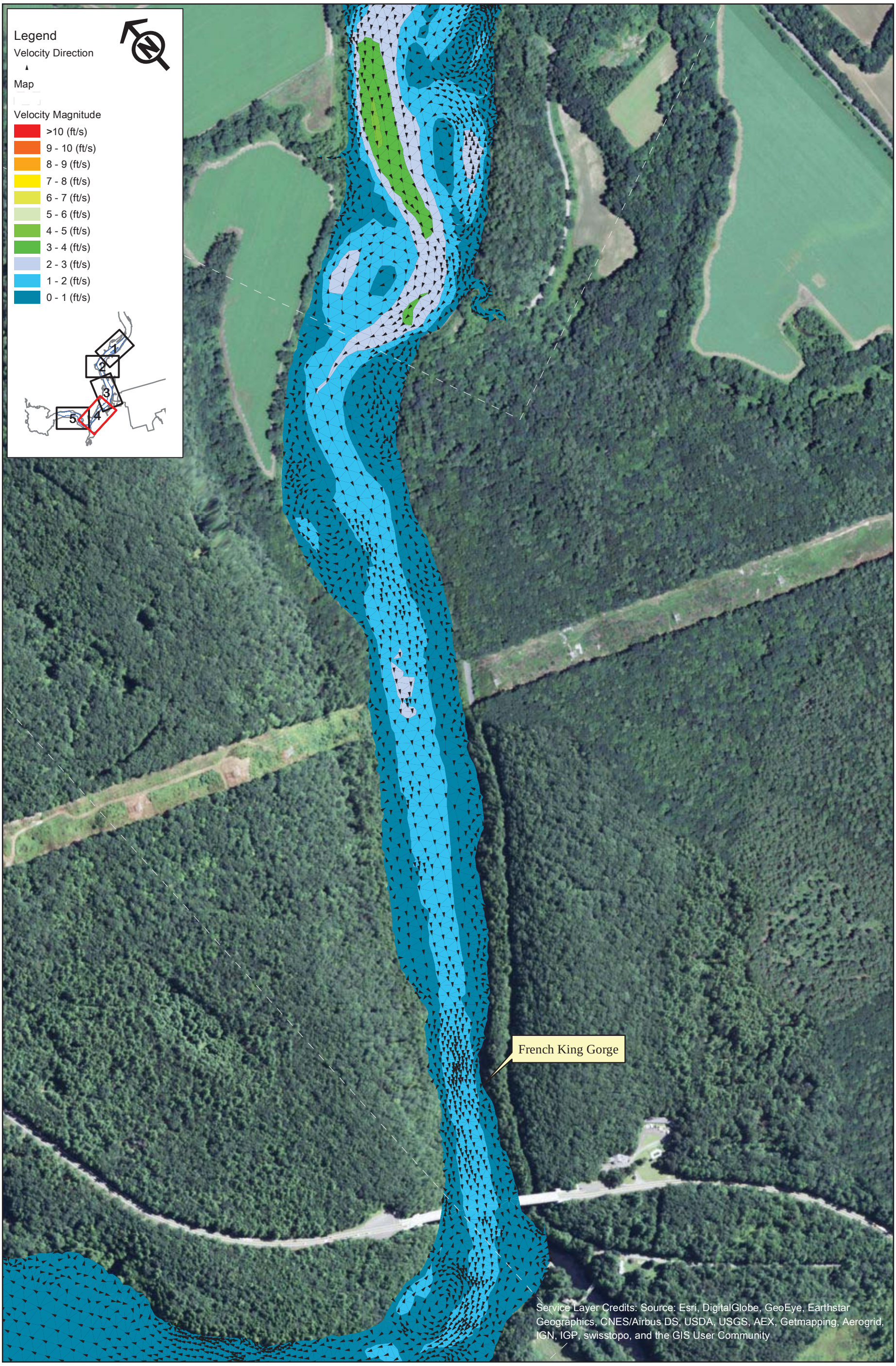

FirstLight
GDF SUEZ

Northfield Mountain Pumped Storage Project (No. 2485)
and Turners Falls Hydroelectric Project (No. 1889)

STUDY REPORT
RELICENSING STUDY 3.3.9

0 250 500 1,000 Feet

Appendix B - Velocity in the Turner Falls Impoundment 5 km Upstream and 5 km Downstream of the Northfield Tailrace

Scenario 4 - Map 4
95% Exceedance Flow (1,760 cfs), 4 Units Generating (20,000 cfs), 185 WSEL at Dam

Copyright © 2015 FirstLight Power Resources All rights reserved.

Path: W:\gis\studies\3_3_09\maps\appendix_b\velocity_vectors.mxd

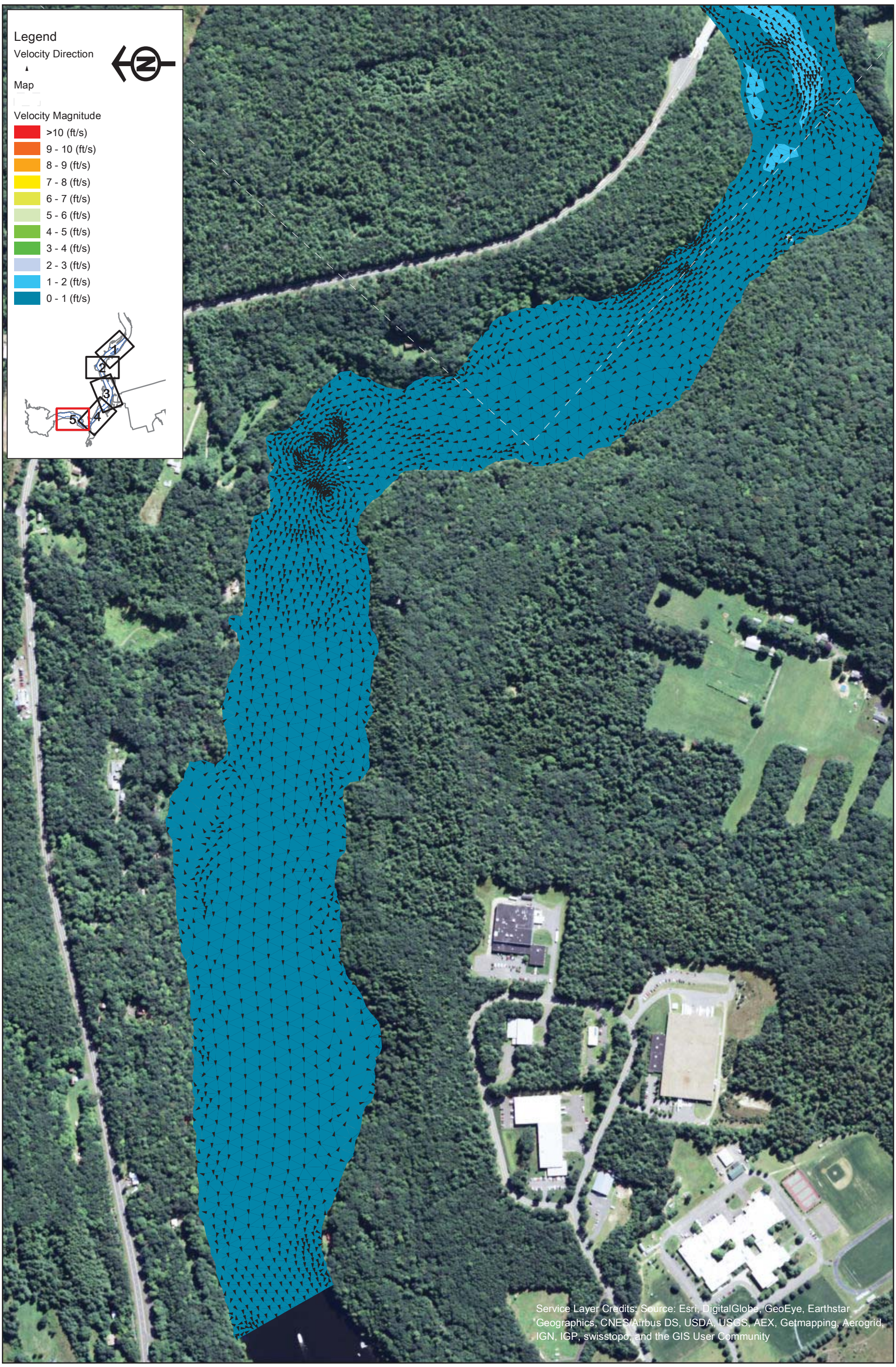

FirstLight GDF SUEZ

Northfield Mountain Pumped Storage Project (No. 2485)
and Turners Falls Hydroelectric Project (No. 1889)

STUDY REPORT
RELICENSING STUDY 3.3.9

0 250 500 1,000 Feet

Appendix B - Velocity in the Turner Falls Impoundment 5 km Upstream and 5 km Downstream of the Northfield Tailrace

Scenario 4 - Map 5
95% Exceedance Flow (1,760 cfs), 4 Units Generating (20,000 cfs), 185 WSEL at Dam

Copyright © 2015 FirstLight Power Resources All rights reserved.

Path: W:\gis\studies\3_3_09\maps\appendix_b\velocity_vectors.mxd

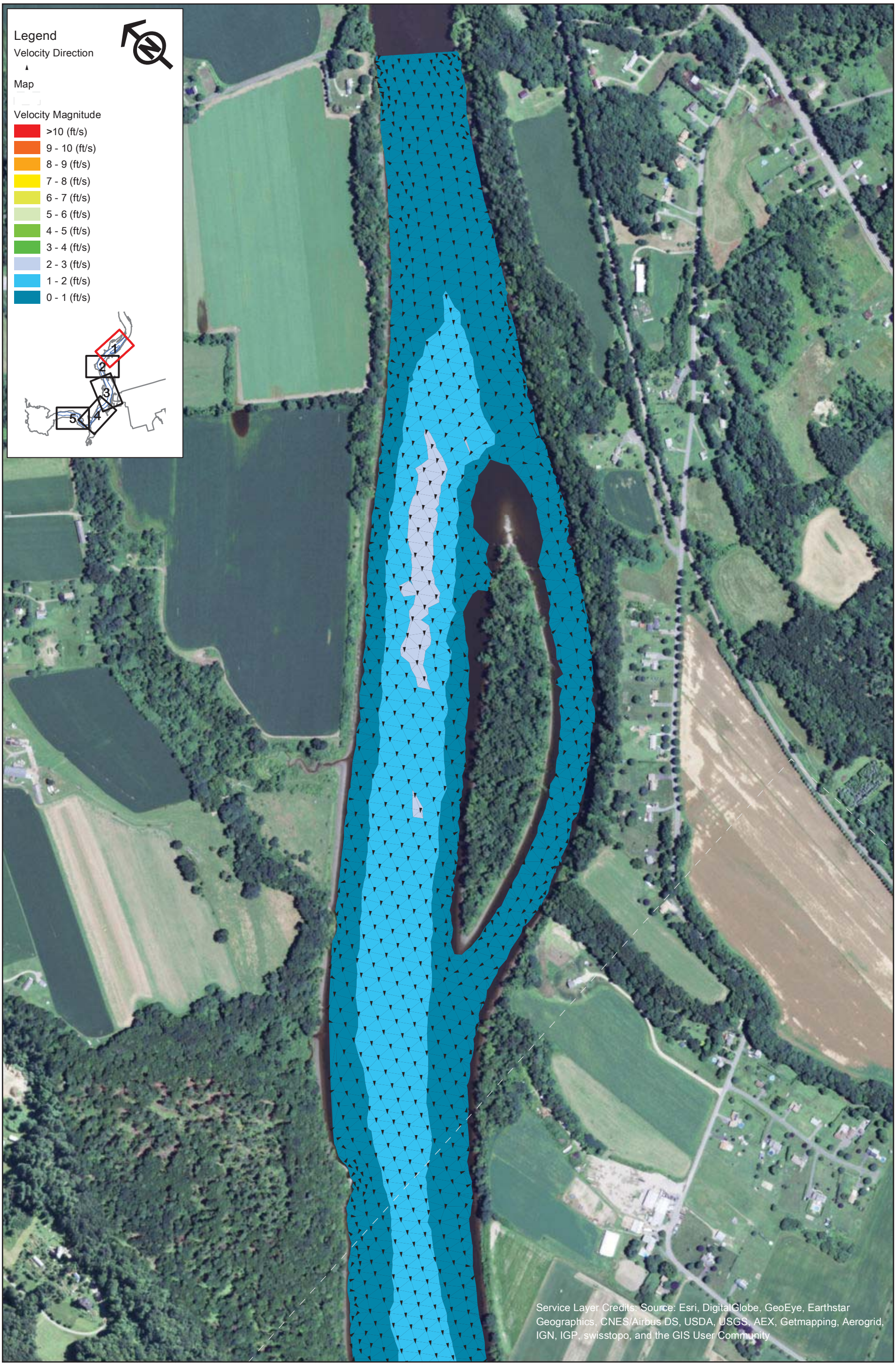

FirstLight
GDF SUEZ

Northfield Mountain Pumped Storage Project (No. 2485)
and Turners Falls Hydroelectric Project (No. 1889)

STUDY REPORT
RELICENSING STUDY 3.3.9

0 250 500 1,000 Feet

Appendix B - Velocity in the Turner Falls Impoundment 5 km Upstream and 5 km Downstream of the Northfield Tailrace

Scenario 5 - Map 1
95% Exceedance Flow (1,760 cfs), 2 Units Pumping (7,600 cfs), 176 WSEL at Dam

Copyright © 2015 FirstLight Power Resources All rights reserved.

Path: W:\gis\studies\3_3_09\maps\appendix_b\velocity_vectors.mxd

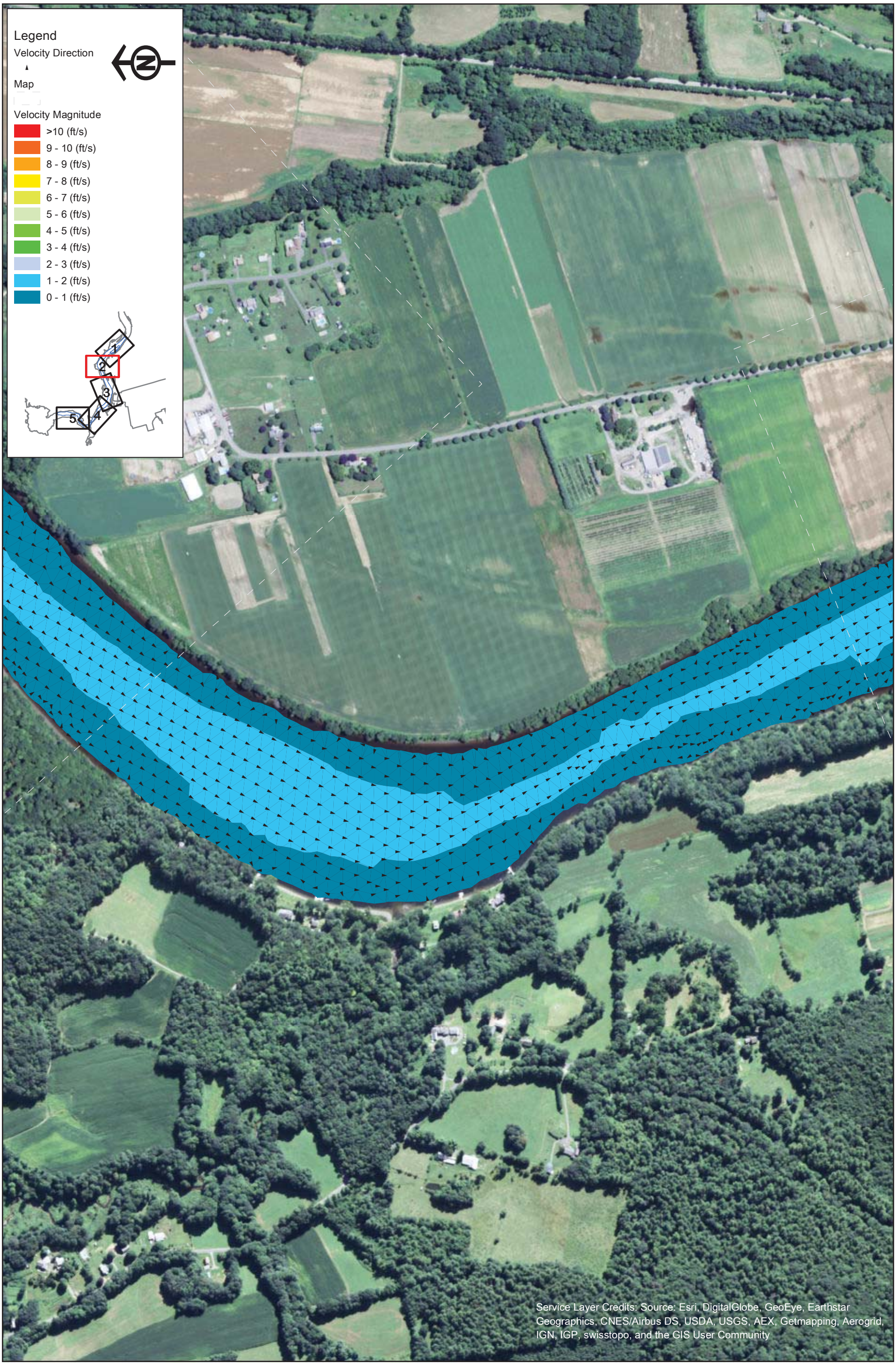

FirstLight
GDF SUEZ

Copyright © 2015 FirstLight Power Resources All rights reserved.

Northfield Mountain Pumped Storage Project (No. 2485)
and Turners Falls Hydroelectric Project (No. 1889)

STUDY REPORT
RELICENSING STUDY 3.3.9

0 250 500 1,000 Feet

Appendix B - Velocity in the Turner Falls Impoundment 5 km Upstream and 5 km Downstream of the Northfield Tailrace

Scenario 5 - Map 2
95% Exceedance Flow (1,760 cfs), 2 Units Pumping (7,600 cfs), 176 WSEL at Dam

Path: W:\gis\studies\3_3_09\maps\appendix_b\velocity_vectors.mxd

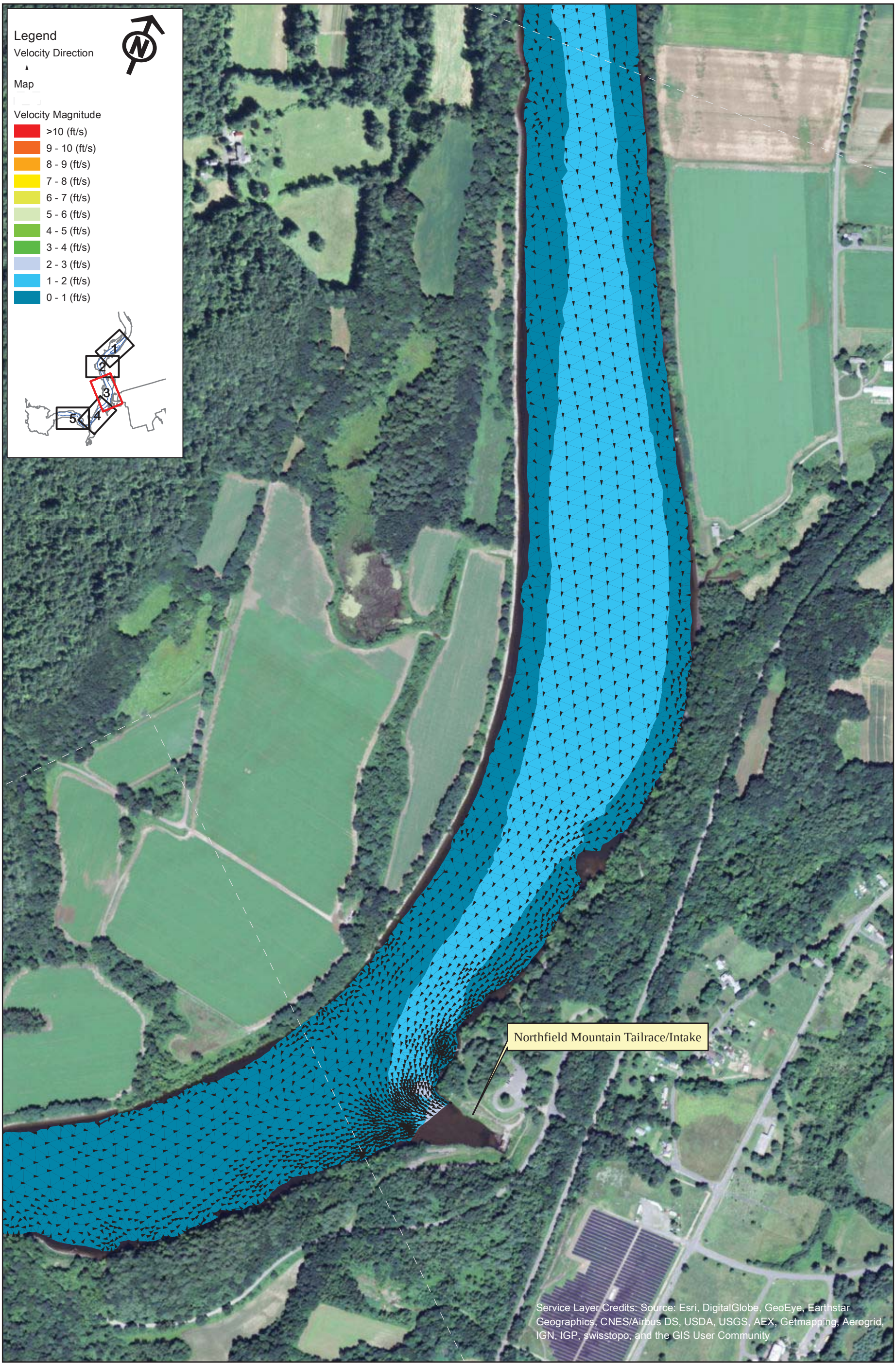

FirstLight
GDF SUEZ

Copyright © 2015 FirstLight Power Resources All rights reserved.

Northfield Mountain Pumped Storage Project (No. 2485)
and Turners Falls Hydroelectric Project (No. 1889)

STUDY REPORT
RELICENSING STUDY 3.3.9

0 250 500 1,000 Feet

Appendix B - Velocity in the Turner Falls Impoundment 5 km Upstream and 5 km Downstream of the Northfield Tailrace

Scenario 5 - Map 3
95% Exceedance Flow (1,760 cfs), 2 Units Pumping (7,600 cfs), 176 WSEL at Dam

Path: W:\gis\studies\3_3_09\maps\appendix_b\velocity_vectors.mxd

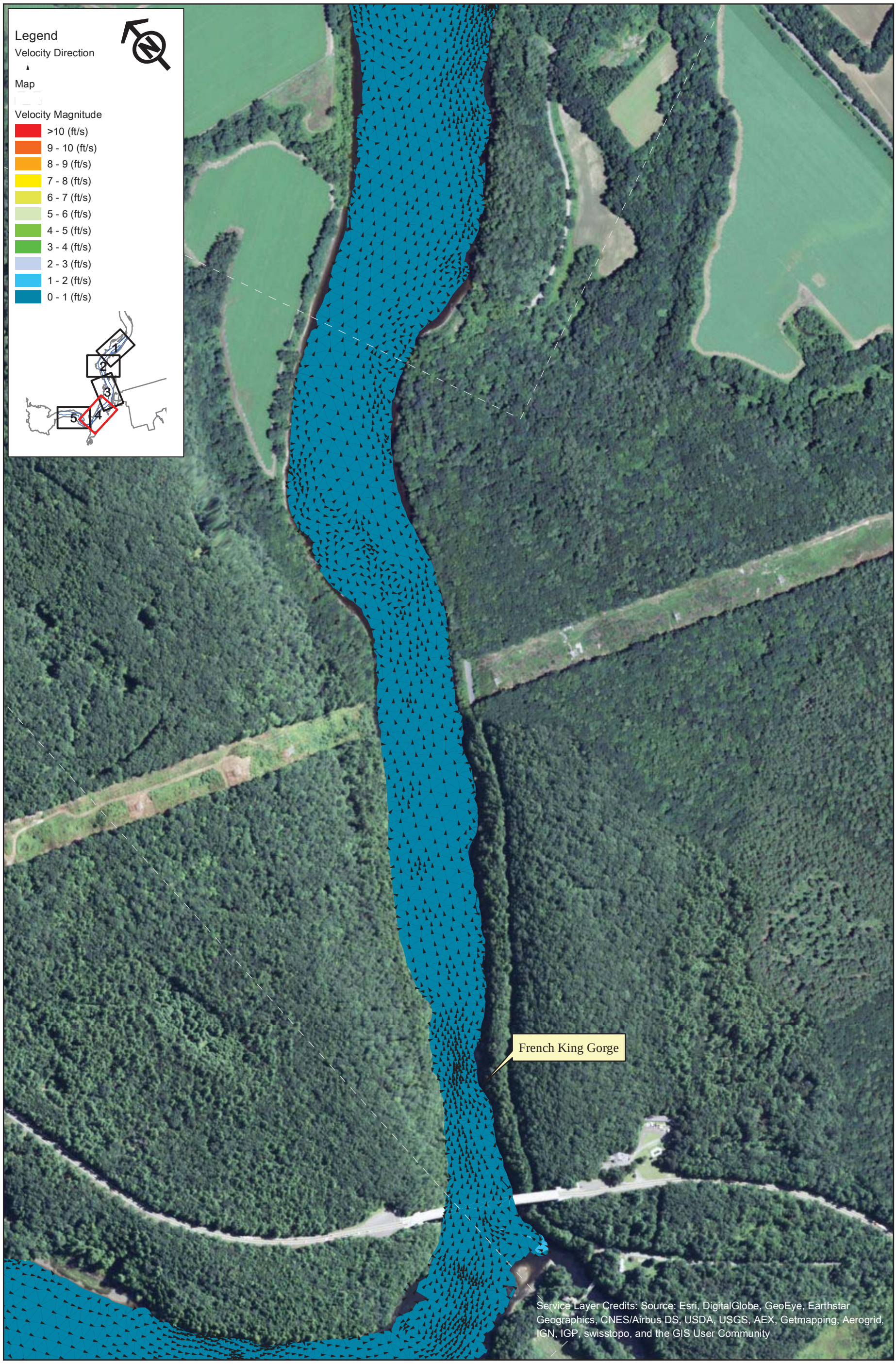

FirstLight GDF SUEZ

Northfield Mountain Pumped Storage Project (No. 2485)
and Turners Falls Hydroelectric Project (No. 1889)

STUDY REPORT
RELICENSING STUDY 3.3.9

0 250 500 1,000 Feet

Appendix B - Velocity in the Turner Falls Impoundment 5 km Upstream and 5 km Downstream of the Northfield Tailrace

Scenario 5 - Map 4
95% Exceedance Flow (1,760 cfs), 2 Units Pumping (7,600 cfs), 176 WSEL at Dam

Copyright © 2015 FirstLight Power Resources All rights reserved.

Path: W:\gis\studies\3_3_09\maps\appendix_b\velocity_vectors.mxd

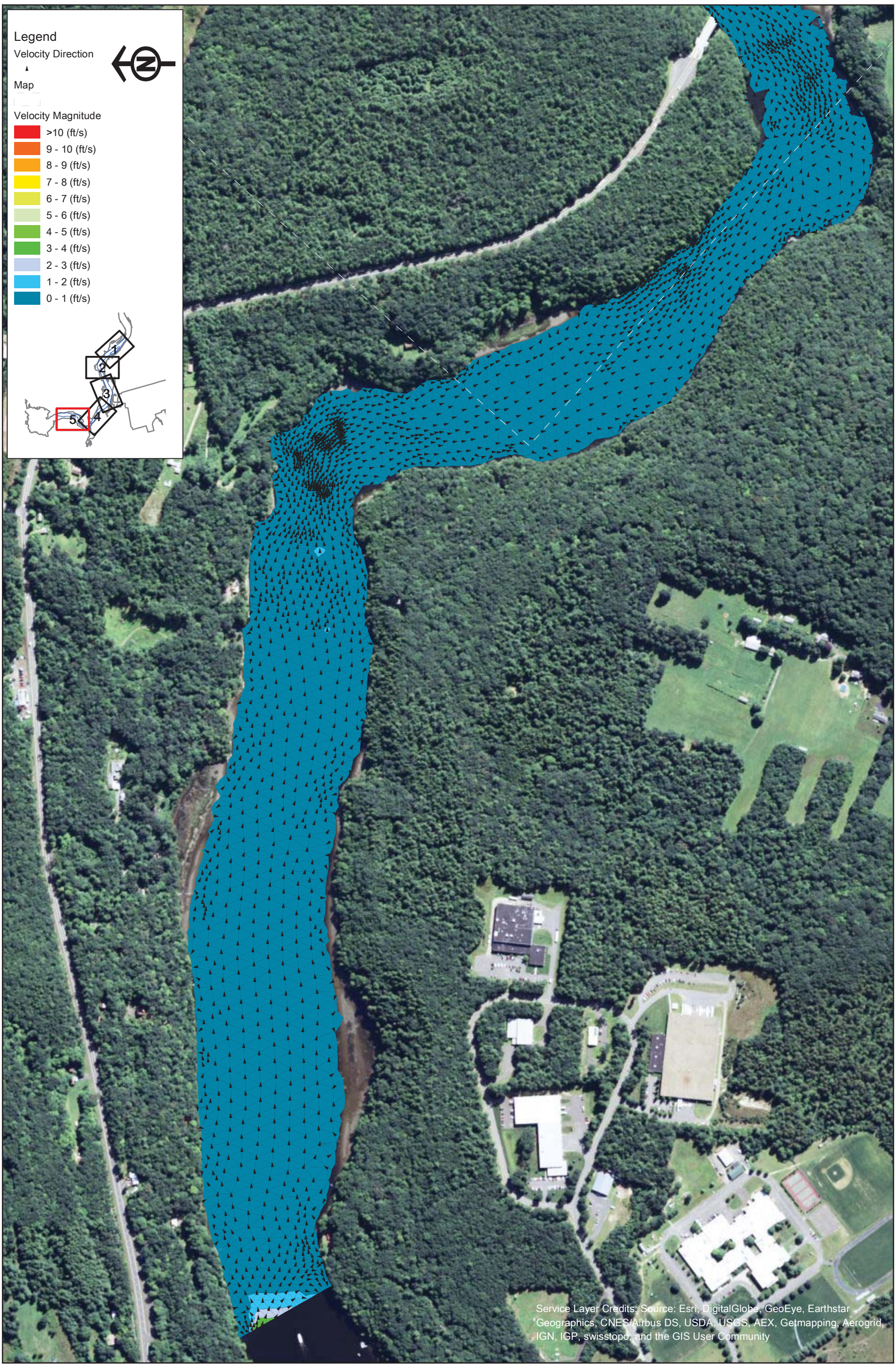

FirstLight GDF SUEZ

Northfield Mountain Pumped Storage Project (No. 2485)
and Turners Falls Hydroelectric Project (No. 1889)

STUDY REPORT
RELICENSING STUDY 3.3.9

0 250 500 1,000 Feet

Appendix B - Velocity in the Turner Falls Impoundment 5 km Upstream and 5 km Downstream of the Northfield Tailrace

Scenario 5 - Map 5
95% Exceedance Flow (1,760 cfs), 2 Units Pumping (7,600 cfs), 176 WSEL at Dam

Copyright © 2015 FirstLight Power Resources All rights reserved.

Path: W:\gis\studies\3_3_09\maps\appendix_b\velocity_vectors.mxd

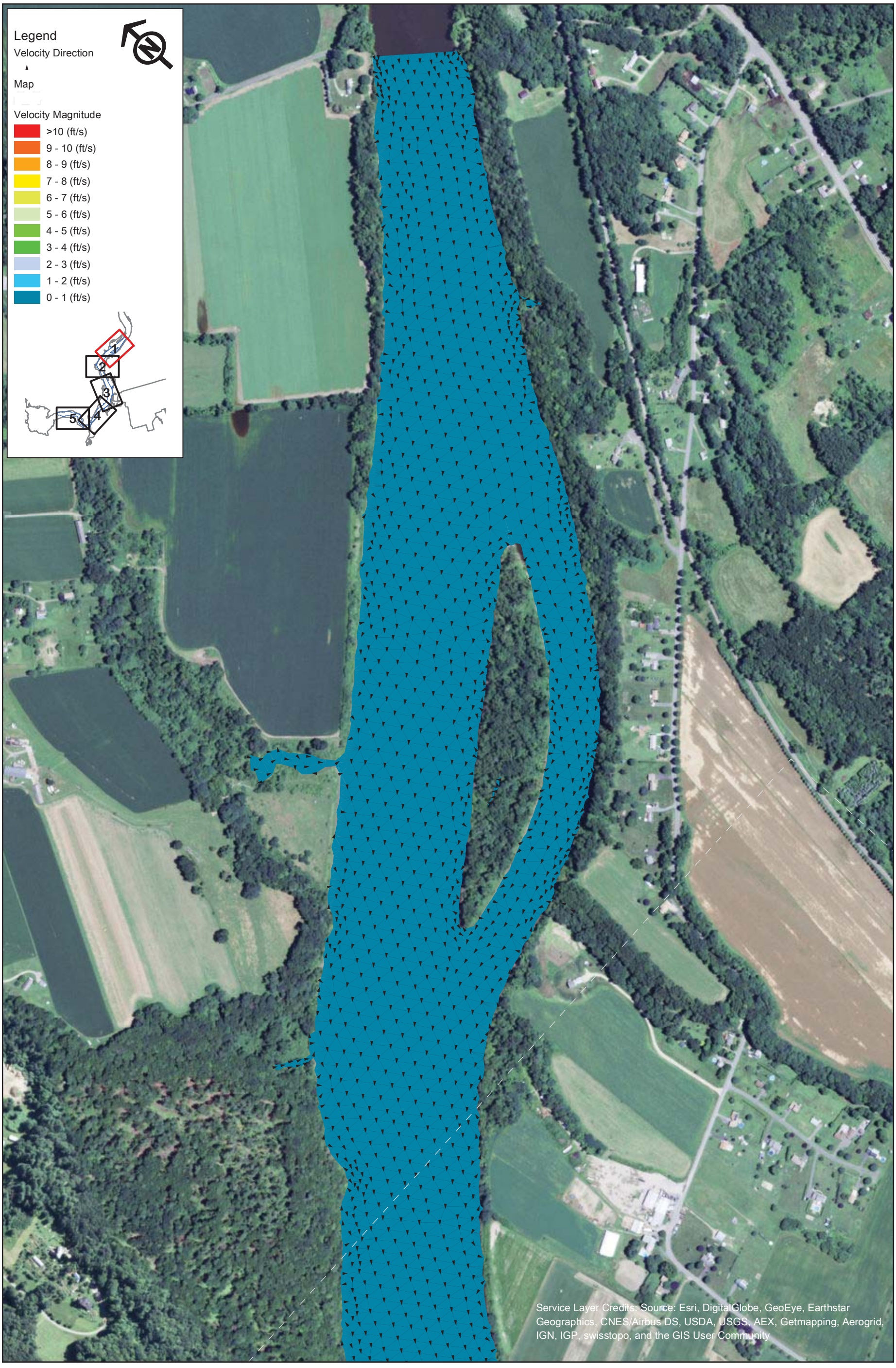

FirstLight
GDF SUEZ

Northfield Mountain Pumped Storage Project (No. 2485)
and Turners Falls Hydroelectric Project (No. 1889)

STUDY REPORT
RELICENSING STUDY 3.3.9

0 250 500 1,000 Feet

Appendix B - Velocity in the Turner Falls Impoundment 5 km Upstream and 5 km Downstream of the Northfield Tailrace

Scenario 6 - Map 1
95% Exceedance Flow (1,760 cfs), 2 Units Pumping (7,600 cfs), 185 WSEL at Dam

Copyright © 2015 FirstLight Power Resources All rights reserved.

Path: W:\gis\studies\3_3_09\maps\appendix_b\velocity_vectors.mxd

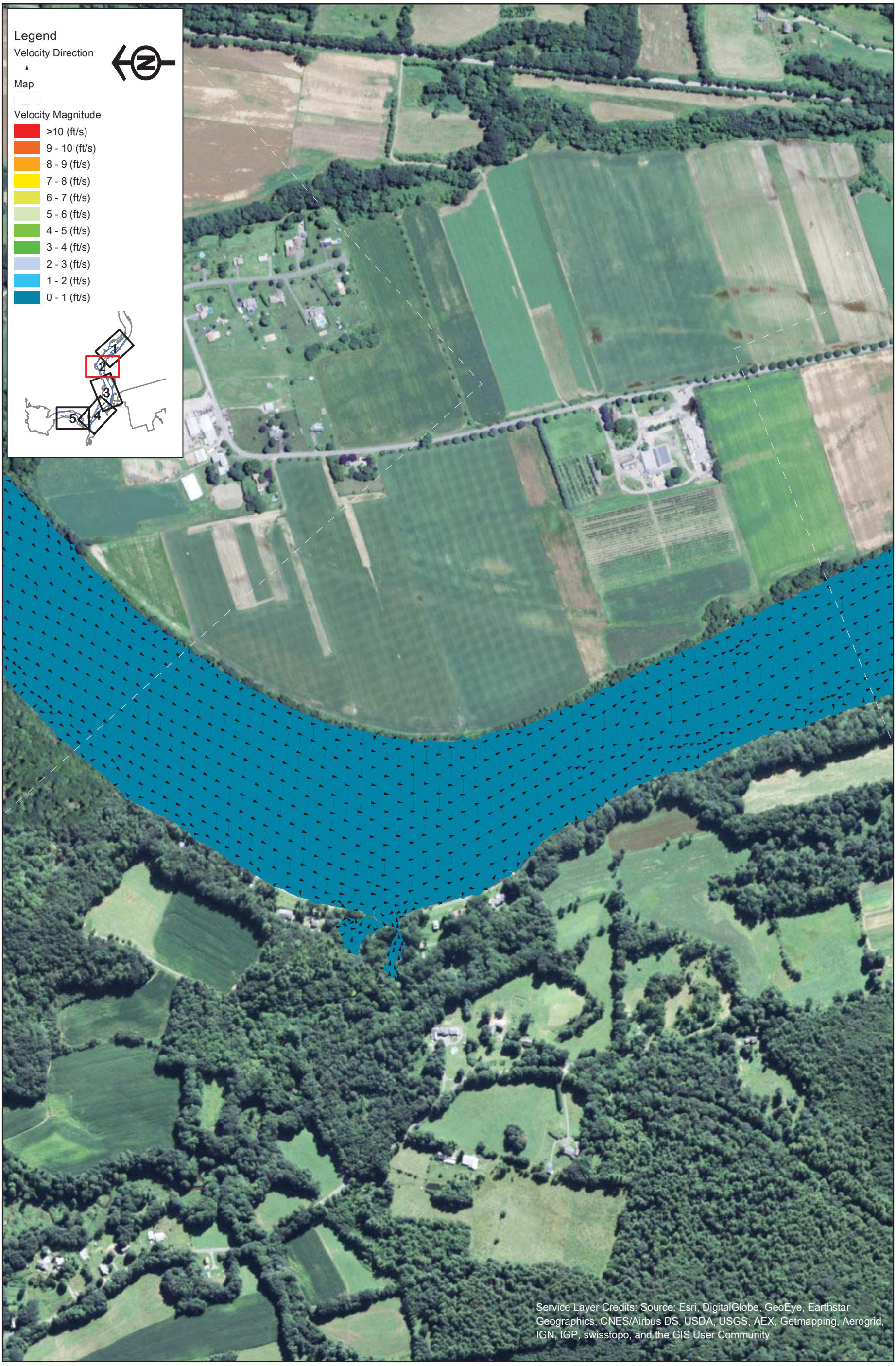

FirstLight GDF SUEZ

Northfield Mountain Pumped Storage Project (No. 2485)
and Turners Falls Hydroelectric Project (No. 1889)

STUDY REPORT
RELICENSING STUDY 3.3.9

0 250 500 1,000 Feet

Appendix B - Velocity in the Turner Falls Impoundment 5 km Upstream and 5 km Downstream of the Northfield Tailrace

Scenario 6 - Map 2
95% Exceedance Flow (1,760 cfs), 2 Units Pumping (7,600 cfs), 185 WSEL at Dam

Copyright © 2015 FirstLight Power Resources All rights reserved.

Path: W:\gis\studies\3_3_09\maps\appendix_b\velocity_vectors.mxd

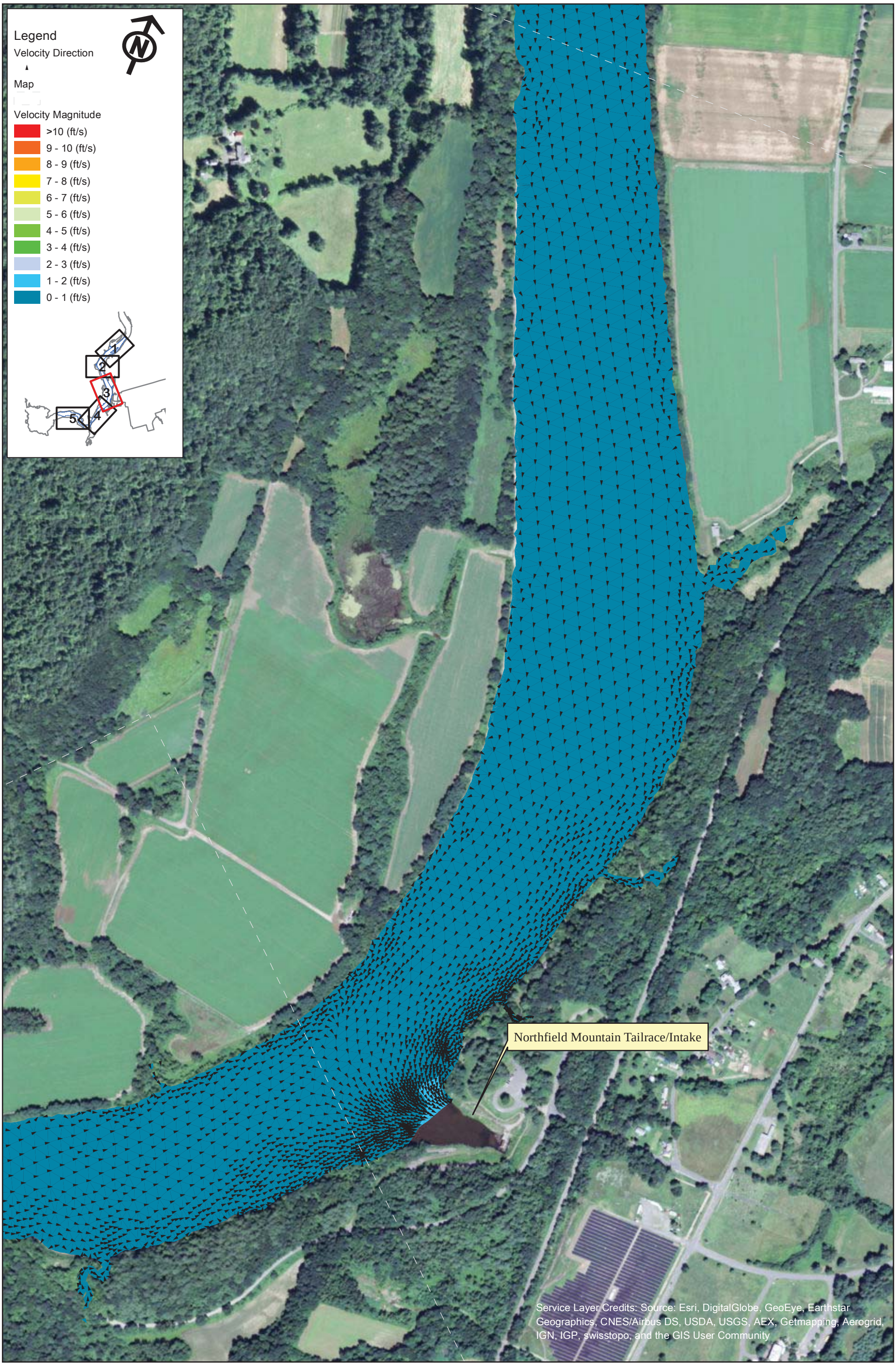

FirstLight
GDF SUEZ

Copyright © 2015 FirstLight Power Resources All rights reserved.

Northfield Mountain Pumped Storage Project (No. 2485)
and Turners Falls Hydroelectric Project (No. 1889)

STUDY REPORT
RELICENSING STUDY 3.3.9

0 250 500 1,000 Feet

Appendix B - Velocity in the Turner Falls Impoundment 5 km Upstream and 5 km Downstream of the Northfield Tailrace

Scenario 6 - Map 3
95% Exceedance Flow (1,760 cfs), 2 Units Pumping (7,600 cfs), 185 WSEL at Dam

Path: W:\gis\studies\3_3_09\maps\appendix_b\velocity_vectors.mxd

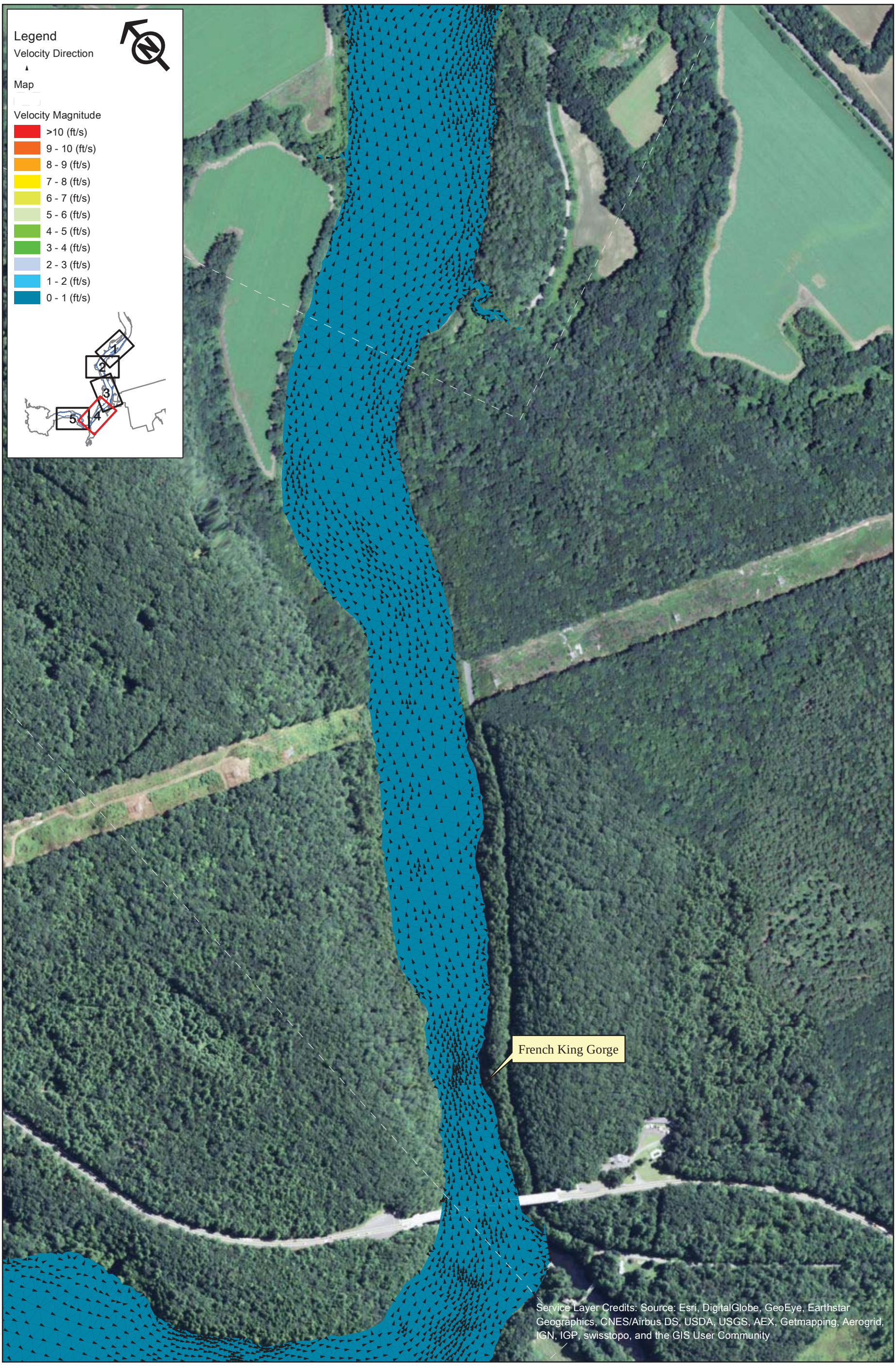

FirstLight GDF SUEZ

Northfield Mountain Pumped Storage Project (No. 2485)
and Turners Falls Hydroelectric Project (No. 1889)

STUDY REPORT
RELICENSING STUDY 3.3.9

0 250 500 1,000 Feet

Appendix B - Velocity in the Turner Falls Impoundment 5 km Upstream and 5 km Downstream of the Northfield Tailrace

Scenario 6 - Map 4
95% Exceedance Flow (1,760 cfs), 2 Units Pumping (7,600 cfs), 185 WSEL at Dam

Copyright © 2015 FirstLight Power Resources All rights reserved.

Path: W:\gis\studies\3_3_09\maps\appendix_b\velocity_vectors.mxd

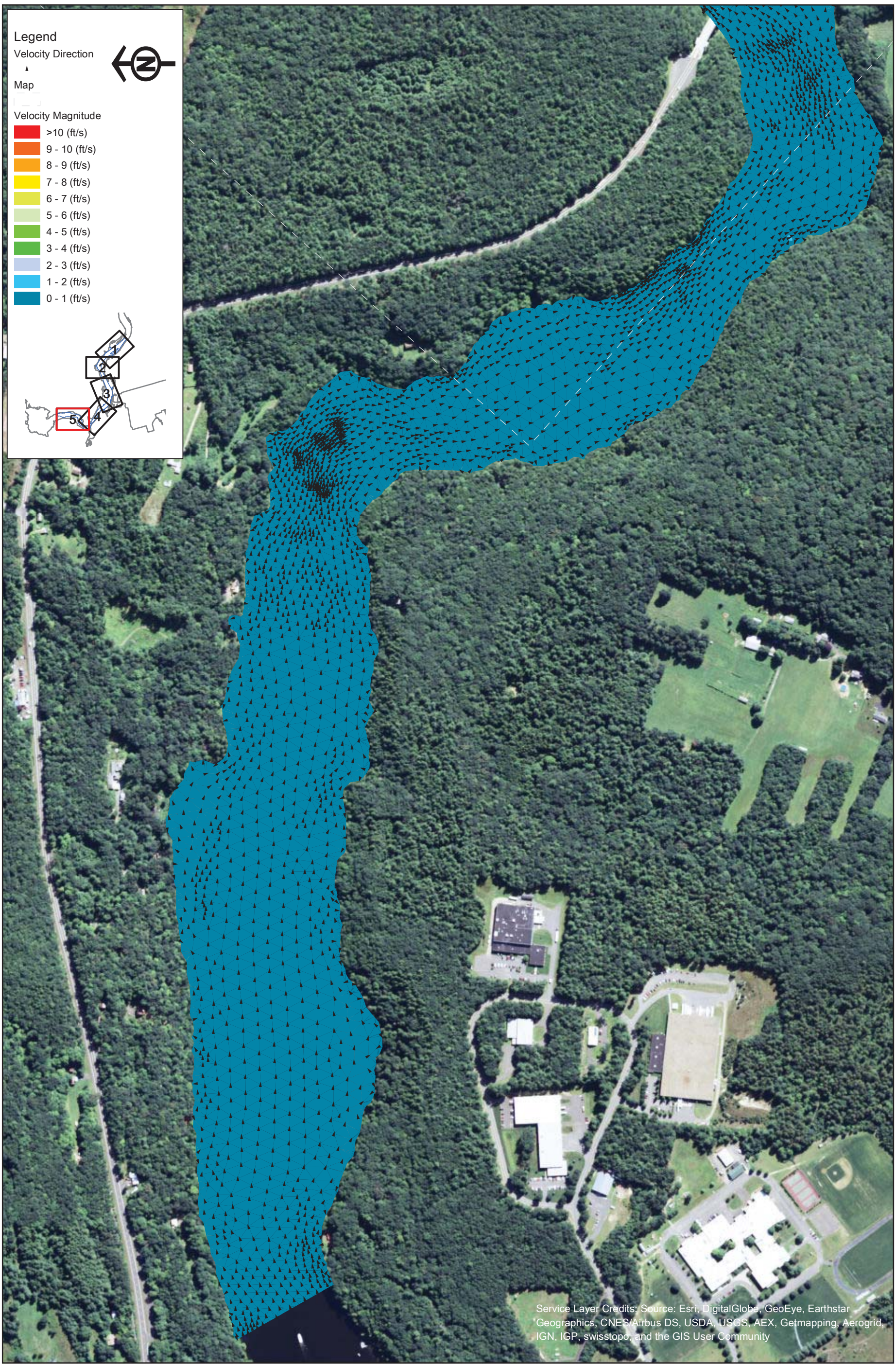

FirstLight GDF SUEZ

Northfield Mountain Pumped Storage Project (No. 2485)
and Turners Falls Hydroelectric Project (No. 1889)

STUDY REPORT
RELICENSING STUDY 3.3.9

0 250 500 1,000 Feet

Appendix B - Velocity in the Turner Falls Impoundment 5 km Upstream and 5 km Downstream of the Northfield Tailrace

Scenario 6 - Map 5
95% Exceedance Flow (1,760 cfs), 2 Units Pumping (7,600 cfs), 185 WSEL at Dam

Copyright © 2015 FirstLight Power Resources All rights reserved.

Path: W:\gis\studies\3_3_09\maps\appendix_b\velocity_vectors.mxd

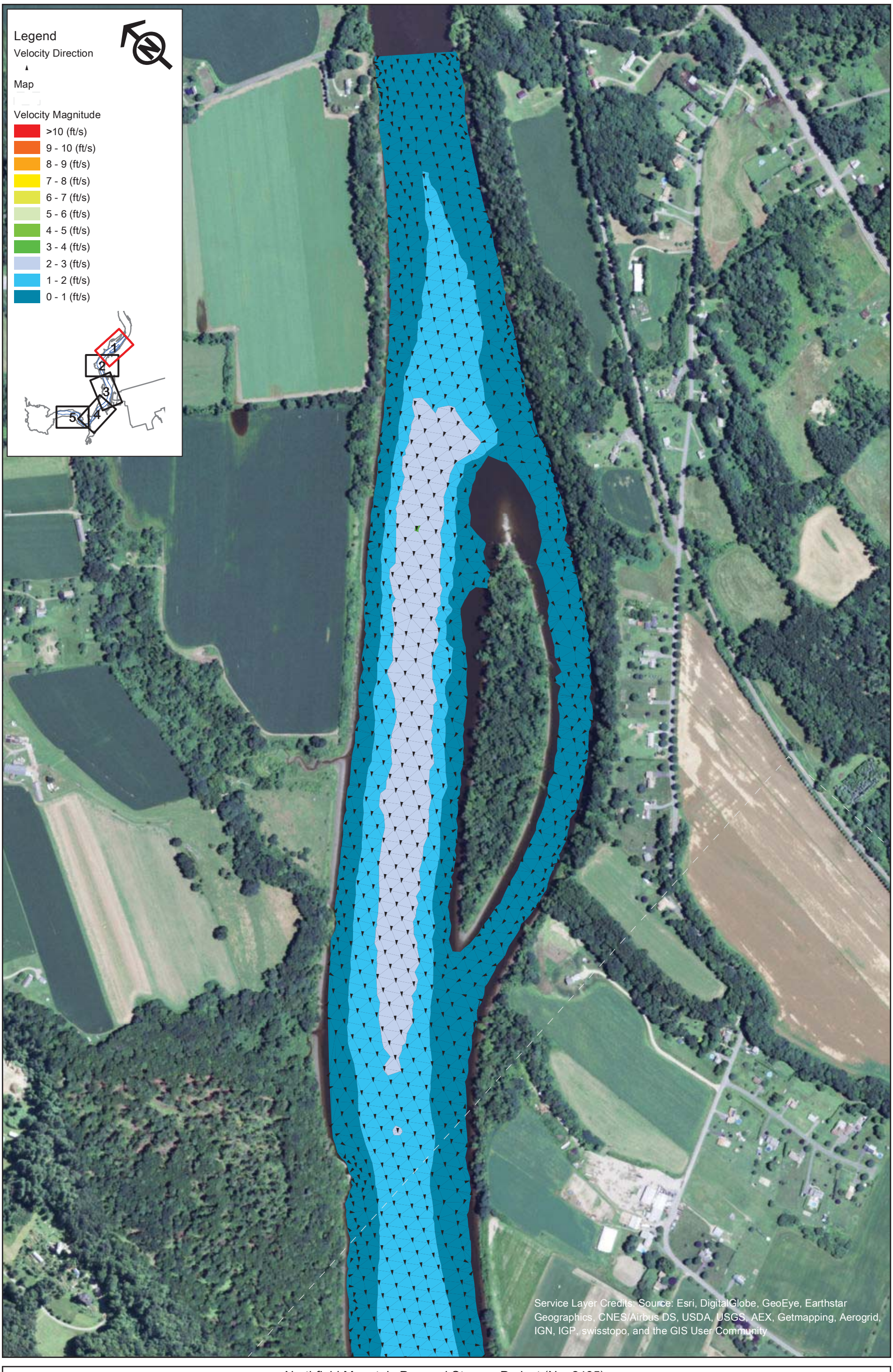

FirstLight
GDF SUEZ

Northfield Mountain Pumped Storage Project (No. 2485)
and Turners Falls Hydroelectric Project (No. 1889)

STUDY REPORT
RELICENSING STUDY 3.3.9

0 250 500 1,000 Feet

Appendix B - Velocity in the Turner Falls Impoundment 5 km Upstream and 5 km Downstream of the Northfield Tailrace

Scenario 7 - Map 1
95% Exceedance Flow (1,760 cfs), 4 Units Pumping (15,200 cfs), 176 WSEL at Dam

Copyright © 2015 FirstLight Power Resources All rights reserved.

Path: W:\gis\studies\3_3_09\maps\appendix_b\velocity_vectors.mxd

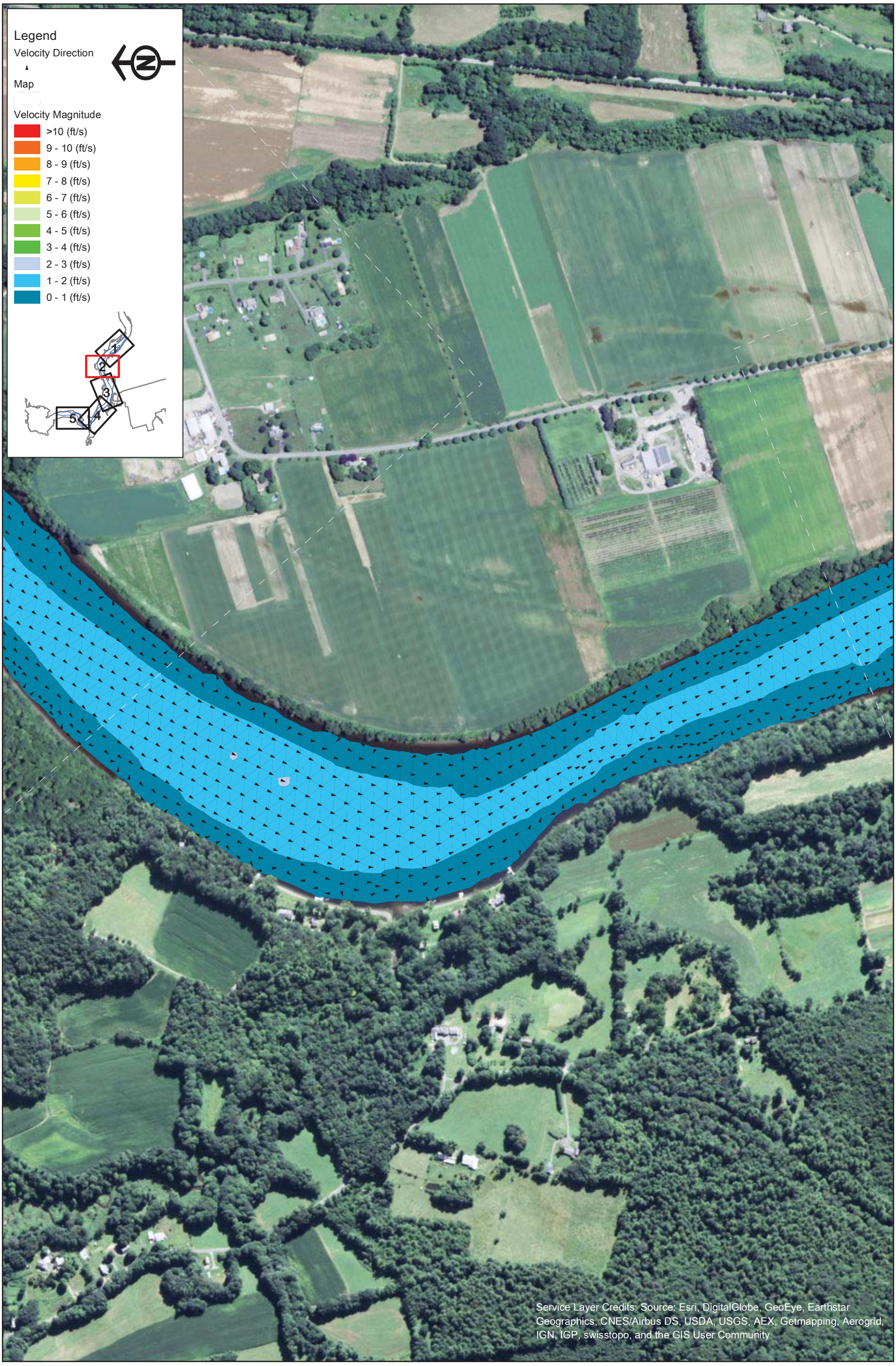

FirstLight
GDF SUEZ

Copyright © 2015 FirstLight Power Resources All rights reserved.

Northfield Mountain Pumped Storage Project (No. 2485)
and Turners Falls Hydroelectric Project (No. 1889)

STUDY REPORT
RELICENSING STUDY 3.3.9

0 250 500 1,000 Feet

Appendix B - Velocity in the Turner Falls Impoundment 5 km Upstream and 5 km Downstream of the Northfield Tailrace

Scenario 7 - Map 2
95% Exceedance Flow (1,760 cfs), 4 Units Pumping (15,200 cfs), 176 WSEL at Dam

Path: W:\gis\studies\3_3_09\maps\appendix_b\velocity_vectors.mxd

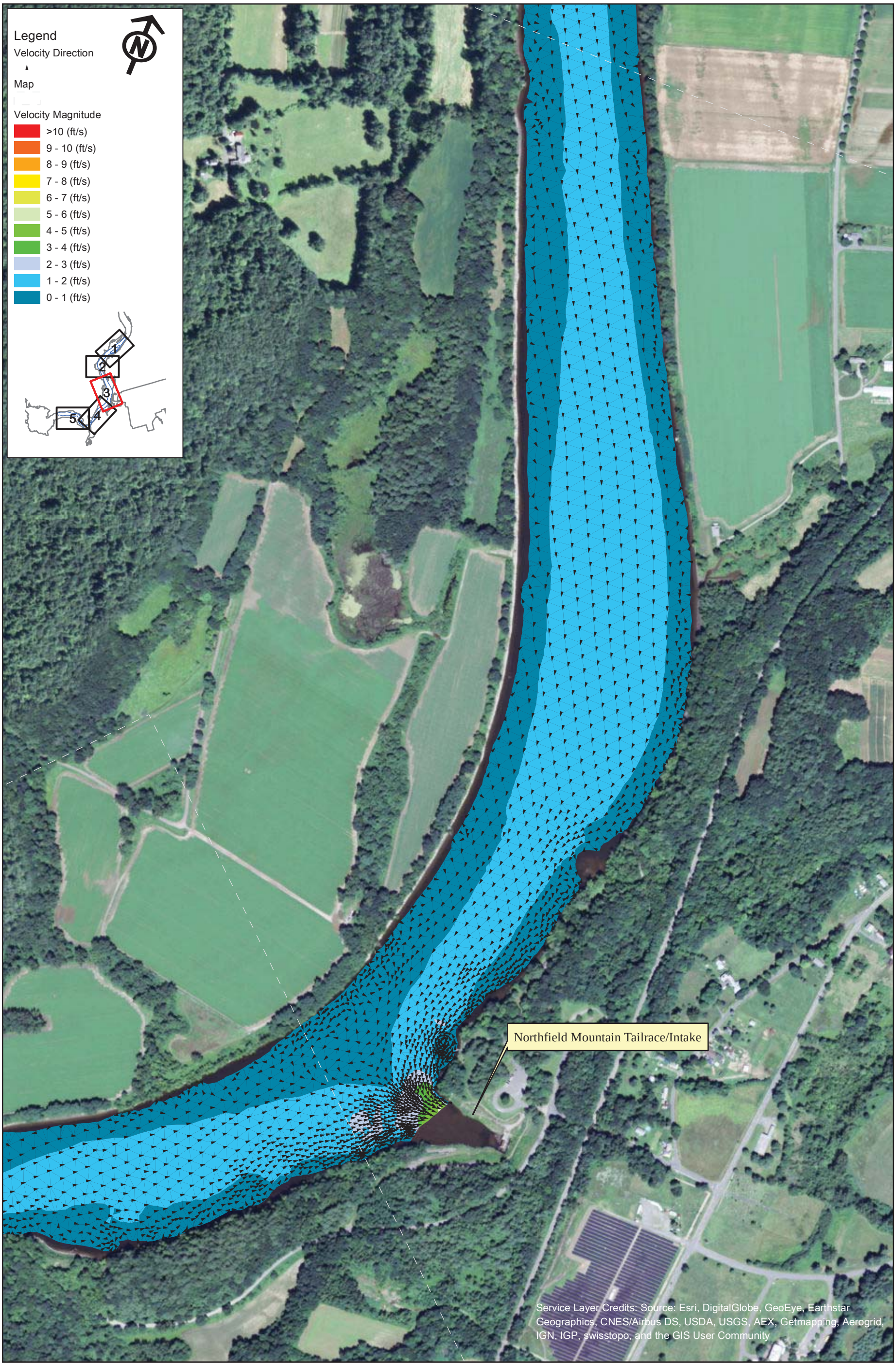

FirstLight
GDF SUEZ

Northfield Mountain Pumped Storage Project (No. 2485)
and Turners Falls Hydroelectric Project (No. 1889)

STUDY REPORT
RELICENSING STUDY 3.3.9

0 250 500 1,000 Feet

Appendix B - Velocity in the Turner Falls Impoundment 5 km Upstream and 5 km Downstream of the Northfield Tailrace

Scenario 7 - Map 3
95% Exceedance Flow (1,760 cfs), 4 Units Pumping (15,200 cfs), 176 WSEL at Dam

Copyright © 2015 FirstLight Power Resources All rights reserved.

Path: W:\gis\studies\3_3_09\maps\appendix_b\velocity_vectors.mxd

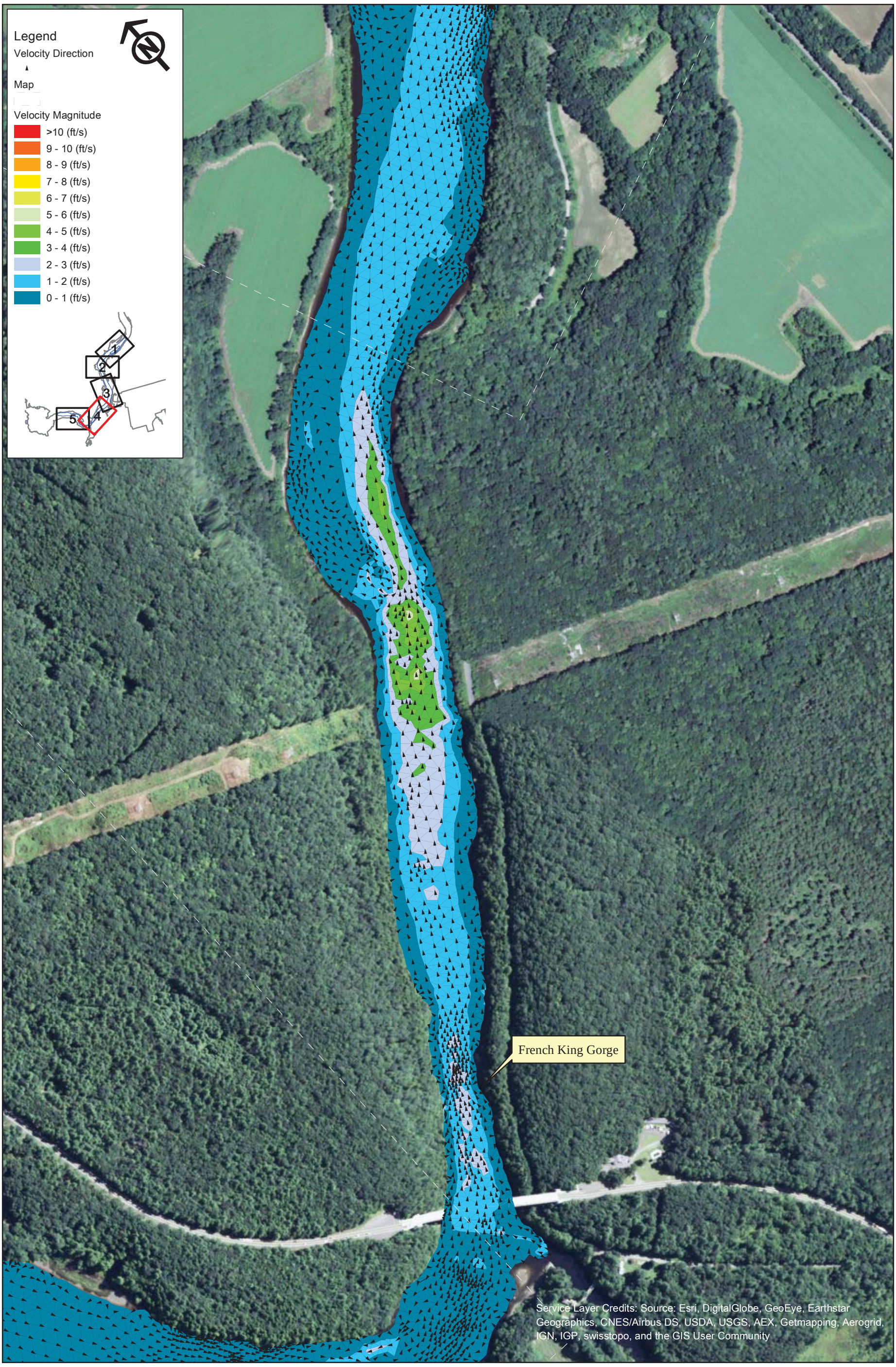

FirstLight
GDF SUEZ

Copyright © 2015 FirstLight Power Resources All rights reserved.

Northfield Mountain Pumped Storage Project (No. 2485)
and Turners Falls Hydroelectric Project (No. 1889)

STUDY REPORT
RELICENSING STUDY 3.3.9

0 250 500 1,000 Feet

Appendix B - Velocity in the Turner Falls Impoundment 5 km Upstream and 5 km Downstream of the Northfield Tailrace

Scenario 7 - Map 4
95% Exceedance Flow (1,760 cfs), 4 Units Pumping (15,200 cfs), 176 WSEL at Dam

Path: W:\gis\studies\3_3_09\maps\appendix_b\velocity_vectors.mxd

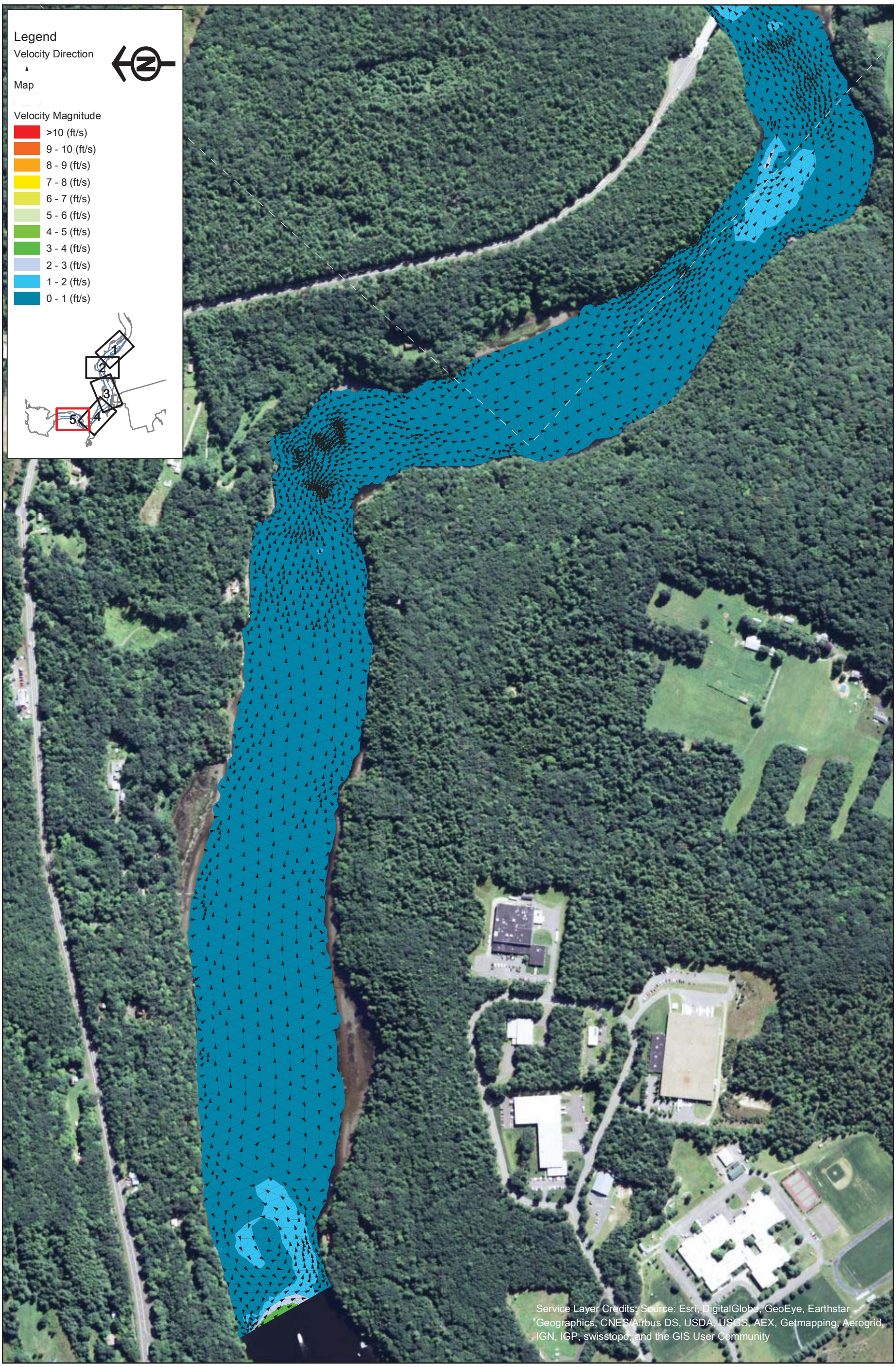

FirstLight GDF SUEZ

Northfield Mountain Pumped Storage Project (No. 2485)
and Turners Falls Hydroelectric Project (No. 1889)

STUDY REPORT
RELICENSING STUDY 3.3.9

0 250 500 1,000 Feet

Appendix B - Velocity in the Turner Falls Impoundment 5 km Upstream and 5 km Downstream of the Northfield Tailrace

Scenario 7 - Map 5
95% Exceedance Flow (1,760 cfs), 4 Units Pumping (15,200 cfs), 176 WSEL at Dam

Copyright © 2015 FirstLight Power Resources All rights reserved.

Path: W:\gis\studies\3_3_09\maps\appendix_b\velocity_vectors.mxd

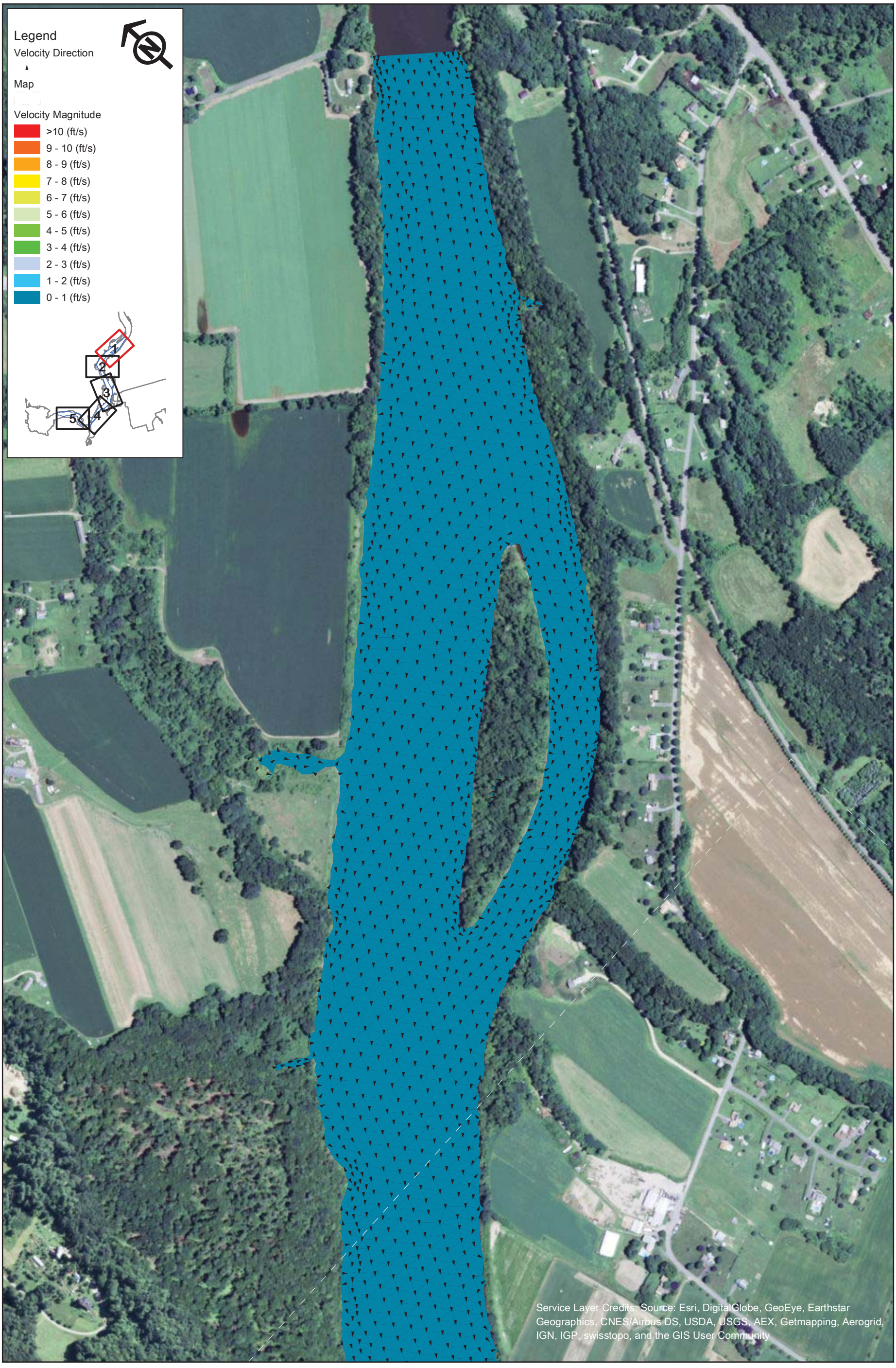

FirstLight
GDF SUEZ

Northfield Mountain Pumped Storage Project (No. 2485)
and Turners Falls Hydroelectric Project (No. 1889)

STUDY REPORT
RELICENSING STUDY 3.3.9

0 250 500 1,000 Feet

Appendix B - Velocity in the Turner Falls Impoundment 5 km Upstream and 5 km Downstream of the Northfield Tailrace

Scenario 8 - Map 1
95% Exceedance Flow (1,760 cfs), 4 Units Pumping (15,200 cfs), 185 WSEL at Dam

Copyright © 2015 FirstLight Power Resources All rights reserved.

Path: W:\gis\studies\3_3_09\maps\appendix_b\velocity_vectors.mxd

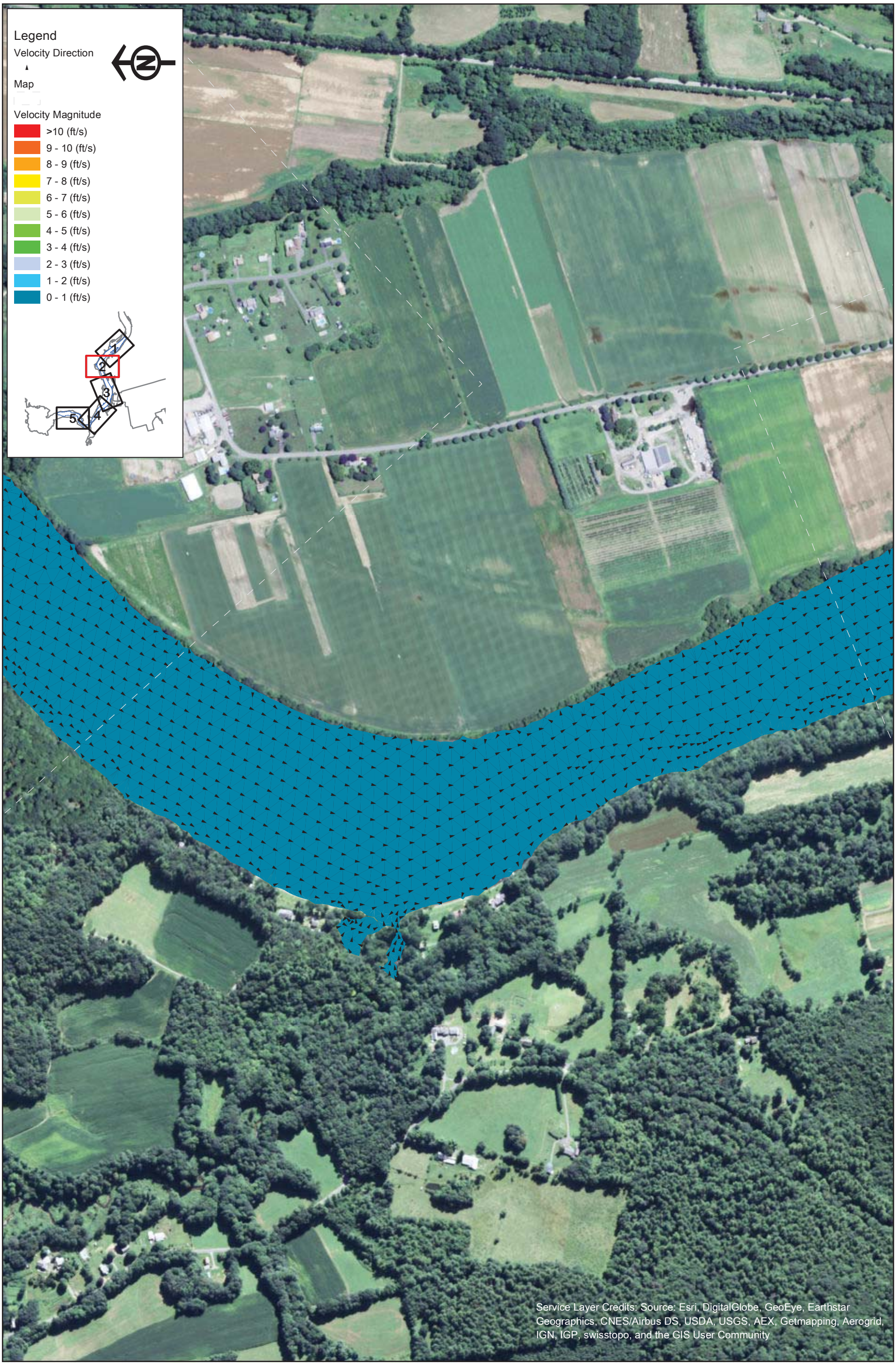

FirstLight
GDF SUEZ

Copyright © 2015 FirstLight Power Resources All rights reserved.

Northfield Mountain Pumped Storage Project (No. 2485)
and Turners Falls Hydroelectric Project (No. 1889)

STUDY REPORT
RELICENSING STUDY 3.3.9

0 250 500 1,000 Feet

Appendix B - Velocity in the Turner Falls Impoundment 5 km Upstream and 5 km Downstream of the Northfield Tailrace

Scenario 8 - Map 2
95% Exceedance Flow (1,760 cfs), 4 Units Pumping (15,200 cfs), 185 WSEL at Dam

Path: W:\gis\studies\3_3_09\maps\appendix_b\velocity_vectors.mxd

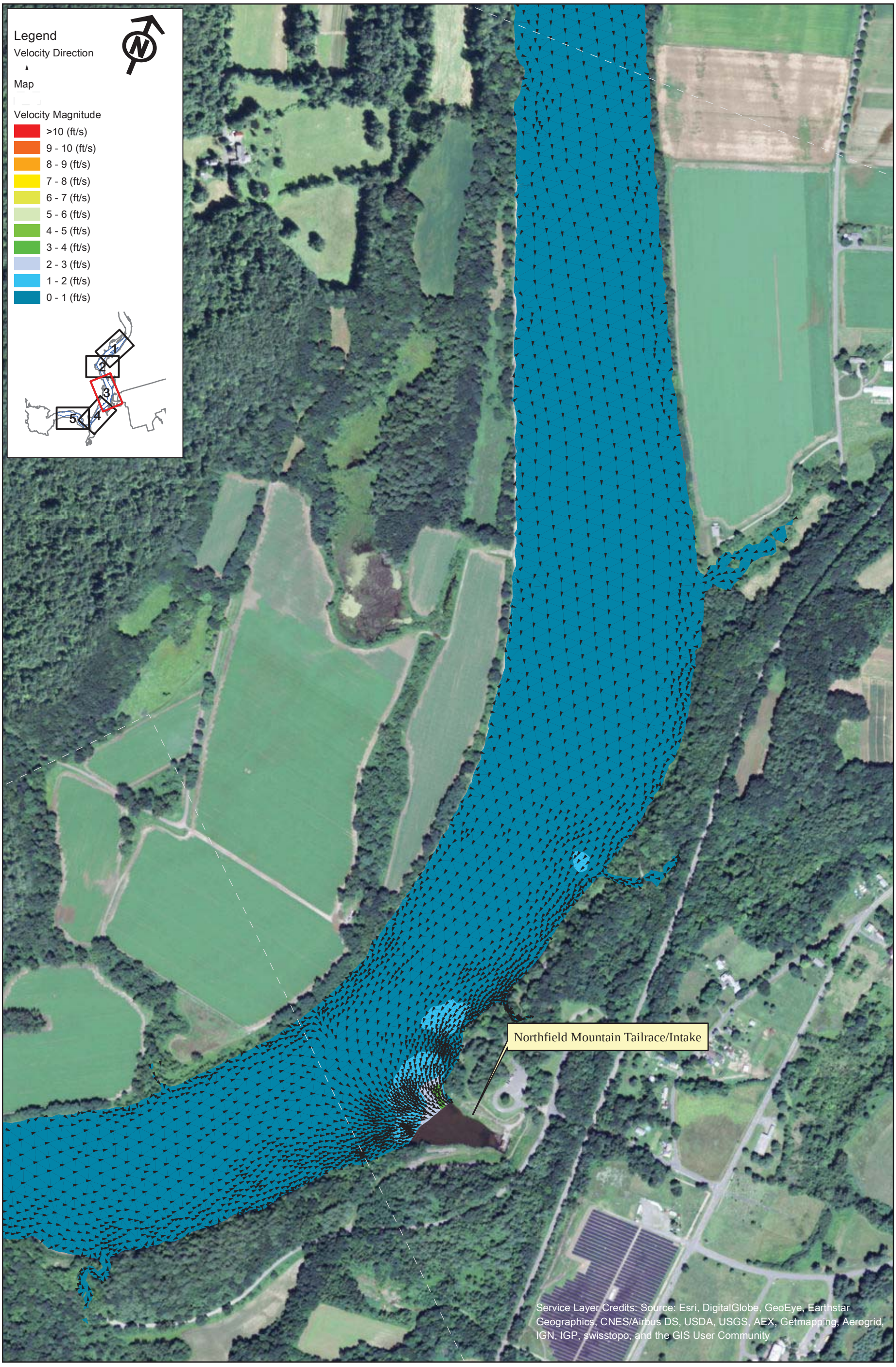

FirstLight
GDF SUEZ

Copyright © 2015 FirstLight Power Resources All rights reserved.

Northfield Mountain Pumped Storage Project (No. 2485)
and Turners Falls Hydroelectric Project (No. 1889)

STUDY REPORT
RELICENSING STUDY 3.3.9

0 250 500 1,000 Feet

Appendix B - Velocity in the Turner Falls Impoundment 5 km Upstream and 5 km Downstream of the Northfield Tailrace

Scenario 8 - Map 3
95% Exceedance Flow (1,760 cfs), 4 Units Pumping (15,200 cfs), 185 WSEL at Dam

Path: W:\gis\studies\3_3_09\maps\appendix_b\velocity_vectors.mxd

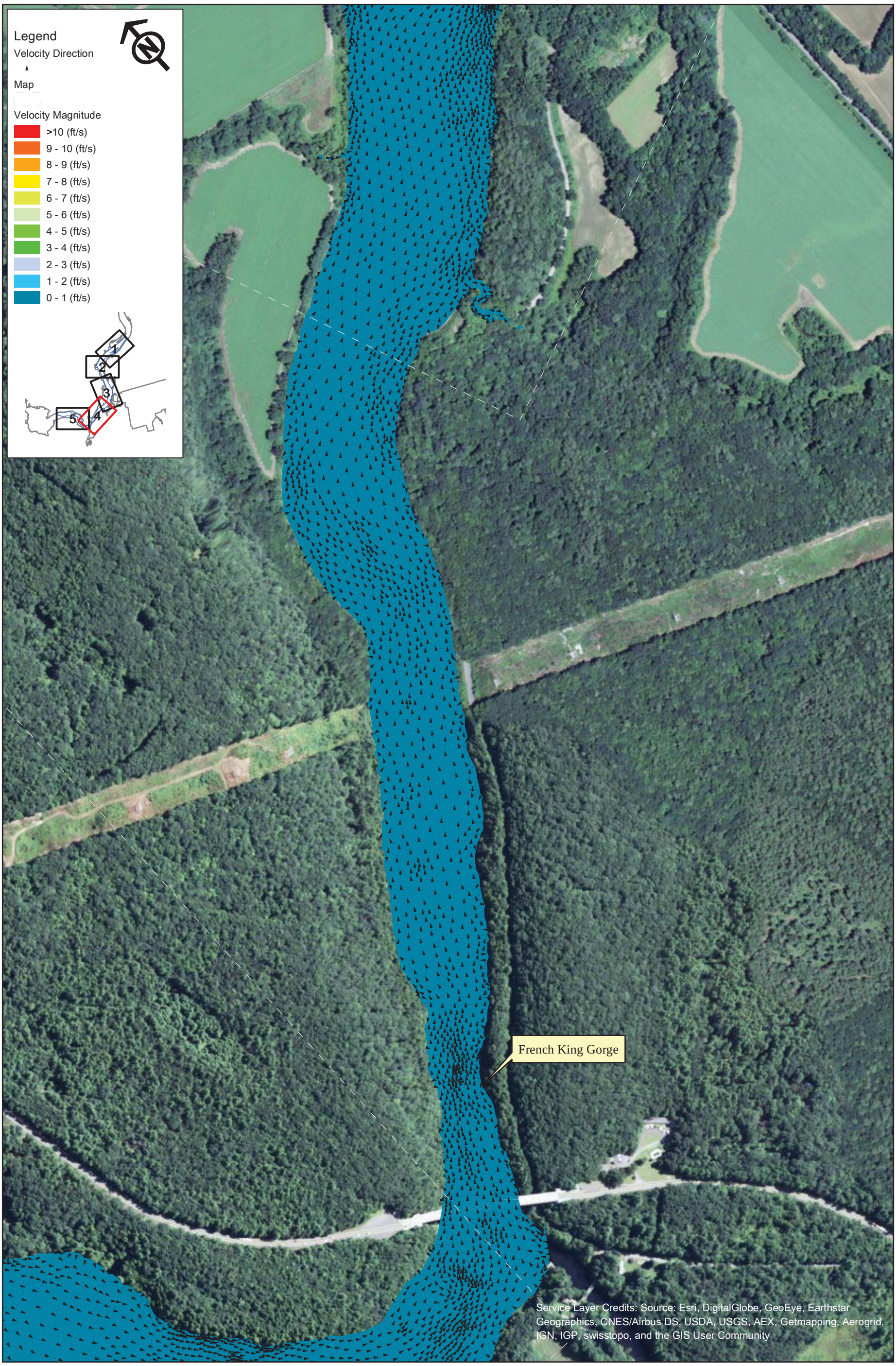

FirstLight GDF SUEZ

Northfield Mountain Pumped Storage Project (No. 2485)
and Turners Falls Hydroelectric Project (No. 1889)

STUDY REPORT
RELICENSING STUDY 3.3.9

0 250 500 1,000 Feet

Appendix B - Velocity in the Turner Falls Impoundment 5 km Upstream and 5 km Downstream of the Northfield Tailrace

Scenario 8 - Map 4
95% Exceedance Flow (1,760 cfs), 4 Units Pumping (15,200 cfs), 185 WSEL at Dam

Copyright © 2015 FirstLight Power Resources All rights reserved.

Path: W:\gis\studies\3_3_09\maps\appendix_b\velocity_vectors.mxd

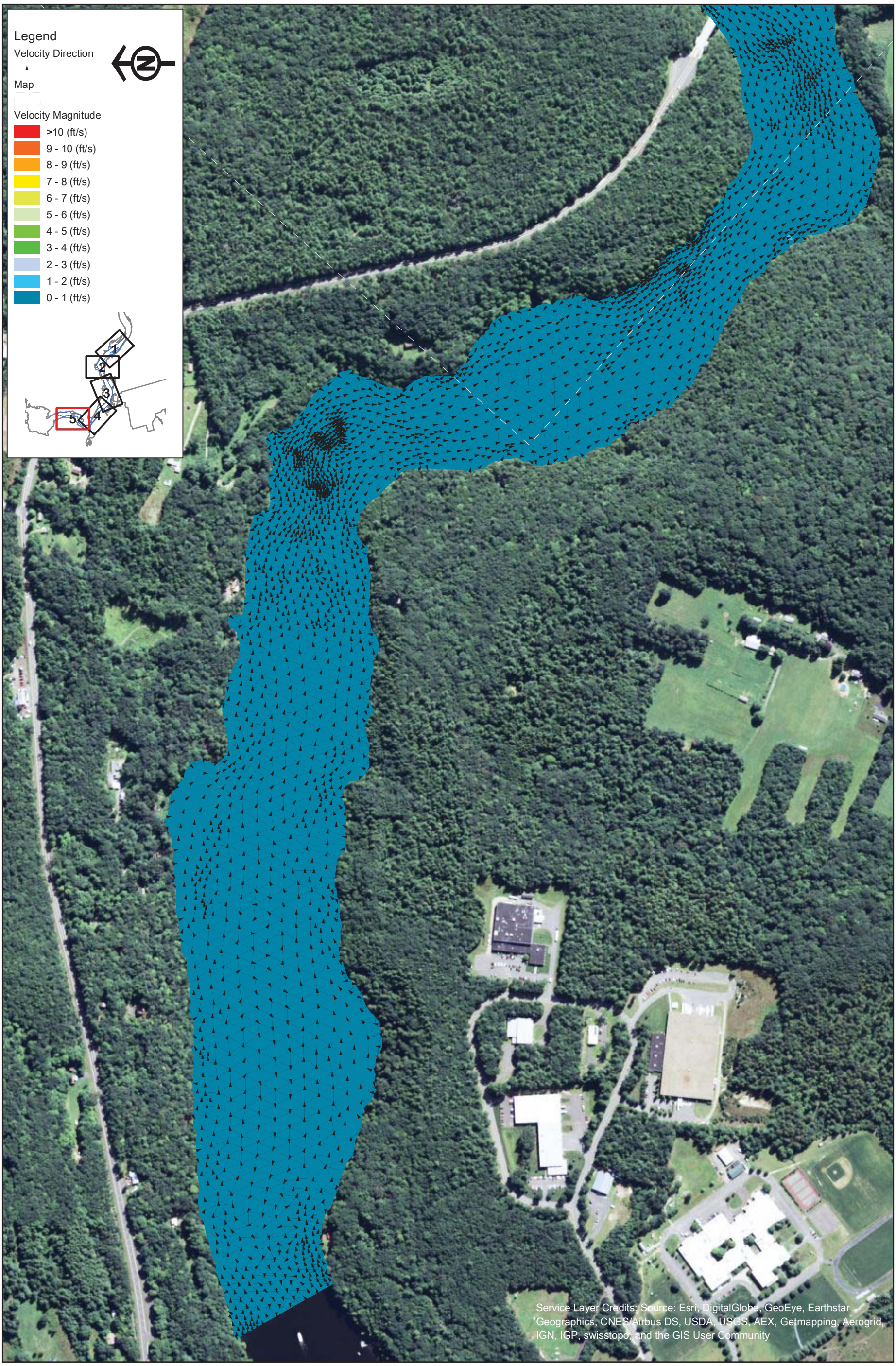

FirstLight
GDF SUEZ

Northfield Mountain Pumped Storage Project (No. 2485)
and Turners Falls Hydroelectric Project (No. 1889)

STUDY REPORT
RELICENSING STUDY 3.3.9

0 250 500 1,000 Feet

Appendix B - Velocity in the Turner Falls Impoundment 5 km Upstream and 5 km Downstream of the Northfield Tailrace

Scenario 8 - Map 5
95% Exceedance Flow (1,760 cfs), 4 Units Pumping (15,200 cfs), 185 WSEL at Dam

Copyright © 2015 FirstLight Power Resources All rights reserved.

Path: W:\gis\studies\3_3_09\maps\appendix_b\velocity_vectors.mxd

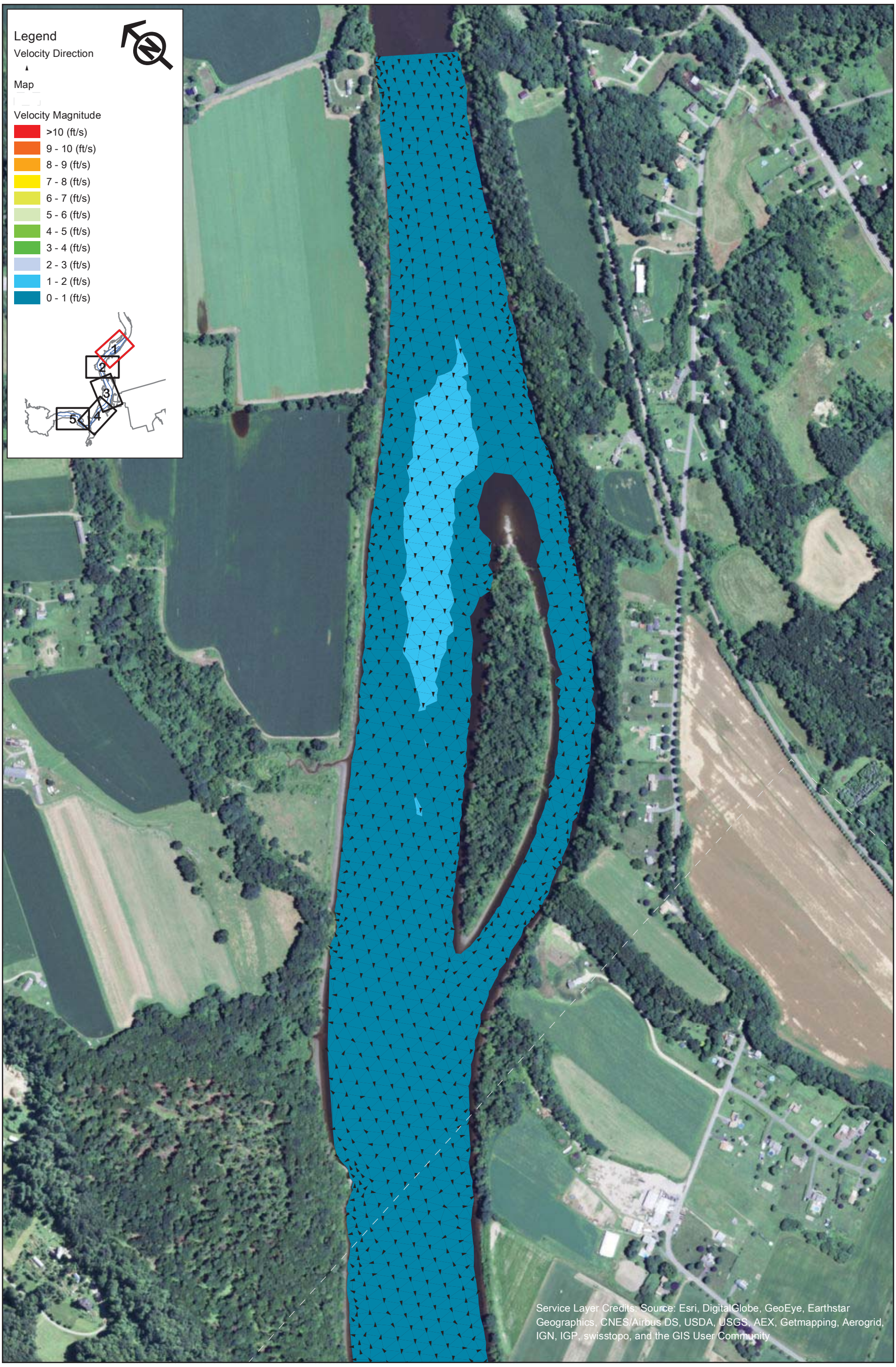

FirstLight
GDF SUEZ

Northfield Mountain Pumped Storage Project (No. 2485)
and Turners Falls Hydroelectric Project (No. 1889)

STUDY REPORT
RELICENSING STUDY 3.3.9

0 250 500 1,000 Feet

Appendix B - Velocity in the Turner Falls Impoundment 5 km Upstream and 5 km Downstream of the Northfield Tailrace

Scenario 9 - Map 1
75% Exceedance Flow (4,900 cfs), 2 Units Generating (10,000 cfs), 176 WSEL at Dam

Copyright © 2015 FirstLight Power Resources All rights reserved.

Path: W:\gis\studies\3_3_09\maps\appendix_b\velocity_vectors.mxd

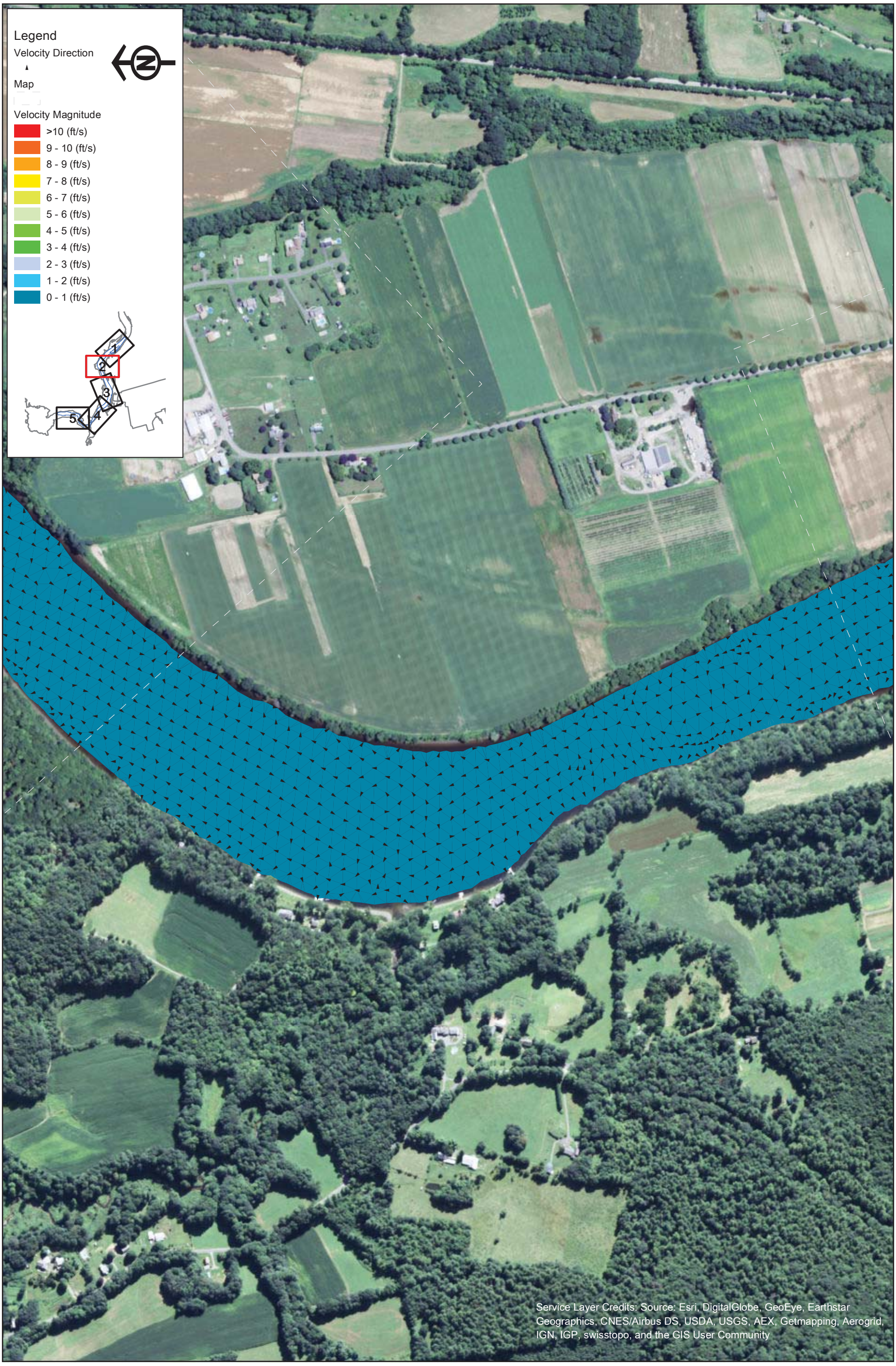

FirstLight
GDF SUEZ

Northfield Mountain Pumped Storage Project (No. 2485)
and Turners Falls Hydroelectric Project (No. 1889)

STUDY REPORT
RELICENSING STUDY 3.3.9

0 250 500 1,000 Feet

Appendix B - Velocity in the Turner Falls Impoundment 5 km Upstream and 5 km Downstream of the Northfield Tailrace

Scenario 9 - Map 2
75% Exceedance Flow (4,900 cfs), 2 Units Generating (10,000 cfs), 176 WSEL at Dam

Copyright © 2015 FirstLight Power Resources All rights reserved.

Path: W:\gis\studies\3_3_09\maps\appendix_b\velocity_vectors.mxd

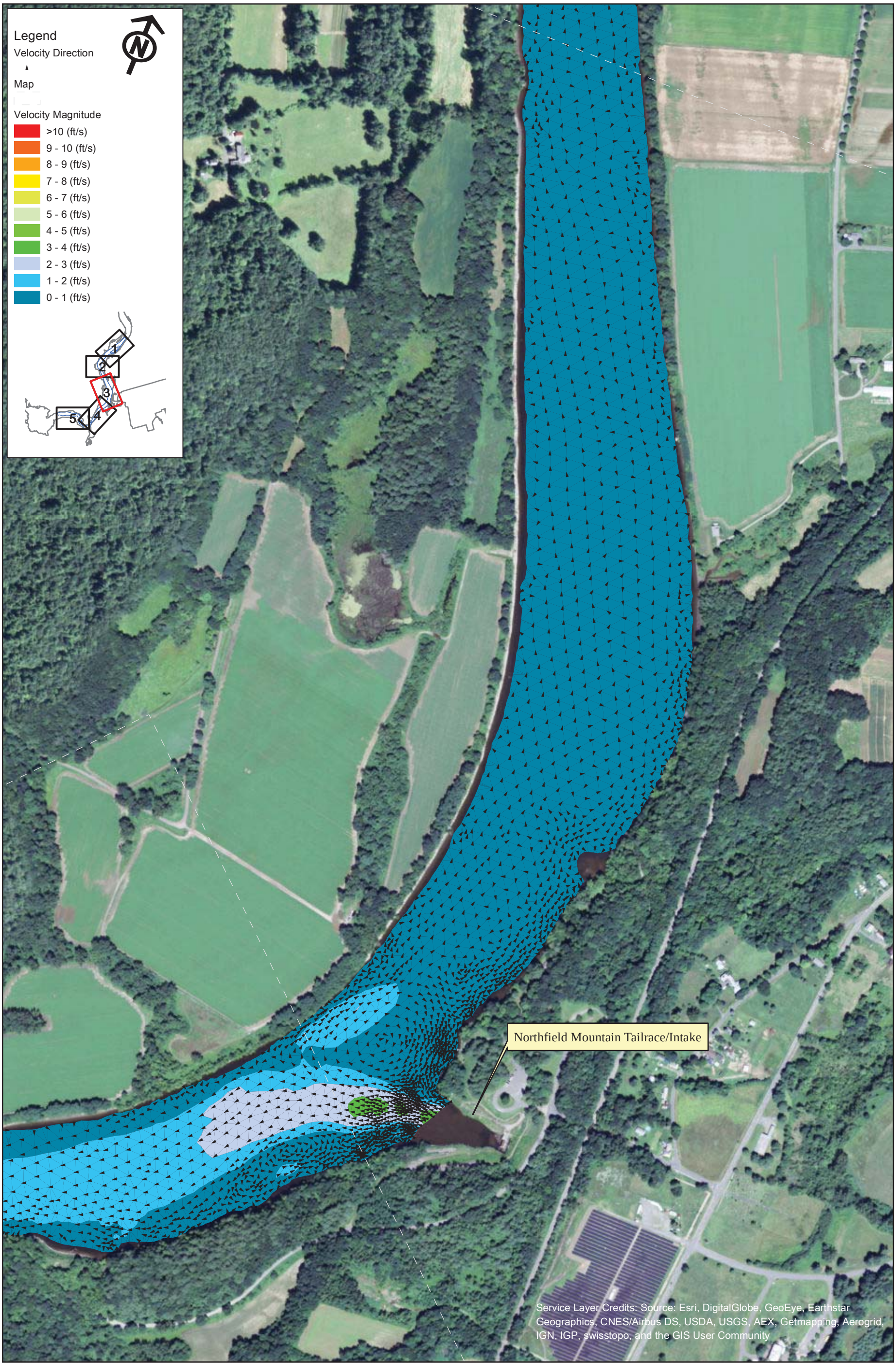

FirstLight
GDF SUEZ

Copyright © 2015 FirstLight Power Resources All rights reserved.

Northfield Mountain Pumped Storage Project (No. 2485)
and Turners Falls Hydroelectric Project (No. 1889)

STUDY REPORT
RELICENSING STUDY 3.3.9

0 250 500 1,000 Feet

Appendix B - Velocity in the Turner Falls Impoundment 5 km Upstream and 5 km Downstream of the Northfield Tailrace

Scenario 9 - Map 3
75% Exceedance Flow (4,900 cfs), 2 Units Generating (10,000 cfs), 176 WSEL at Dam

Path: W:\gis\studies\3_3_09\maps\appendix_b\velocity_vectors.mxd

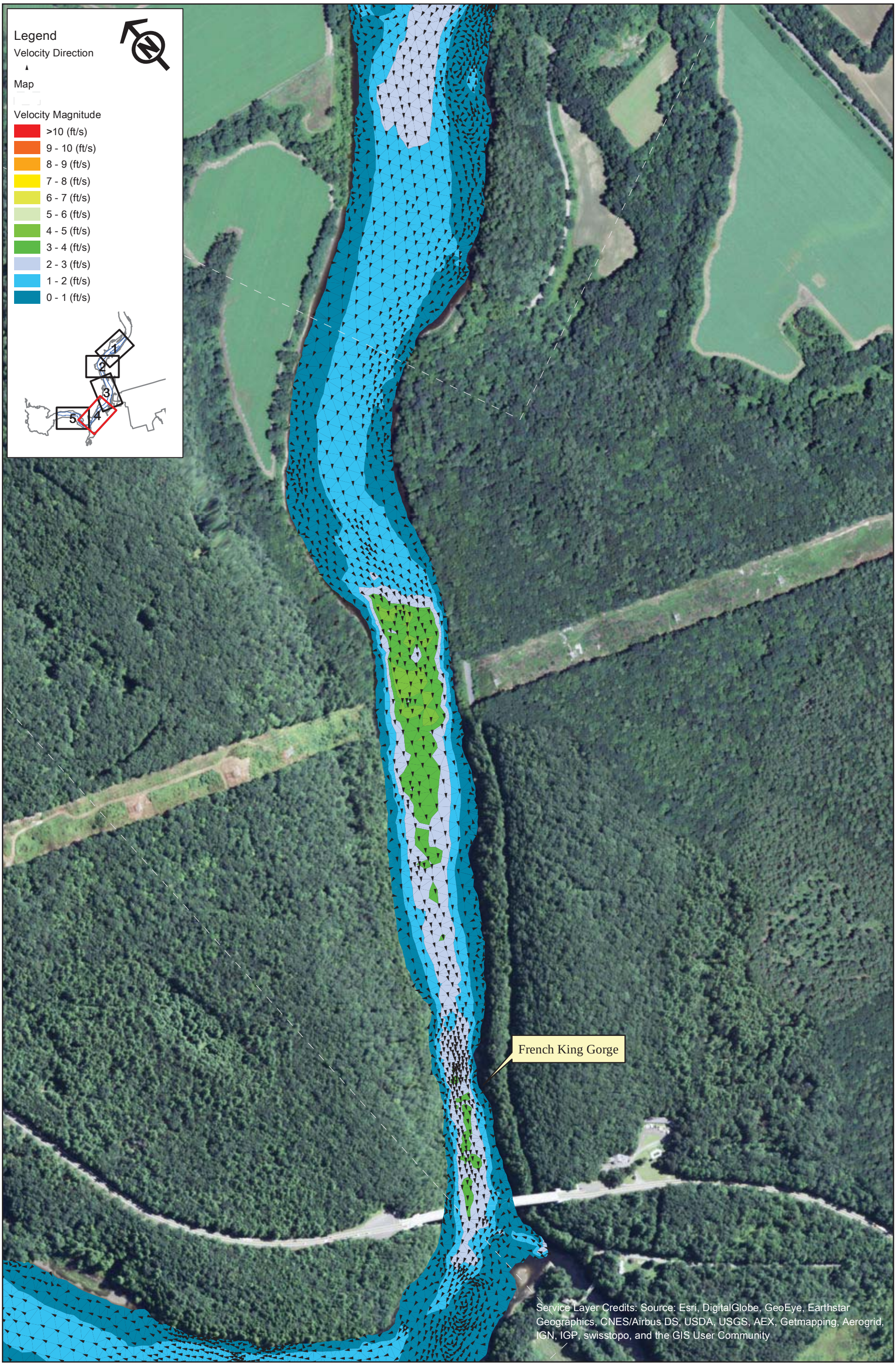

FirstLight GDF SUEZ

Northfield Mountain Pumped Storage Project (No. 2485)
and Turners Falls Hydroelectric Project (No. 1889)

STUDY REPORT
RELICENSING STUDY 3.3.9

0 250 500 1,000 Feet

Appendix B - Velocity in the Turner Falls Impoundment 5 km Upstream and 5 km Downstream of the Northfield Tailrace

Scenario 9 - Map 4
75% Exceedance Flow (4,900 cfs), 2 Units Generating (10,000 cfs), 176 WSEL at Dam

Copyright © 2015 FirstLight Power Resources All rights reserved.

Path: W:\gis\studies\3_3_09\maps\appendix_b\velocity_vectors.mxd

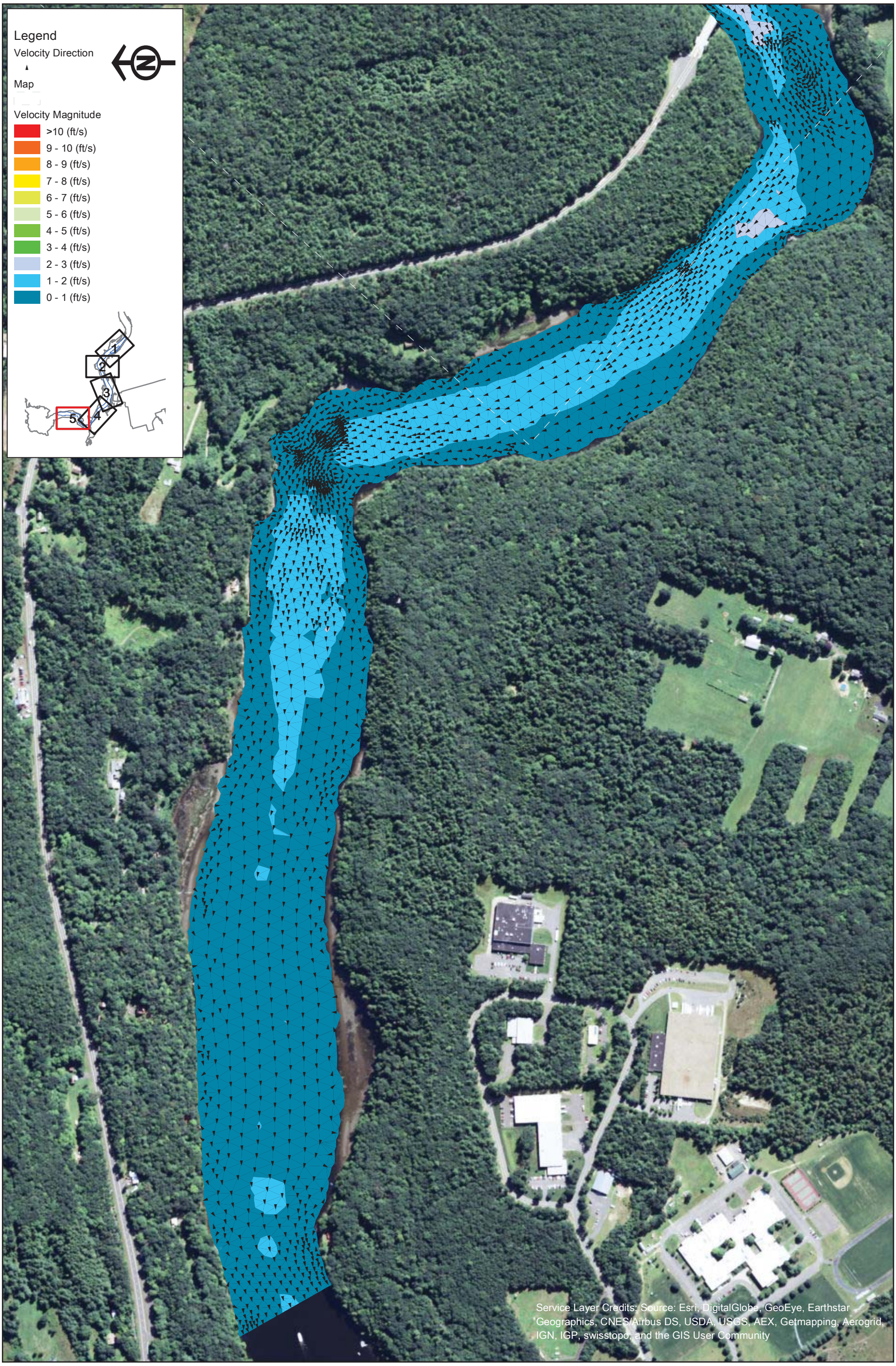

FirstLight GDF SUEZ

Northfield Mountain Pumped Storage Project (No. 2485)
and Turners Falls Hydroelectric Project (No. 1889)

STUDY REPORT
RELICENSING STUDY 3.3.9

0 250 500 1,000 Feet

Appendix B - Velocity in the Turner Falls Impoundment 5 km Upstream and 5 km Downstream of the Northfield Tailrace

Scenario 9 - Map 5
75% Exceedance Flow (4,900 cfs), 2 Units Generating (10,000 cfs), 176 WSEL at Dam

Copyright © 2015 FirstLight Power Resources All rights reserved.

Path: W:\gis\studies\3_3_09\maps\appendix_b\velocity_vectors.mxd

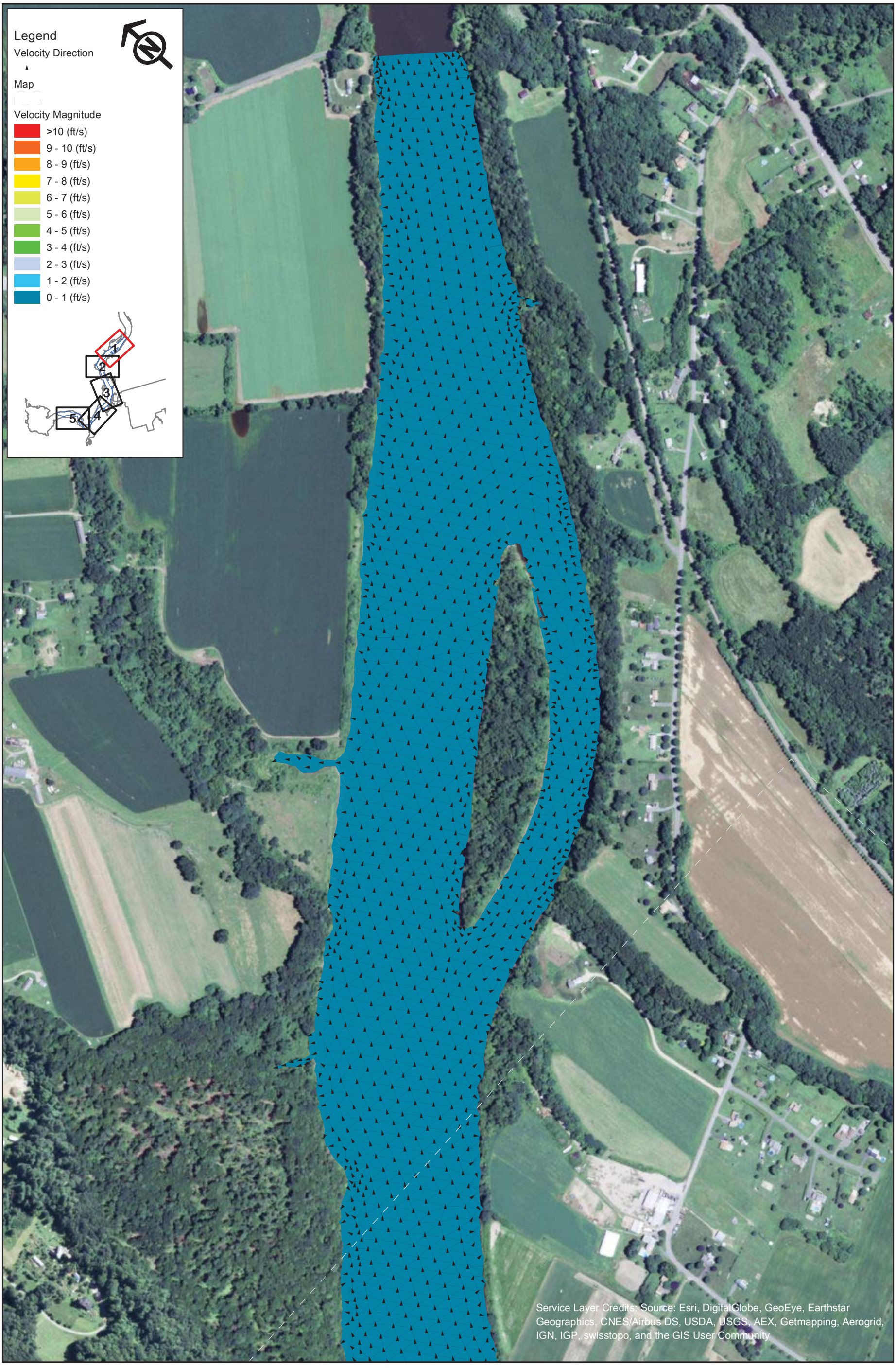

FirstLight
GDF SUEZ

Northfield Mountain Pumped Storage Project (No. 2485)
and Turners Falls Hydroelectric Project (No. 1889)

STUDY REPORT
RELICENSING STUDY 3.3.9

0 250 500 1,000 Feet

Appendix B - Velocity in the Turner Falls Impoundment 5 km Upstream and 5 km Downstream of the Northfield Tailrace

Scenario 10 - Map 1
75% Exceedance Flow (4,900 cfs), 2 Units Generating (10,000 cfs), 185 WSEL at Dam

Copyright © 2015 FirstLight Power Resources All rights reserved.

Path: W:\gis\studies\3_3_09\maps\appendix_b\velocity_vectors.mxd

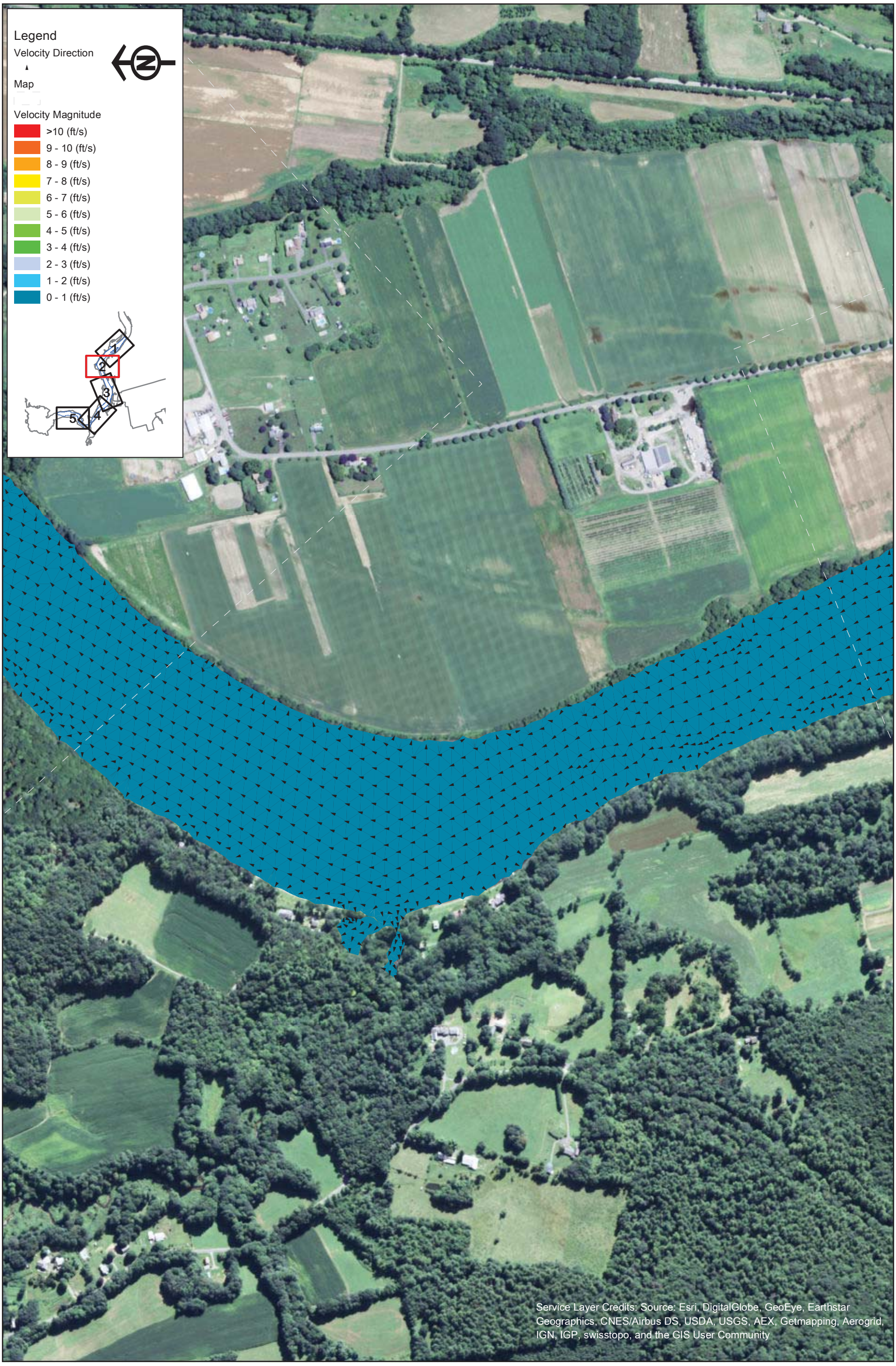

FirstLight GDF SUEZ

Northfield Mountain Pumped Storage Project (No. 2485)
and Turners Falls Hydroelectric Project (No. 1889)

STUDY REPORT
RELICENSING STUDY 3.3.9

0 250 500 1,000 Feet

Appendix B - Velocity in the Turner Falls Impoundment 5 km Upstream and 5 km Downstream of the Northfield Tailrace

Scenario 10 - Map 2
75% Exceedance Flow (4,900 cfs), 2 Units Generating (10,000 cfs), 185 WSEL at Dam

Copyright © 2015 FirstLight Power Resources All rights reserved.

Path: W:\gis\studies\3_3_09\maps\appendix_b\velocity_vectors.mxd

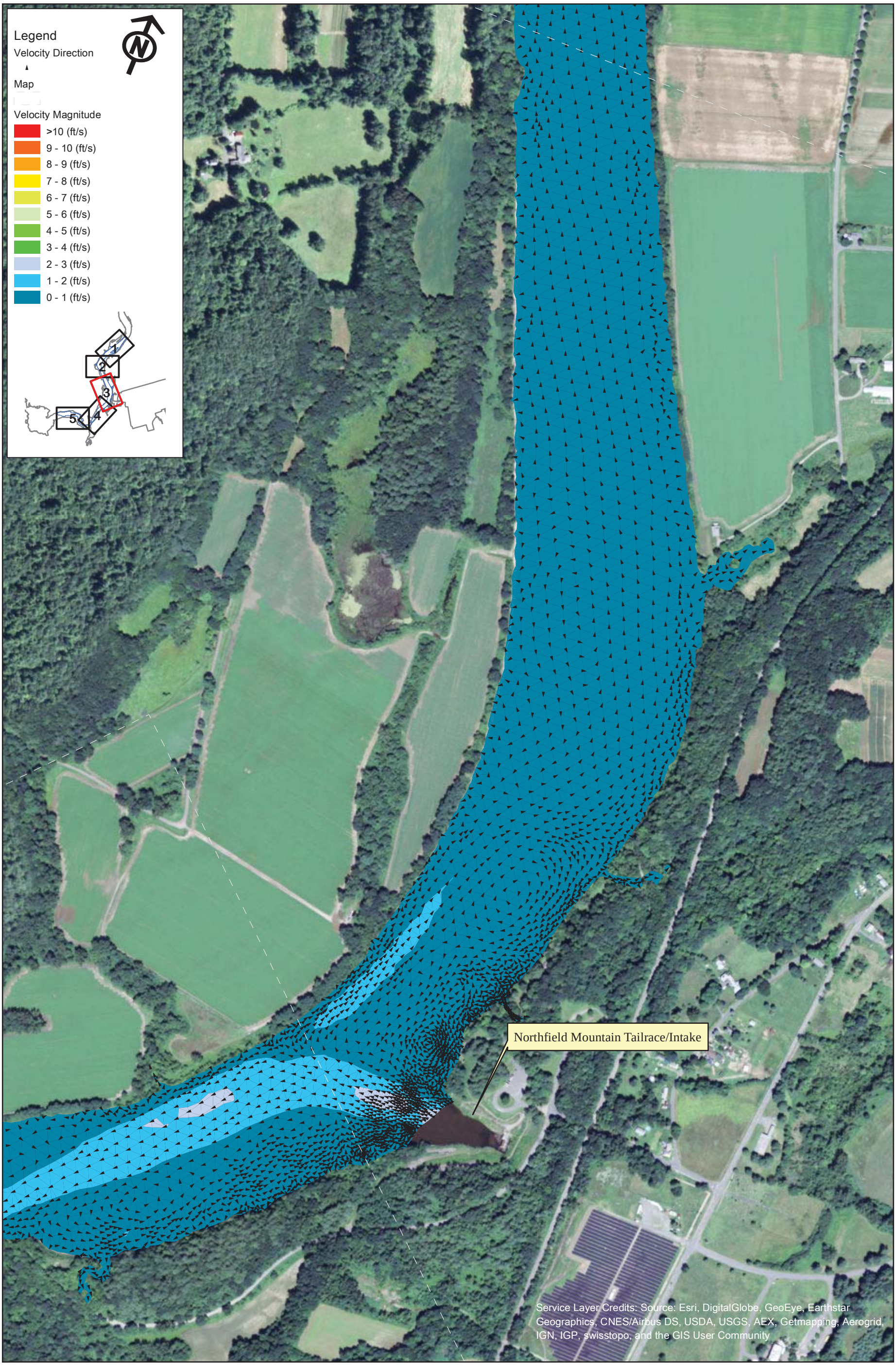

FirstLight
GDF SUEZ

Copyright © 2015 FirstLight Power Resources All rights reserved.

Northfield Mountain Pumped Storage Project (No. 2485)
and Turners Falls Hydroelectric Project (No. 1889)

STUDY REPORT
RELICENSING STUDY 3.3.9

0 250 500 1,000 Feet

Appendix B - Velocity in the Turner Falls Impoundment 5 km Upstream and 5 km Downstream of the Northfield Tailrace

Scenario 10 - Map 3
75% Exceedance Flow (4,900 cfs), 2 Units Generating (10,000 cfs), 185 WSEL at Dam

Path: W:\gis\studies\3_3_09\maps\appendix_b\velocity_vectors.mxd

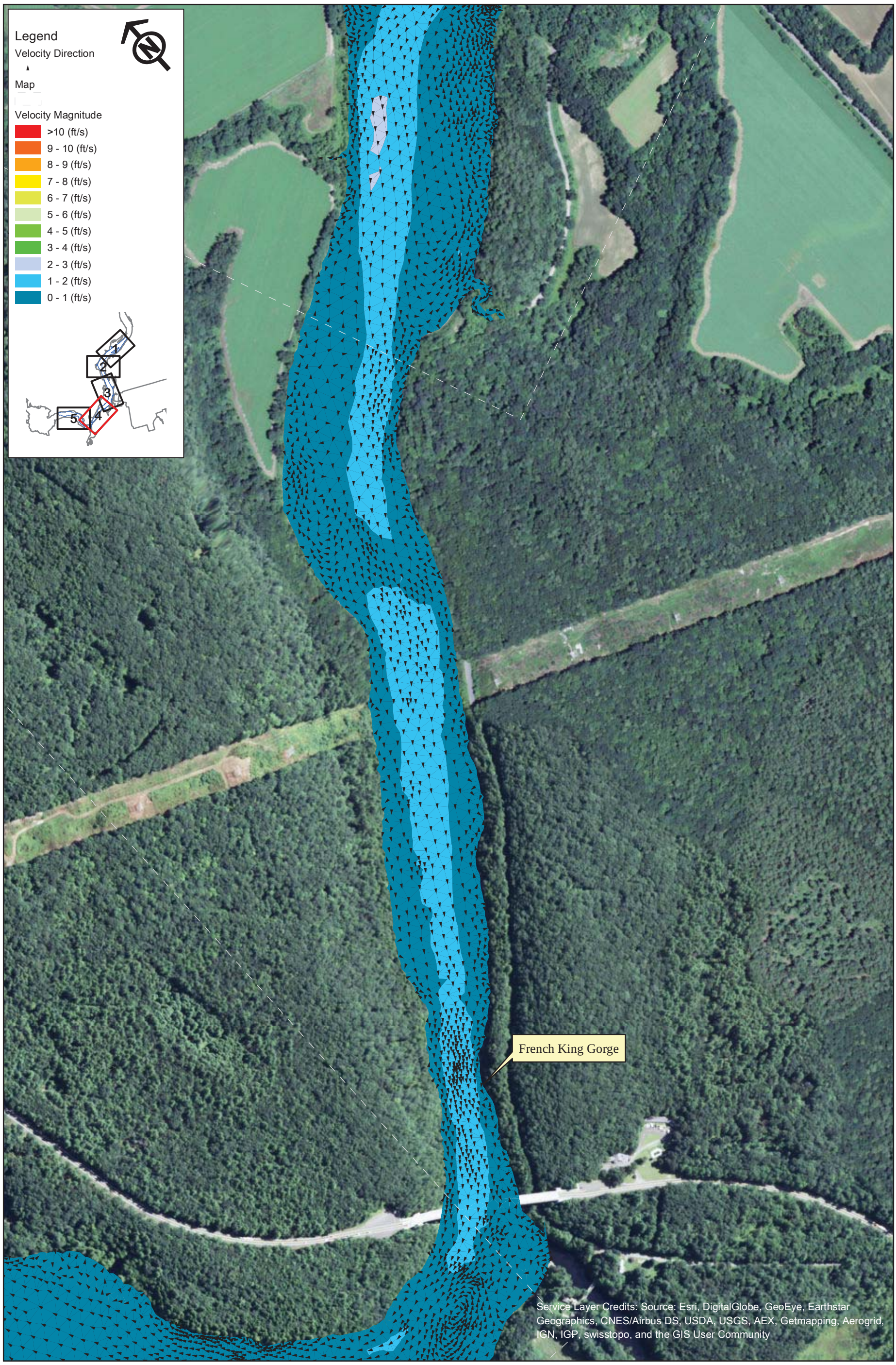

FirstLight
GDF SUEZ

Northfield Mountain Pumped Storage Project (No. 2485)
and Turners Falls Hydroelectric Project (No. 1889)

STUDY REPORT
RELICENSING STUDY 3.3.9

0 250 500 1,000 Feet

Appendix B - Velocity in the Turner Falls Impoundment 5 km Upstream and 5 km Downstream of the Northfield Tailrace

Scenario 10 - Map 4
75% Exceedance Flow (4,900 cfs), 2 Units Generating (10,000 cfs), 185 WSEL at Dam

Copyright © 2015 FirstLight Power Resources All rights reserved.

Path: W:\gis\studies\3_3_09\maps\appendix_b\velocity_vectors.mxd

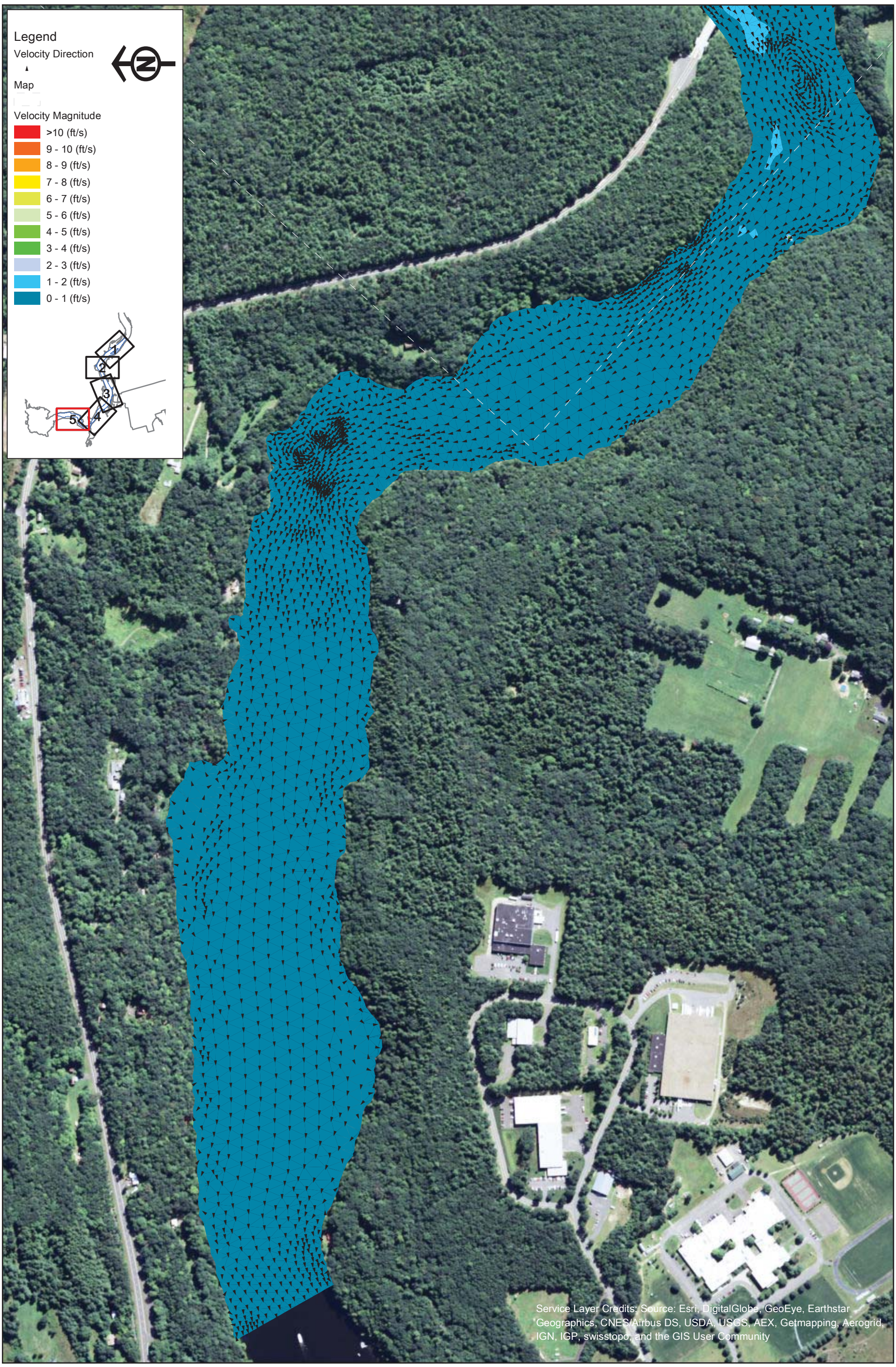

FirstLight GDF SUEZ

Northfield Mountain Pumped Storage Project (No. 2485)
and Turners Falls Hydroelectric Project (No. 1889)

STUDY REPORT
RELICENSING STUDY 3.3.9

0 250 500 1,000 Feet

Appendix B - Velocity in the Turner Falls Impoundment 5 km Upstream and 5 km Downstream of the Northfield Tailrace

Scenario 10 - Map 5
75% Exceedance Flow (4,900 cfs), 2 Units Generating (10,000 cfs), 185 WSEL at Dam

Copyright © 2015 FirstLight Power Resources All rights reserved.

Path: W:\gis\studies\3_3_09\maps\appendix_b\velocity_vectors.mxd

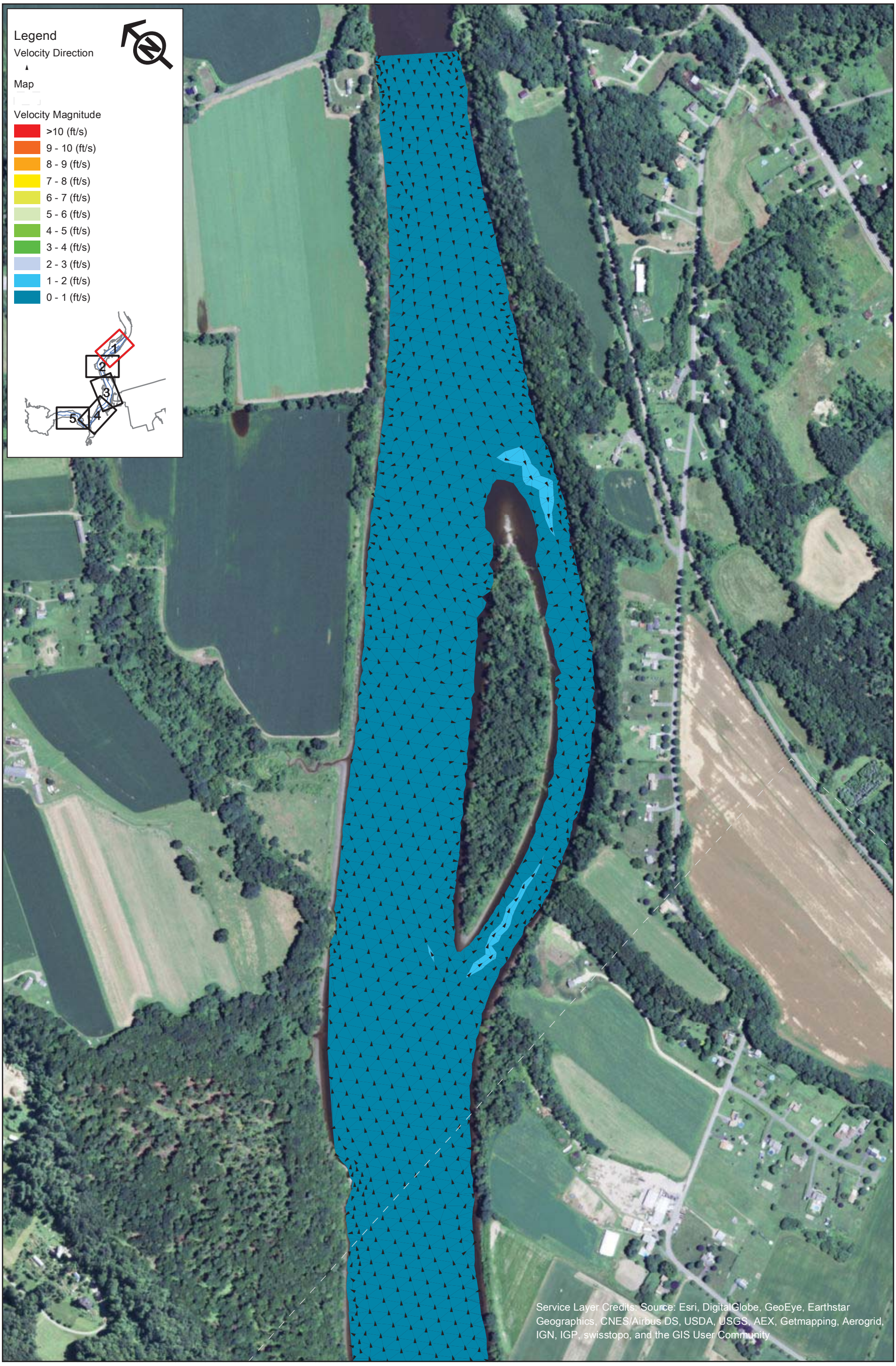

FirstLight GDF SUEZ

Northfield Mountain Pumped Storage Project (No. 2485)
and Turners Falls Hydroelectric Project (No. 1889)

STUDY REPORT
RELICENSING STUDY 3.3.9

0 250 500 1,000 Feet

Appendix B - Velocity in the Turner Falls Impoundment 5 km Upstream and 5 km Downstream of the Northfield Tailrace

Scenario 11 - Map 1
75% Exceedance Flow (4,900 cfs), 4 Units Generating (20,000 cfs), 176 WSEL at Dam

Copyright © 2015 FirstLight Power Resources All rights reserved.

Path: W:\gis\studies\3_3_09\maps\appendix_b\velocity_vectors.mxd

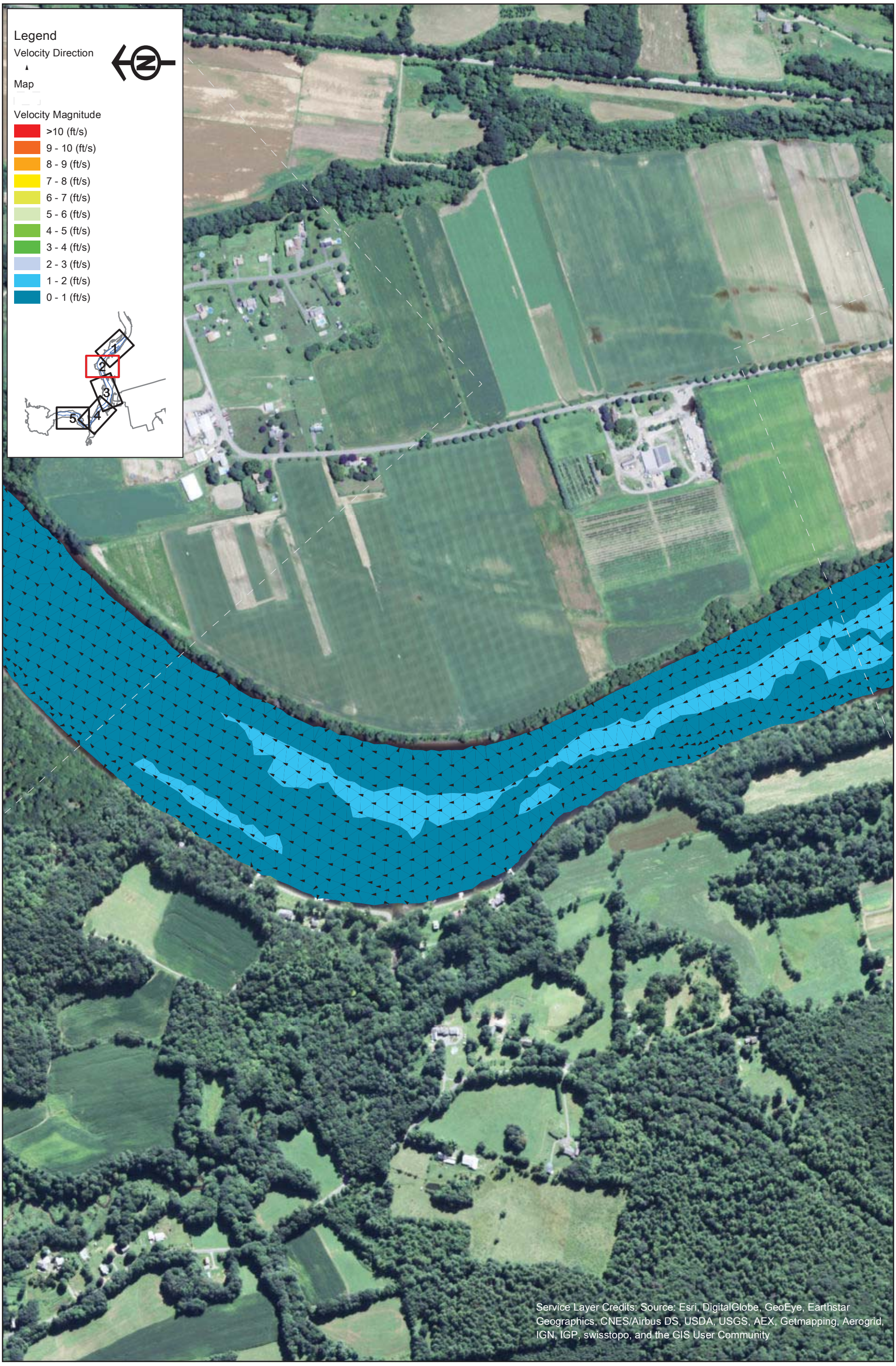

FirstLight GDF SUEZ

Northfield Mountain Pumped Storage Project (No. 2485)
and Turners Falls Hydroelectric Project (No. 1889)

STUDY REPORT
RELICENSING STUDY 3.3.9

0 250 500 1,000 Feet

Appendix B - Velocity in the Turner Falls Impoundment 5 km Upstream and 5 km Downstream of the Northfield Tailrace

Scenario 11 - Map 2
75% Exceedance Flow (4,900 cfs), 4 Units Generating (20,000 cfs), 176 WSEL at Dam

Copyright © 2015 FirstLight Power Resources All rights reserved.

Path: W:\gis\studies\3_3_09\maps\appendix_b\velocity_vectors.mxd

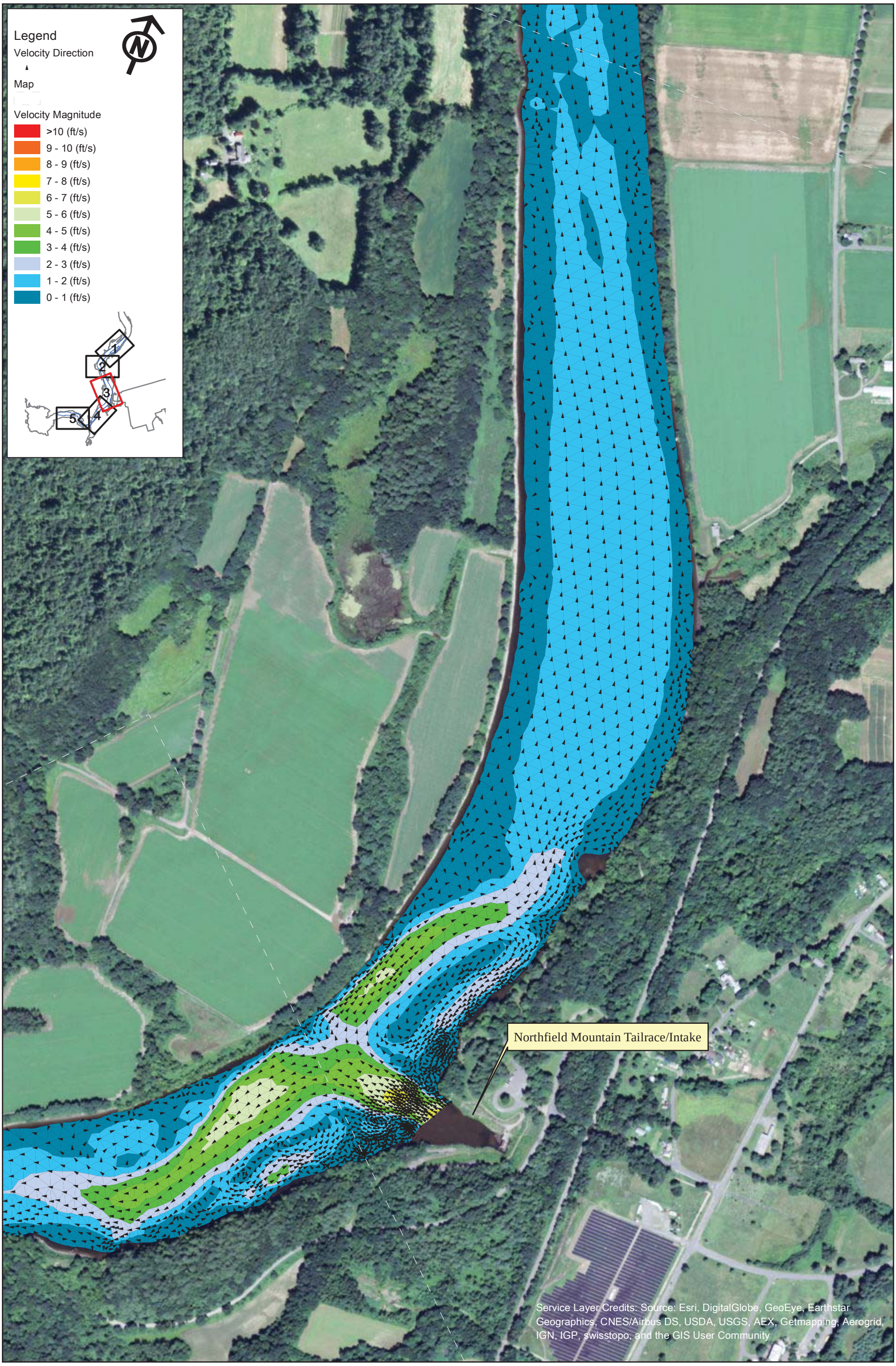

FirstLight
GDF SUEZ

Northfield Mountain Pumped Storage Project (No. 2485)
and Turners Falls Hydroelectric Project (No. 1889)

STUDY REPORT
RELICENSING STUDY 3.3.9

0 250 500 1,000 Feet

Appendix B - Velocity in the Turner Falls Impoundment 5 km Upstream and 5 km Downstream of the Northfield Tailrace

Scenario 11 - Map 3
75% Exceedance Flow (4,900 cfs), 4 Units Generating (20,000 cfs), 176 WSEL at Dam

Copyright © 2015 FirstLight Power Resources All rights reserved.

Path: W:\gis\studies\3_3_09\maps\appendix_b\velocity_vectors.mxd

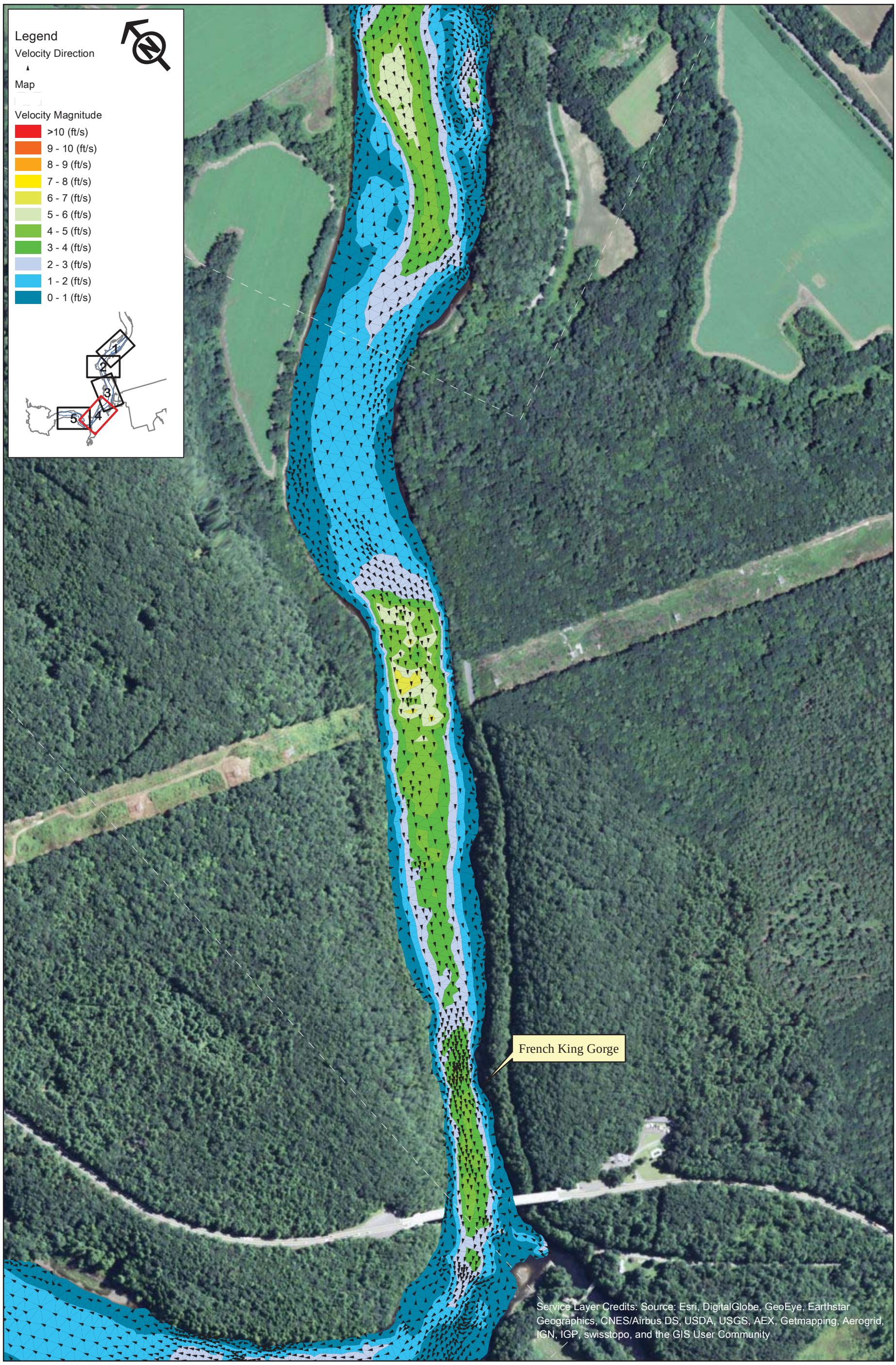

FirstLight
GDF SUEZ

Northfield Mountain Pumped Storage Project (No. 2485)
and Turners Falls Hydroelectric Project (No. 1889)

STUDY REPORT
RELICENSING STUDY 3.3.9

0 250 500 1,000 Feet

Appendix B - Velocity in the Turner Falls Impoundment 5 km Upstream and 5 km Downstream of the Northfield Tailrace

Scenario 11 - Map 4
75% Exceedance Flow (4,900 cfs), 4 Units Generating (20,000 cfs), 176 WSEL at Dam

Copyright © 2015 FirstLight Power Resources All rights reserved.

Path: W:\gis\studies\3_3_09\maps\appendix_b\velocity_vectors.mxd

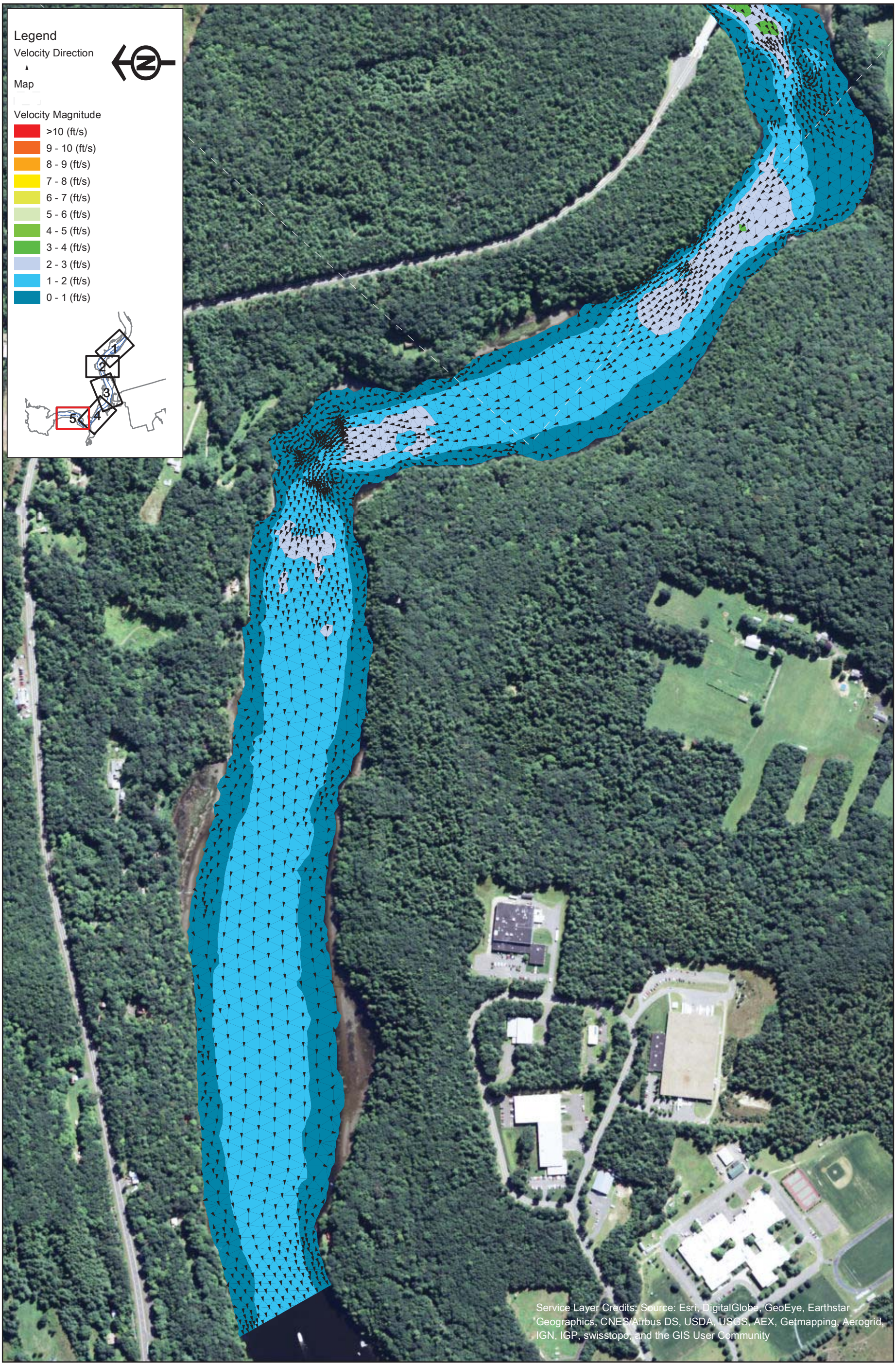

FirstLight GDF SUEZ

Northfield Mountain Pumped Storage Project (No. 2485)
and Turners Falls Hydroelectric Project (No. 1889)

STUDY REPORT
RELICENSING STUDY 3.3.9

0 250 500 1,000 Feet

Appendix B - Velocity in the Turner Falls Impoundment 5 km Upstream and 5 km Downstream of the Northfield Tailrace

Scenario 11 - Map 5
75% Exceedance Flow (4,900 cfs), 4 Units Generating (20,000 cfs), 176 WSEL at Dam

Copyright © 2015 FirstLight Power Resources All rights reserved.

Path: W:\gis\studies\3_3_09\maps\appendix_b\velocity_vectors.mxd

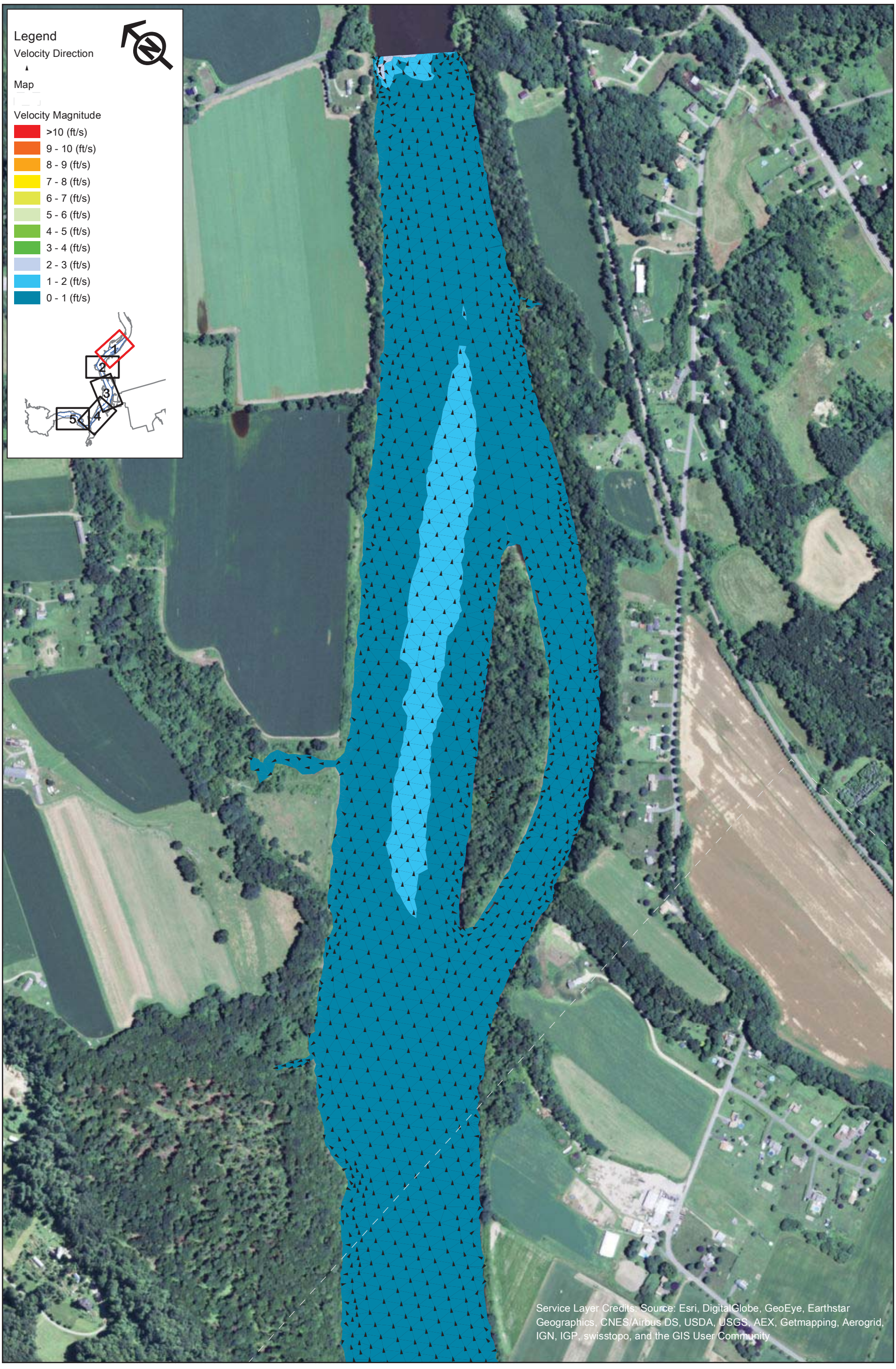

FirstLight
GDF SUEZ

Northfield Mountain Pumped Storage Project (No. 2485)
and Turners Falls Hydroelectric Project (No. 1889)

STUDY REPORT
RELICENSING STUDY 3.3.9

0 250 500 1,000 Feet

Appendix B - Velocity in the Turner Falls Impoundment 5 km Upstream and 5 km Downstream of the Northfield Tailrace

Scenario 12 - Map 1
75% Exceedance Flow (4,900 cfs), 4 Units Generating (20,000 cfs), 185 WSEL at Dam

Copyright © 2015 FirstLight Power Resources All rights reserved.

Path: W:\gis\studies\3_3_09\maps\appendix_b\velocity_vectors.mxd

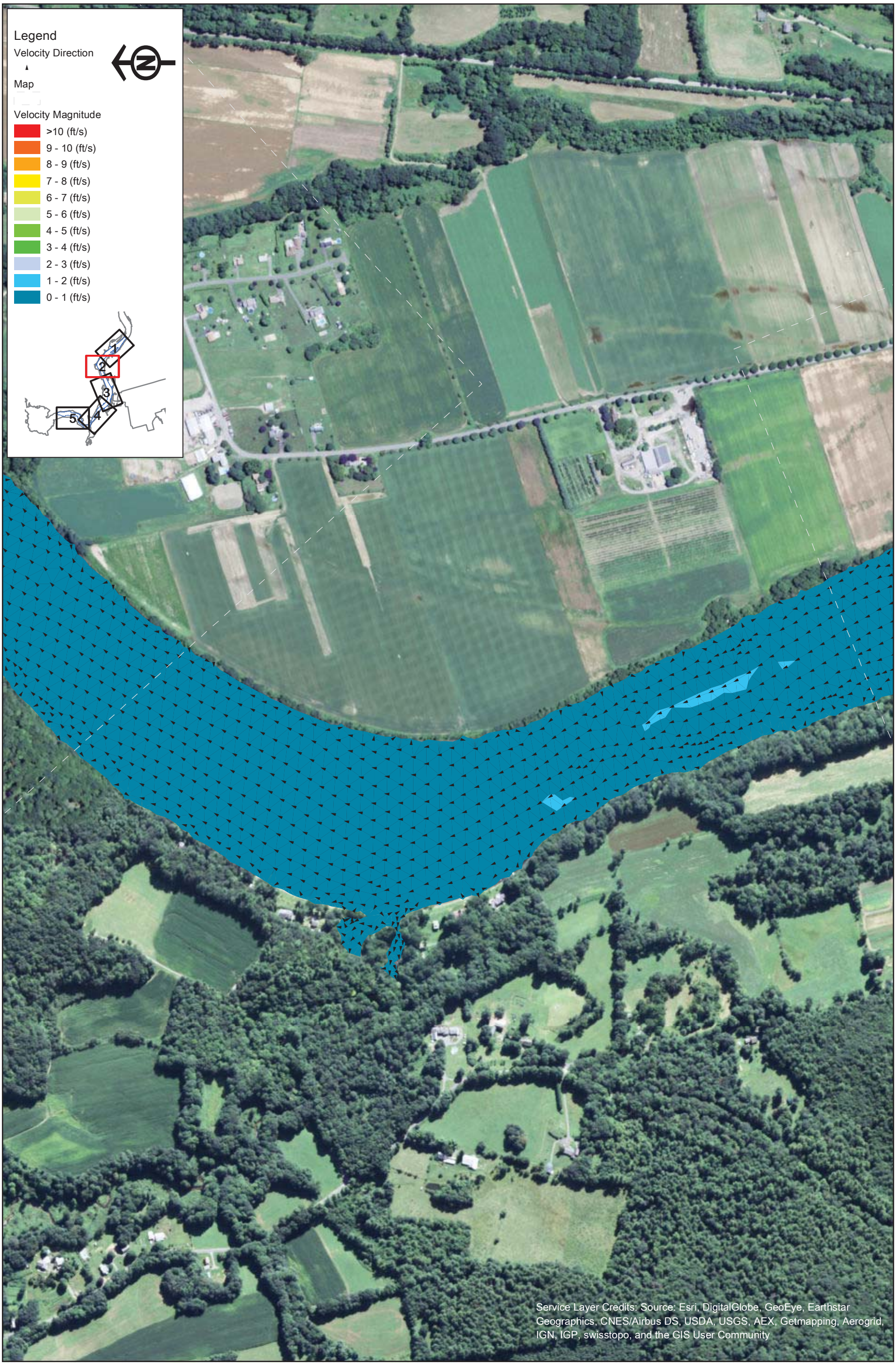

FirstLight
GDF SUEZ

Copyright © 2015 FirstLight Power Resources All rights reserved.

Northfield Mountain Pumped Storage Project (No. 2485)
and Turners Falls Hydroelectric Project (No. 1889)

STUDY REPORT
RELICENSING STUDY 3.3.9

0 250 500 1,000 Feet

Appendix B - Velocity in the Turner Falls Impoundment 5 km Upstream and 5 km Downstream of the Northfield Tailrace

Scenario 12 - Map 2
75% Exceedance Flow (4,900 cfs), 4 Units Generating (20,000 cfs), 185 WSEL at Dam

Path: W:\gis\studies\3_3_09\maps\appendix_b\velocity_vectors.mxd

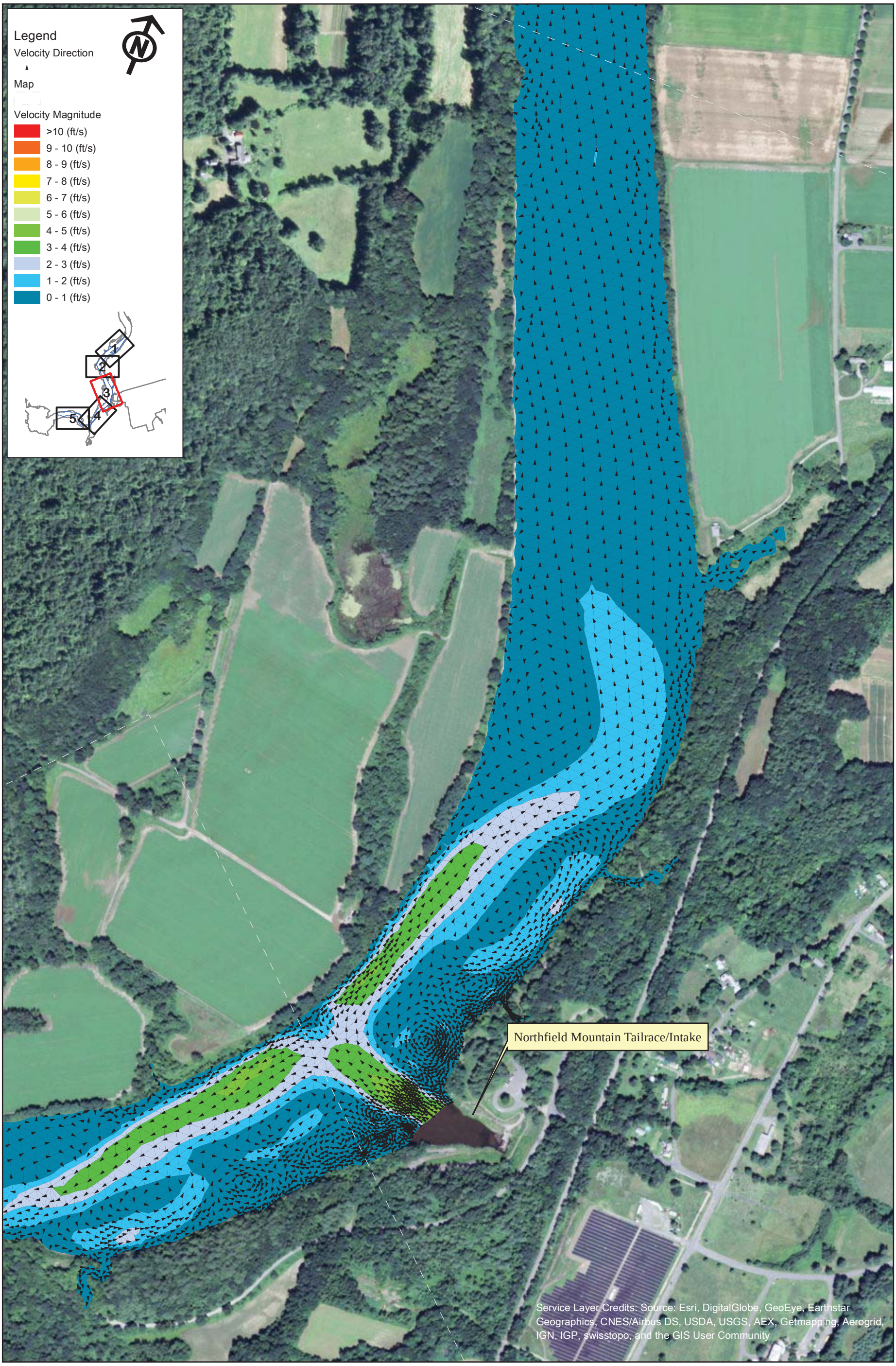

FirstLight
GDF SUEZ

Copyright © 2015 FirstLight Power Resources All rights reserved.

Northfield Mountain Pumped Storage Project (No. 2485)
and Turners Falls Hydroelectric Project (No. 1889)

STUDY REPORT
RELICENSING STUDY 3.3.9

0 250 500 1,000 Feet

Appendix B - Velocity in the Turner Falls Impoundment 5 km Upstream and 5 km Downstream of the Northfield Tailrace

Scenario 12 - Map 3
75% Exceedance Flow (4,900 cfs), 4 Units Generating (20,000 cfs), 185 WSEL at Dam

Path: W:\gis\studies\3_3_09\maps\appendix_b\velocity_vectors.mxd

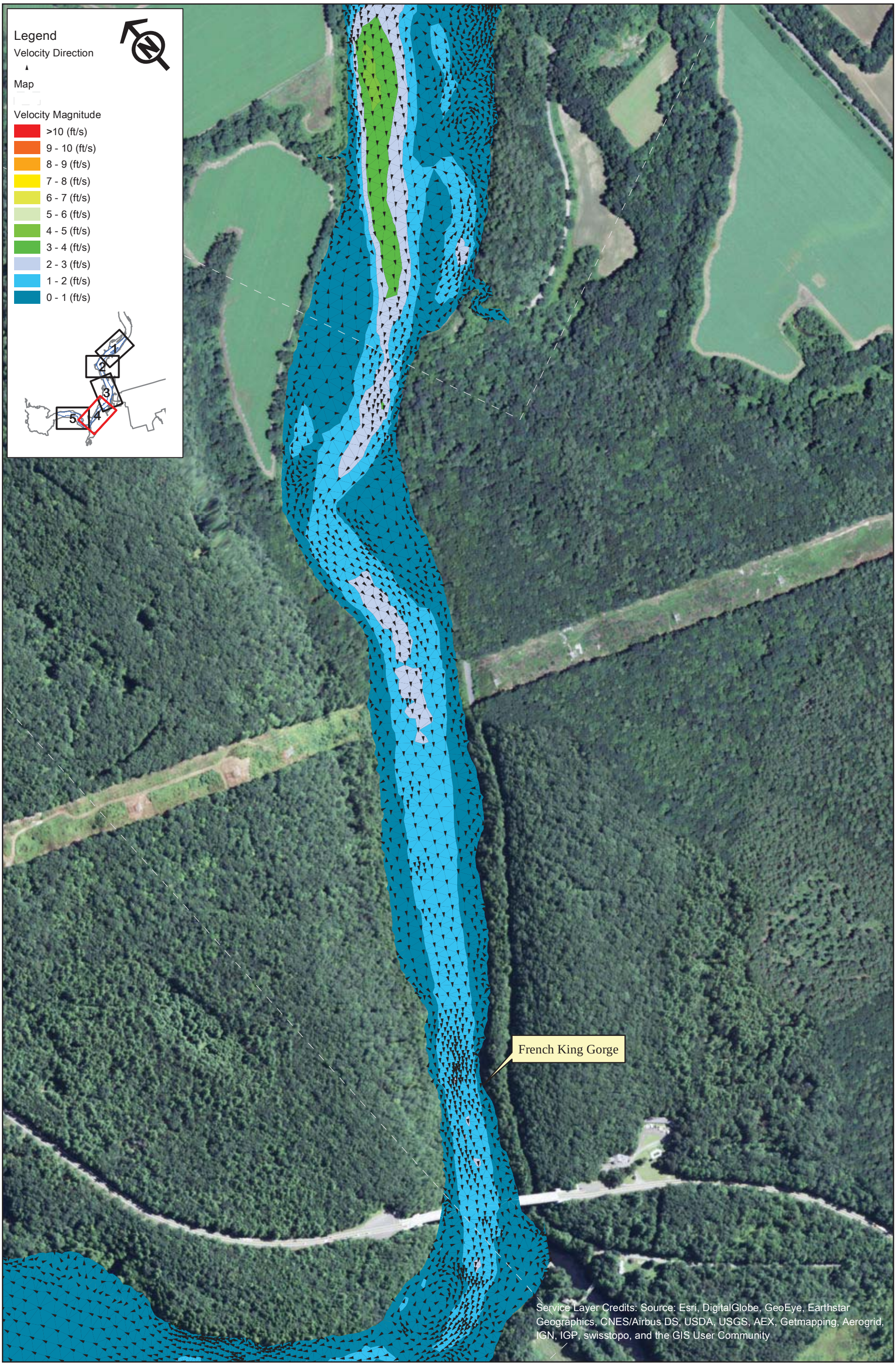

FirstLight GDF SUEZ

Northfield Mountain Pumped Storage Project (No. 2485)
and Turners Falls Hydroelectric Project (No. 1889)

STUDY REPORT
RELICENSING STUDY 3.3.9

0 250 500 1,000 Feet

Appendix B - Velocity in the Turner Falls Impoundment 5 km Upstream and 5 km Downstream of the Northfield Tailrace

Scenario 12 - Map 4
75% Exceedance Flow (4,900 cfs), 4 Units Generating (20,000 cfs), 185 WSEL at Dam

Copyright © 2015 FirstLight Power Resources All rights reserved.

Path: W:\gis\studies\3_3_09\maps\appendix_b\velocity_vectors.mxd

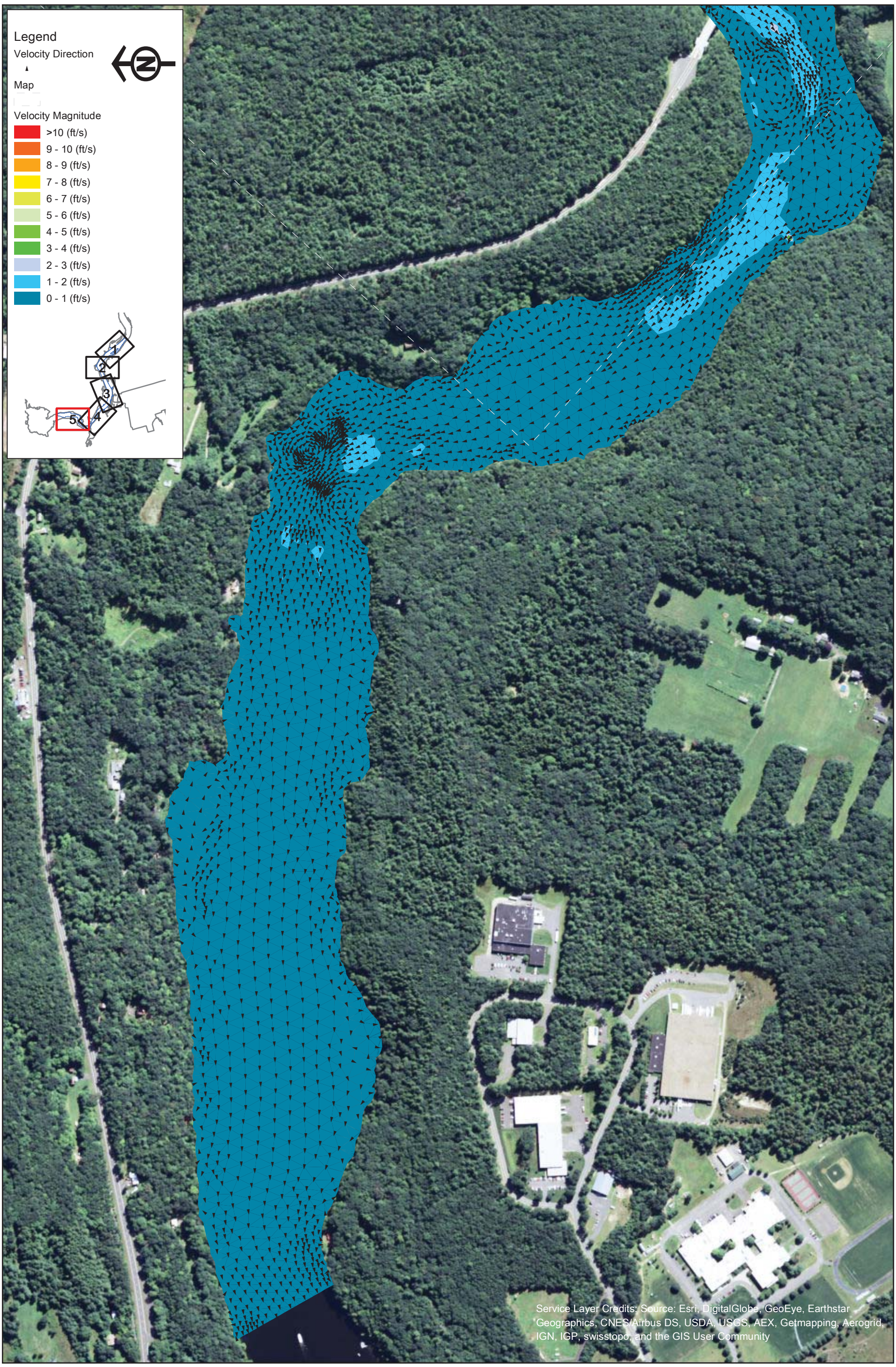

FirstLight GDF SUEZ

Northfield Mountain Pumped Storage Project (No. 2485)
and Turners Falls Hydroelectric Project (No. 1889)

STUDY REPORT
RELICENSING STUDY 3.3.9

0 250 500 1,000 Feet

Appendix B - Velocity in the Turner Falls Impoundment 5 km Upstream and 5 km Downstream of the Northfield Tailrace

Scenario 12 - Map 5
75% Exceedance Flow (4,900 cfs), 4 Units Generating (20,000 cfs), 185 WSEL at Dam

Copyright © 2015 FirstLight Power Resources All rights reserved.

Path: W:\gis\studies\3_3_09\maps\appendix_b\velocity_vectors.mxd

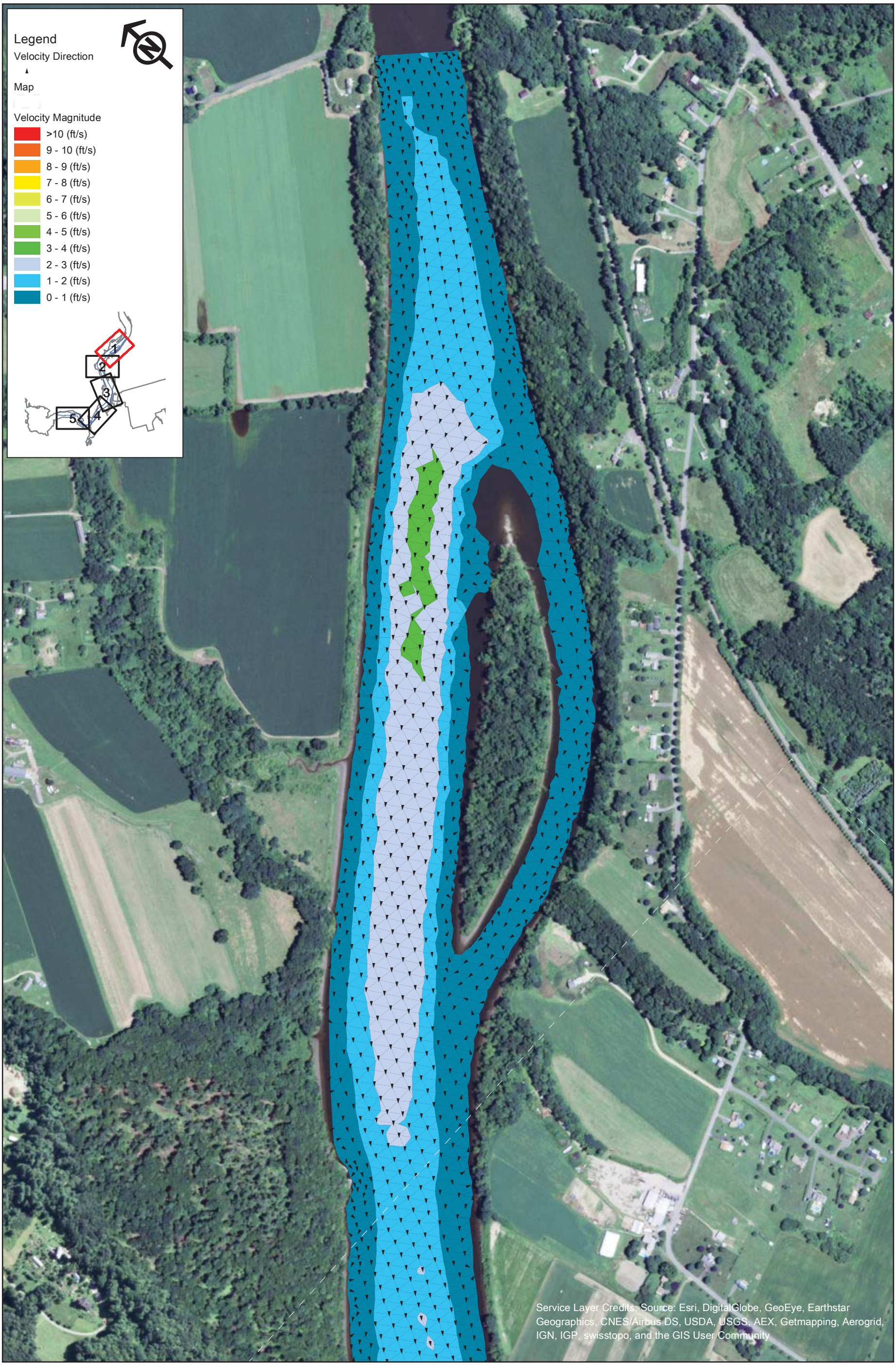

FirstLight
GDF SUEZ

Northfield Mountain Pumped Storage Project (No. 2485)
and Turners Falls Hydroelectric Project (No. 1889)

STUDY REPORT
RELICENSING STUDY 3.3.9

0 250 500 1,000 Feet

Appendix B - Velocity in the Turner Falls Impoundment 5 km Upstream and 5 km Downstream of the Northfield Tailrace

Scenario 13 - Map 1
75% Exceedance Flow (4,900 cfs), 2 Units Pumping (7,600 cfs), 176 WSEL at Dam

Copyright © 2015 FirstLight Power Resources All rights reserved.

Path: W:\gis\studies\3_3_09\maps\appendix_b\velocity_vectors.mxd

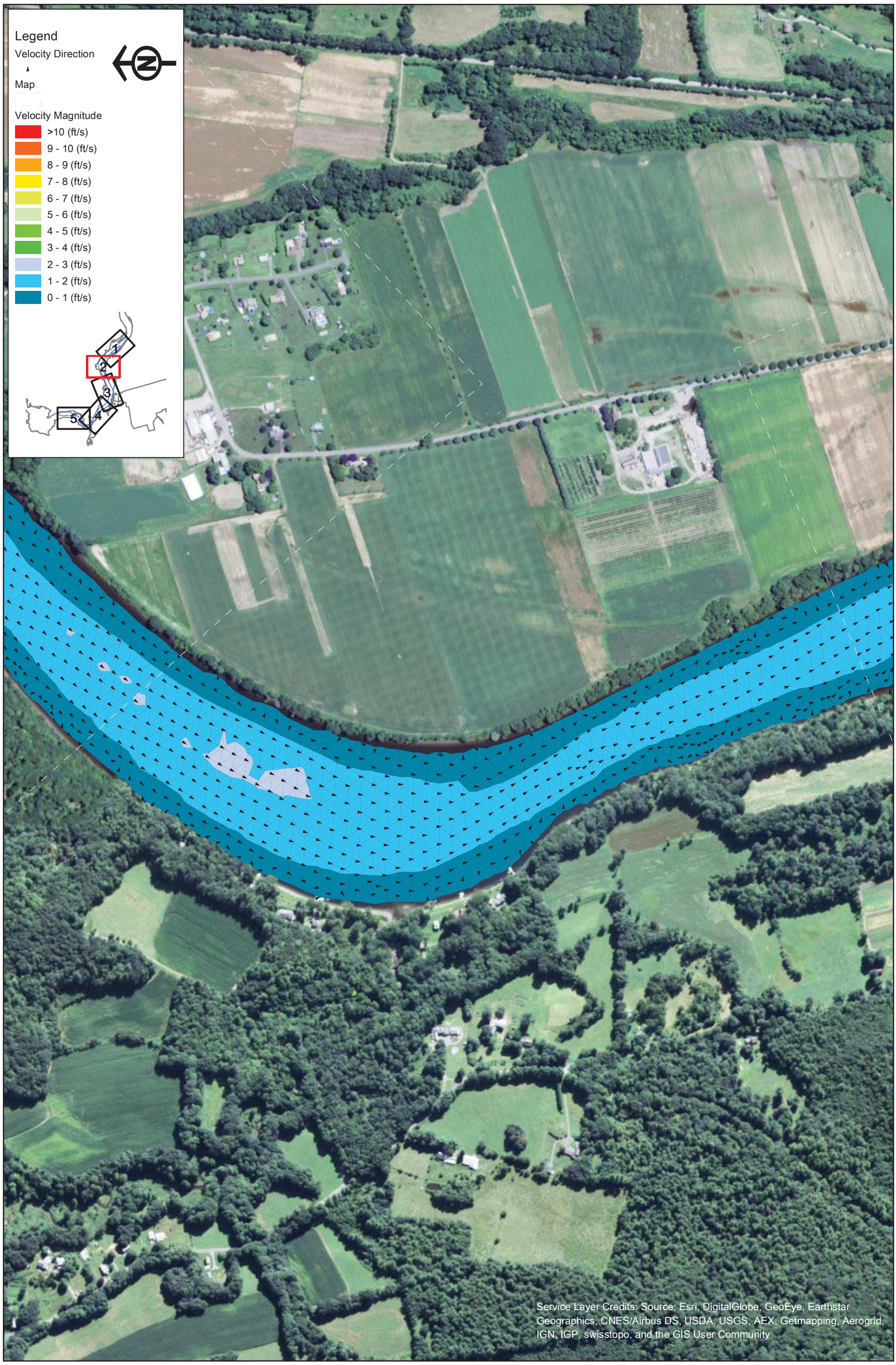

FirstLight
GDF SUEZ

Copyright © 2015 FirstLight Power Resources All rights reserved.

Northfield Mountain Pumped Storage Project (No. 2485)
and Turners Falls Hydroelectric Project (No. 1889)

STUDY REPORT
RELICENSING STUDY 3.3.9

0 250 500 1,000 Feet

Appendix B - Velocity in the Turner Falls Impoundment 5 km Upstream and 5 km Downstream of the Northfield Tailrace

Scenario 13 - Map 2
75% Exceedance Flow (4,900 cfs), 2 Units Pumping (7,600 cfs), 176 WSEL at Dam

Path: W:\gis\studies\3_3_09\maps\appendix_b\velocity_vectors.mxd

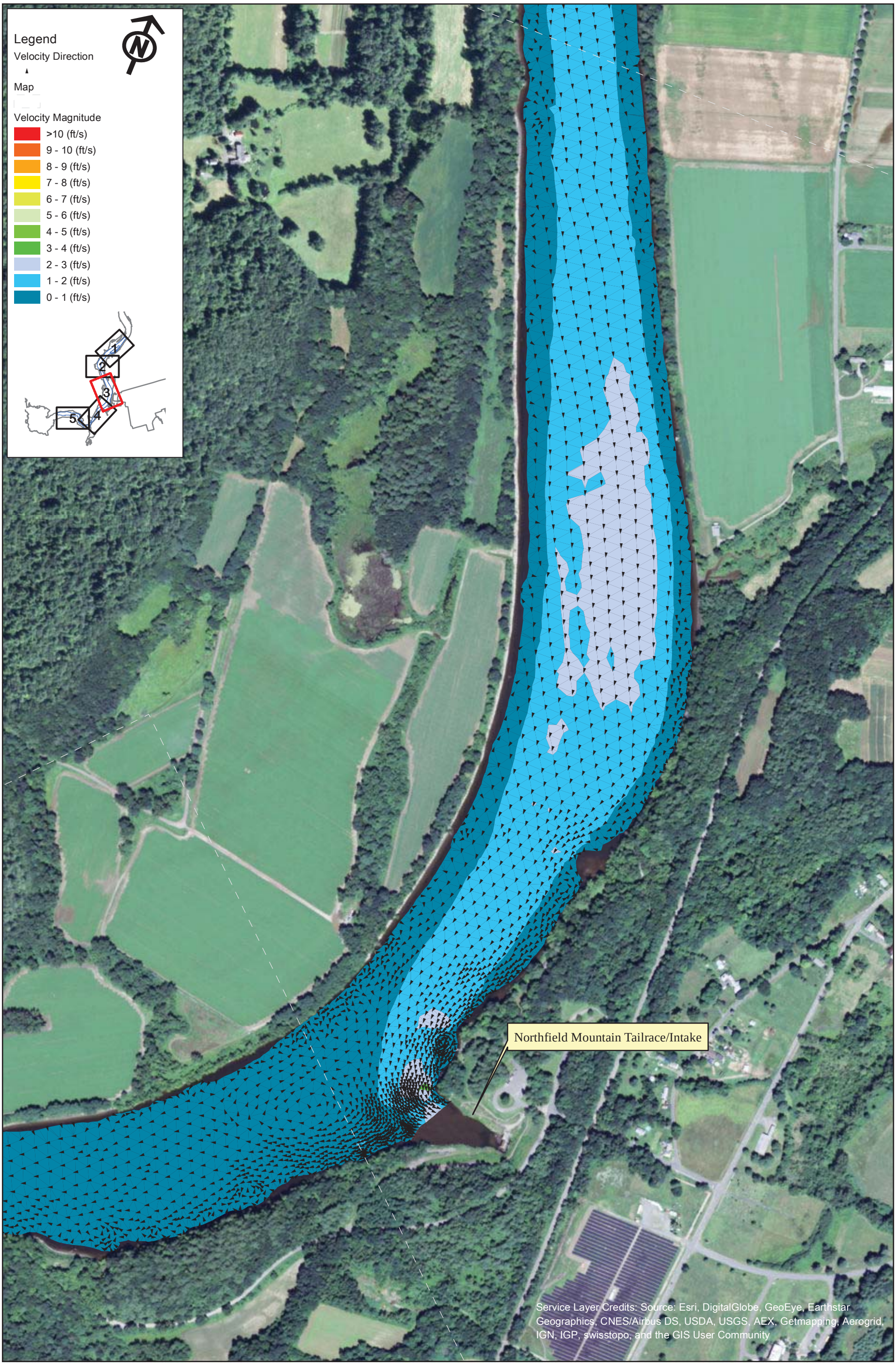

FirstLight
GDF SUEZ

Copyright © 2015 FirstLight Power Resources All rights reserved.

Northfield Mountain Pumped Storage Project (No. 2485)
and Turners Falls Hydroelectric Project (No. 1889)

STUDY REPORT
RELICENSING STUDY 3.3.9

0 250 500 1,000 Feet

Appendix B - Velocity in the Turner Falls Impoundment 5 km Upstream and 5 km Downstream of the Northfield Tailrace

Scenario 13 - Map 3
75% Exceedance Flow (4,900 cfs), 2 Units Pumping (7,600 cfs), 176 WSEL at Dam

Path: W:\gis\studies\3_3_09\maps\appendix_b\velocity_vectors.mxd

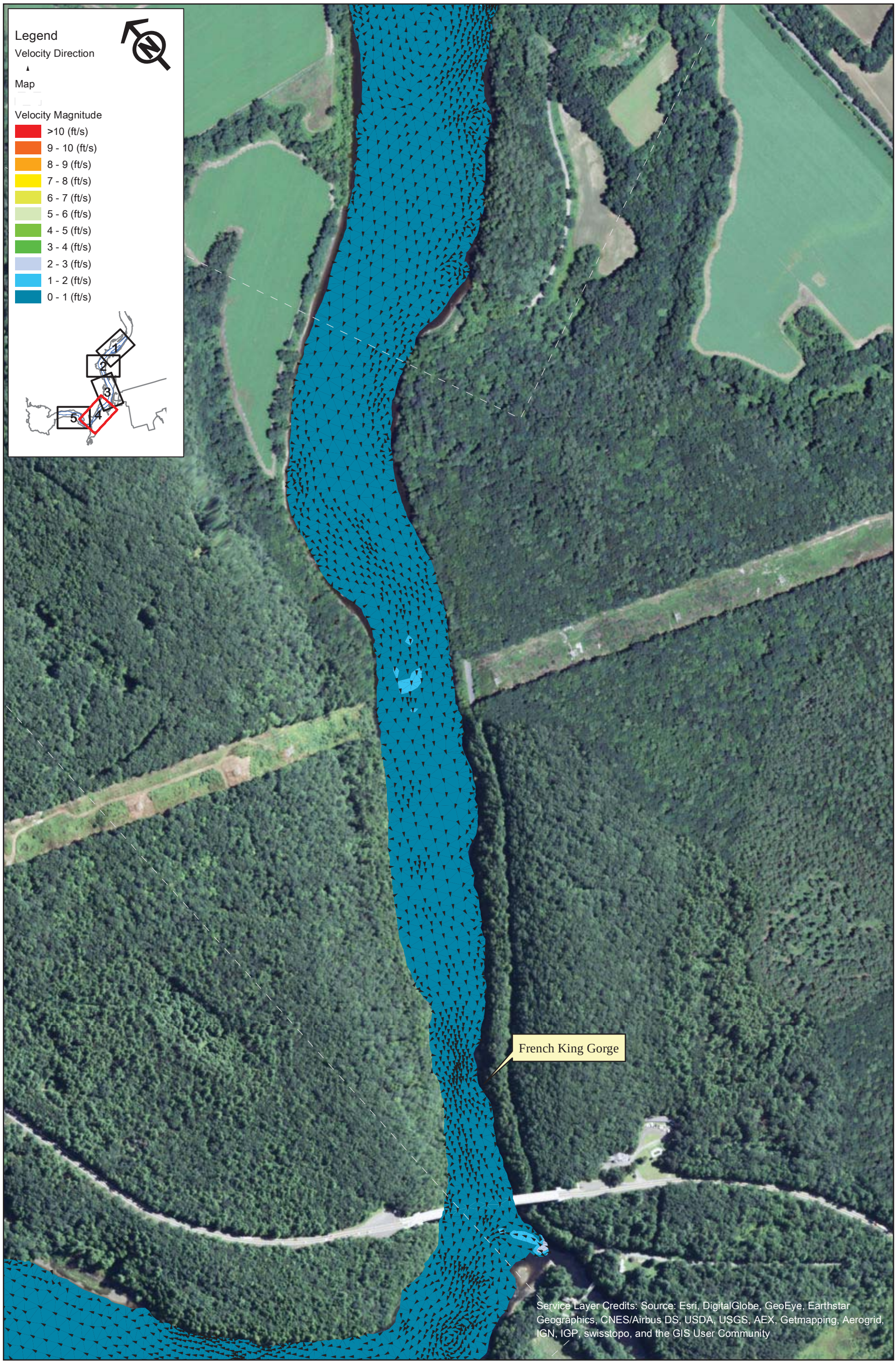

FirstLight GDF SUEZ

Northfield Mountain Pumped Storage Project (No. 2485)
and Turners Falls Hydroelectric Project (No. 1889)

STUDY REPORT
RELICENSING STUDY 3.3.9

0 250 500 1,000 Feet

Appendix B - Velocity in the Turner Falls Impoundment 5 km Upstream and 5 km Downstream of the Northfield Tailrace

Scenario 13 - Map 4
75% Exceedance Flow (4,900 cfs), 2 Units Pumping (7,600 cfs), 176 WSEL at Dam

Copyright © 2015 FirstLight Power Resources All rights reserved.

Path: W:\gis\studies\3_3_09\maps\appendix_b\velocity_vectors.mxd

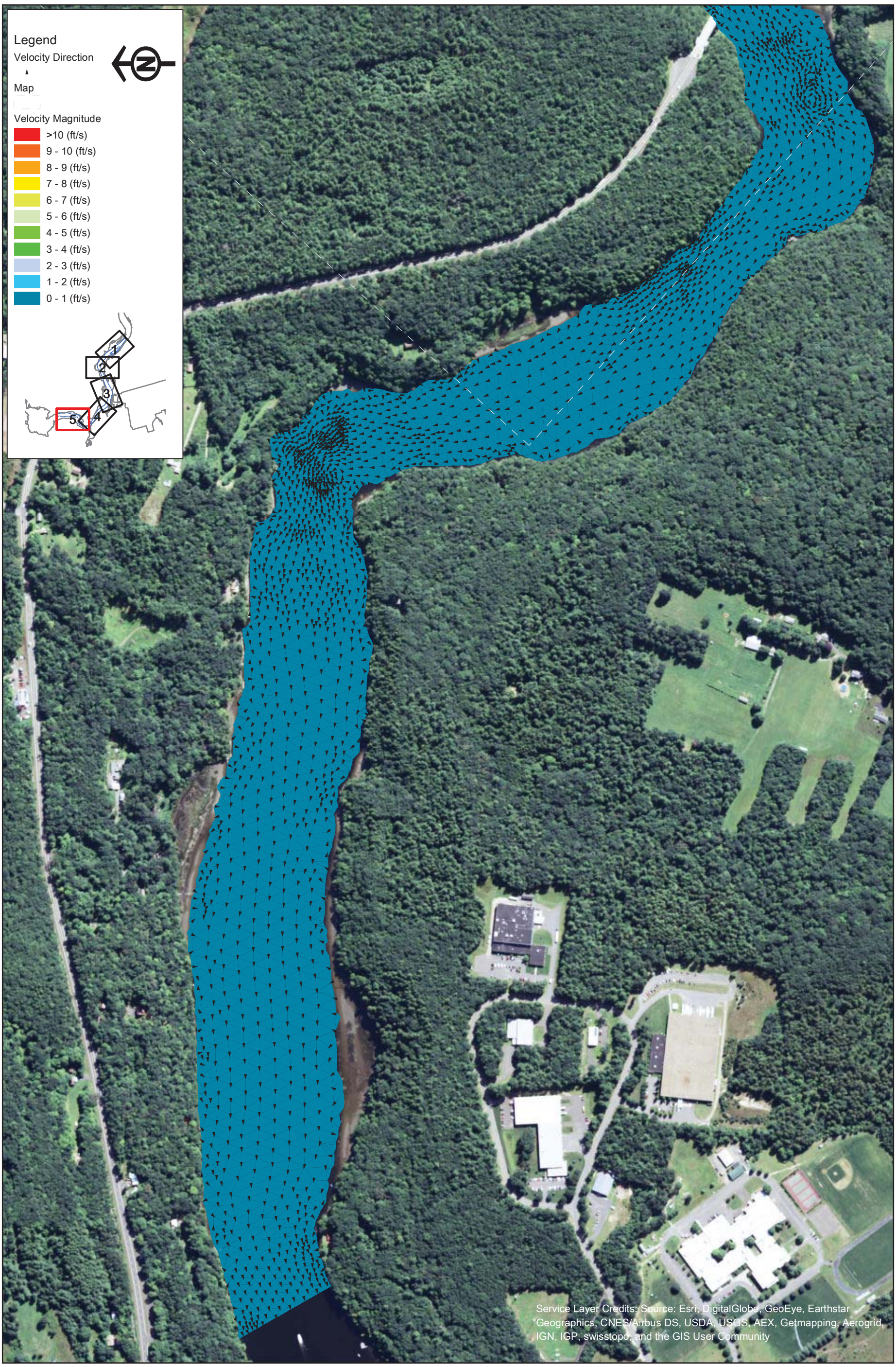

FirstLight GDF SUEZ

Northfield Mountain Pumped Storage Project (No. 2485)
and Turners Falls Hydroelectric Project (No. 1889)

STUDY REPORT
RELICENSING STUDY 3.3.9

0 250 500 1,000 Feet

Appendix B - Velocity in the Turner Falls Impoundment 5 km Upstream and 5 km Downstream of the Northfield Tailrace

Scenario 13 - Map 5
75% Exceedance Flow (4,900 cfs), 2 Units Pumping (7,600 cfs), 176 WSEL at Dam

Copyright © 2015 FirstLight Power Resources All rights reserved.

Path: W:\gis\studies\3_3_09\maps\appendix_b\velocity_vectors.mxd

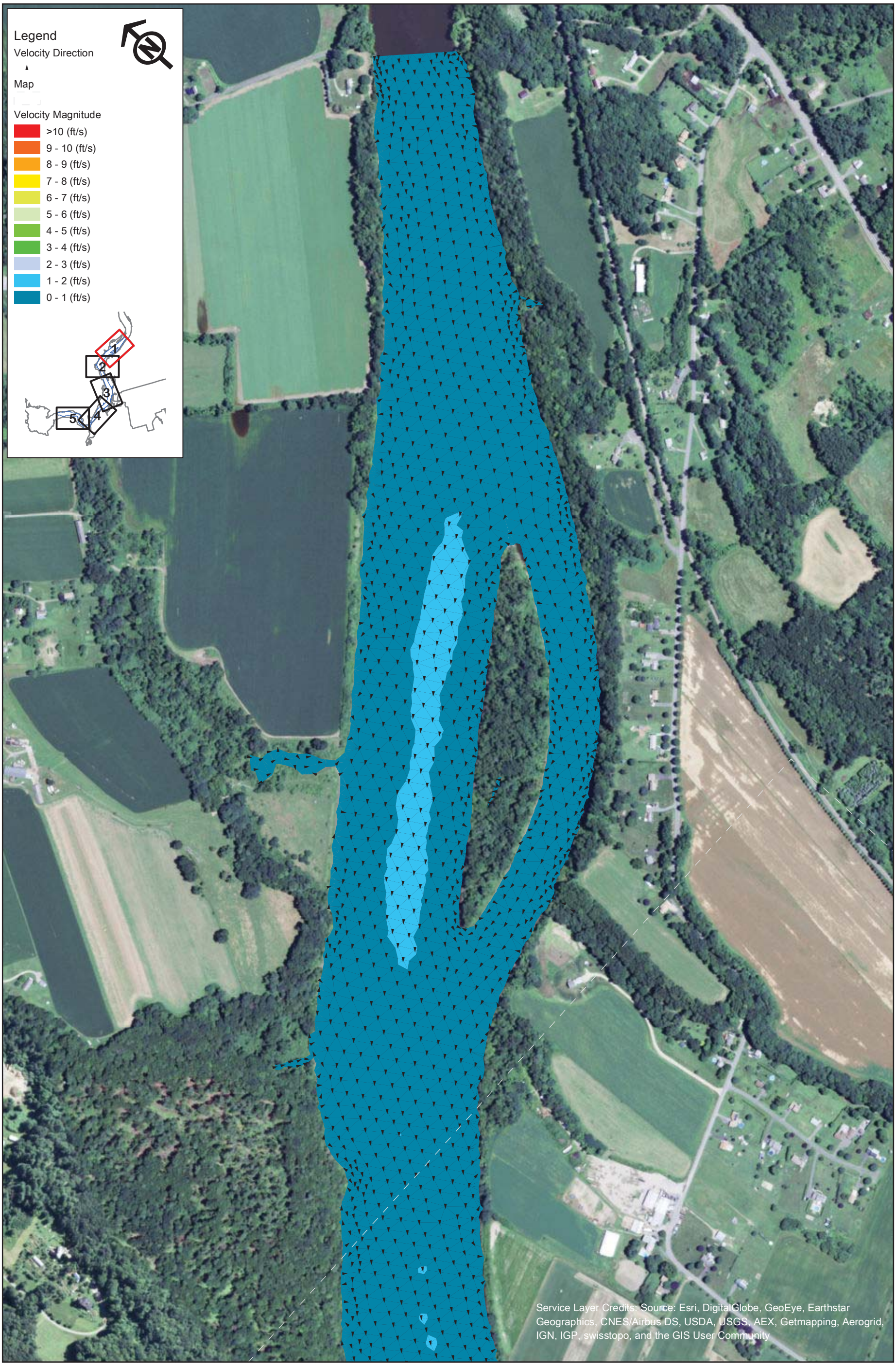

FirstLight
GDF SUEZ

Northfield Mountain Pumped Storage Project (No. 2485)
and Turners Falls Hydroelectric Project (No. 1889)

STUDY REPORT
RELICENSING STUDY 3.3.9

0 250 500 1,000 Feet

Appendix B - Velocity in the Turner Falls Impoundment 5 km Upstream and 5 km Downstream of the Northfield Tailrace

Scenario 14 - Map 1
75% Exceedance Flow (4,900 cfs), 2 Units Pumping (7,600 cfs), 185 WSEL at Dam

Copyright © 2015 FirstLight Power Resources All rights reserved.

Path: W:\gis\studies\3_3_09\maps\appendix_b\velocity_vectors.mxd

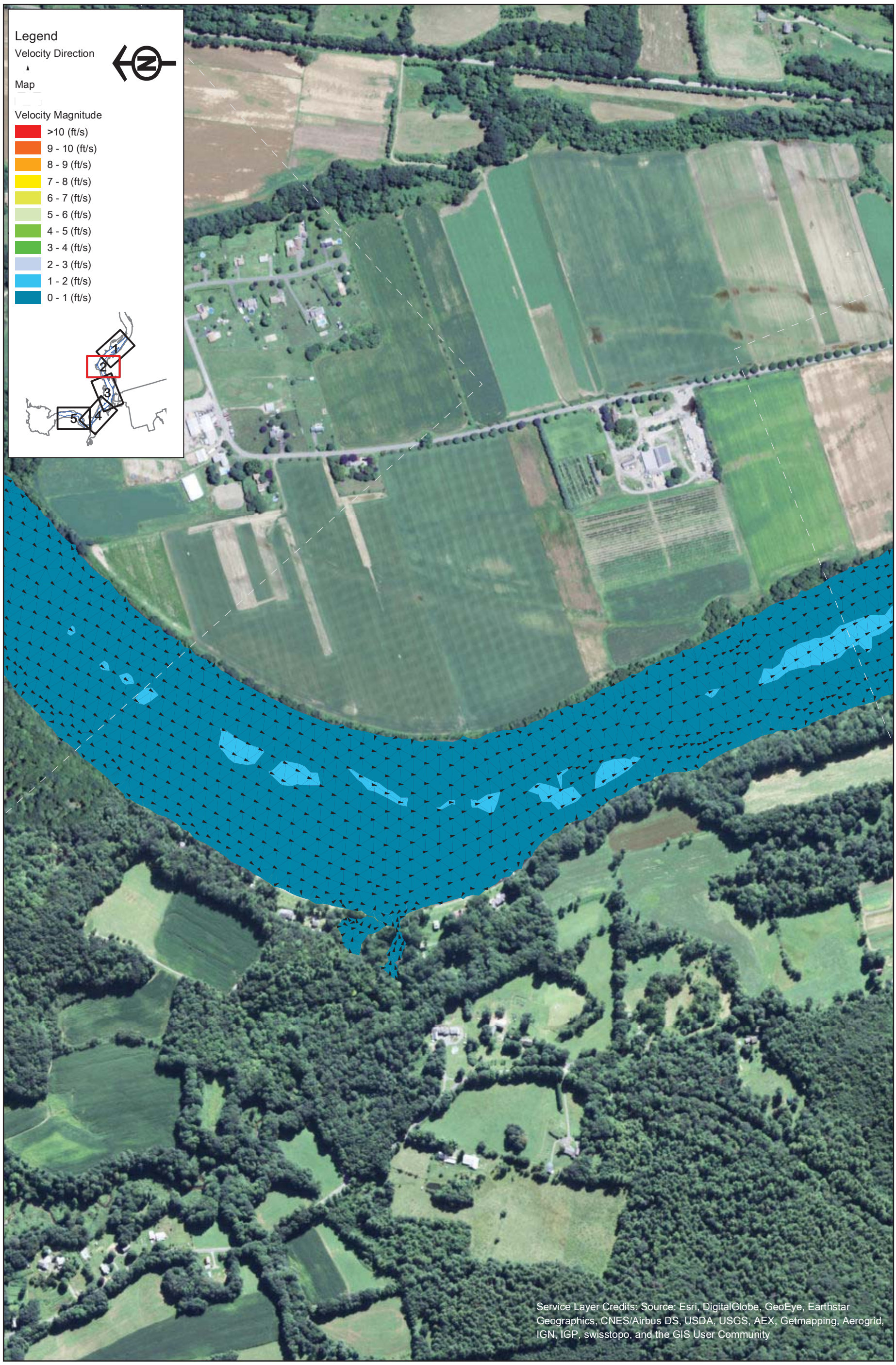

FirstLight GDF SUEZ

Northfield Mountain Pumped Storage Project (No. 2485)
and Turners Falls Hydroelectric Project (No. 1889)

STUDY REPORT
RELICENSING STUDY 3.3.9

0 250 500 1,000 Feet

Appendix B - Velocity in the Turner Falls Impoundment 5 km Upstream and 5 km Downstream of the Northfield Tailrace

Scenario 14 - Map 2
75% Exceedance Flow (4,900 cfs), 2 Units Pumping (7,600 cfs), 185 WSEL at Dam

Copyright © 2015 FirstLight Power Resources All rights reserved.

Path: W:\gis\studies\3_3_09\maps\appendix_b\velocity_vectors.mxd

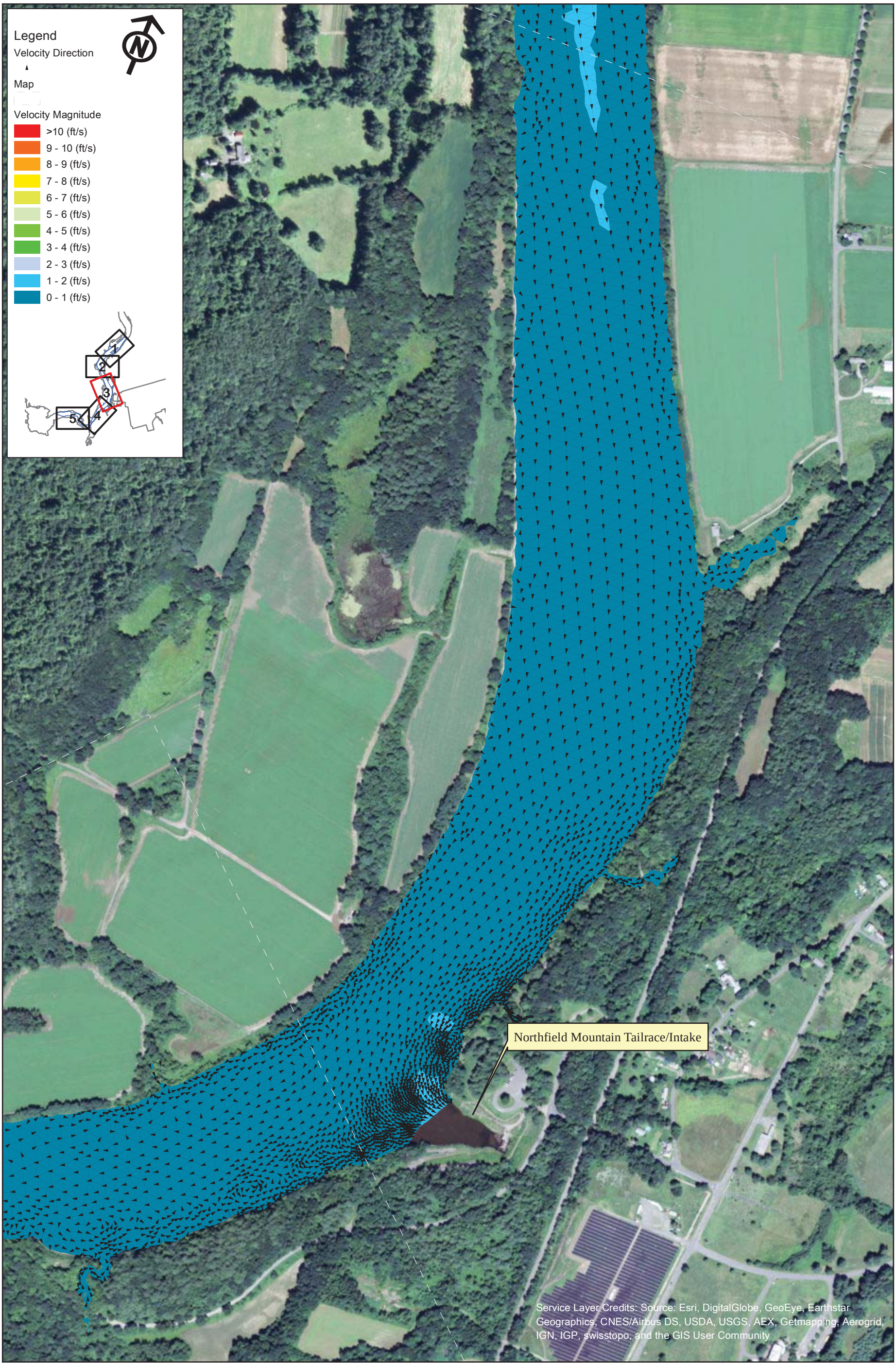

FirstLight
GDF SUEZ

Copyright © 2015 FirstLight Power Resources All rights reserved.

Northfield Mountain Pumped Storage Project (No. 2485)
and Turners Falls Hydroelectric Project (No. 1889)

STUDY REPORT
RELICENSING STUDY 3.3.9

0 250 500 1,000 Feet

Appendix B - Velocity in the Turner Falls Impoundment 5 km Upstream and 5 km Downstream of the Northfield Tailrace

Scenario 14 - Map 3
75% Exceedance Flow (4,900 cfs), 2 Units Pumping (7,600 cfs), 185 WSEL at Dam

Path: W:\gis\studies\3_3_09\maps\appendix_b\velocity_vectors.mxd

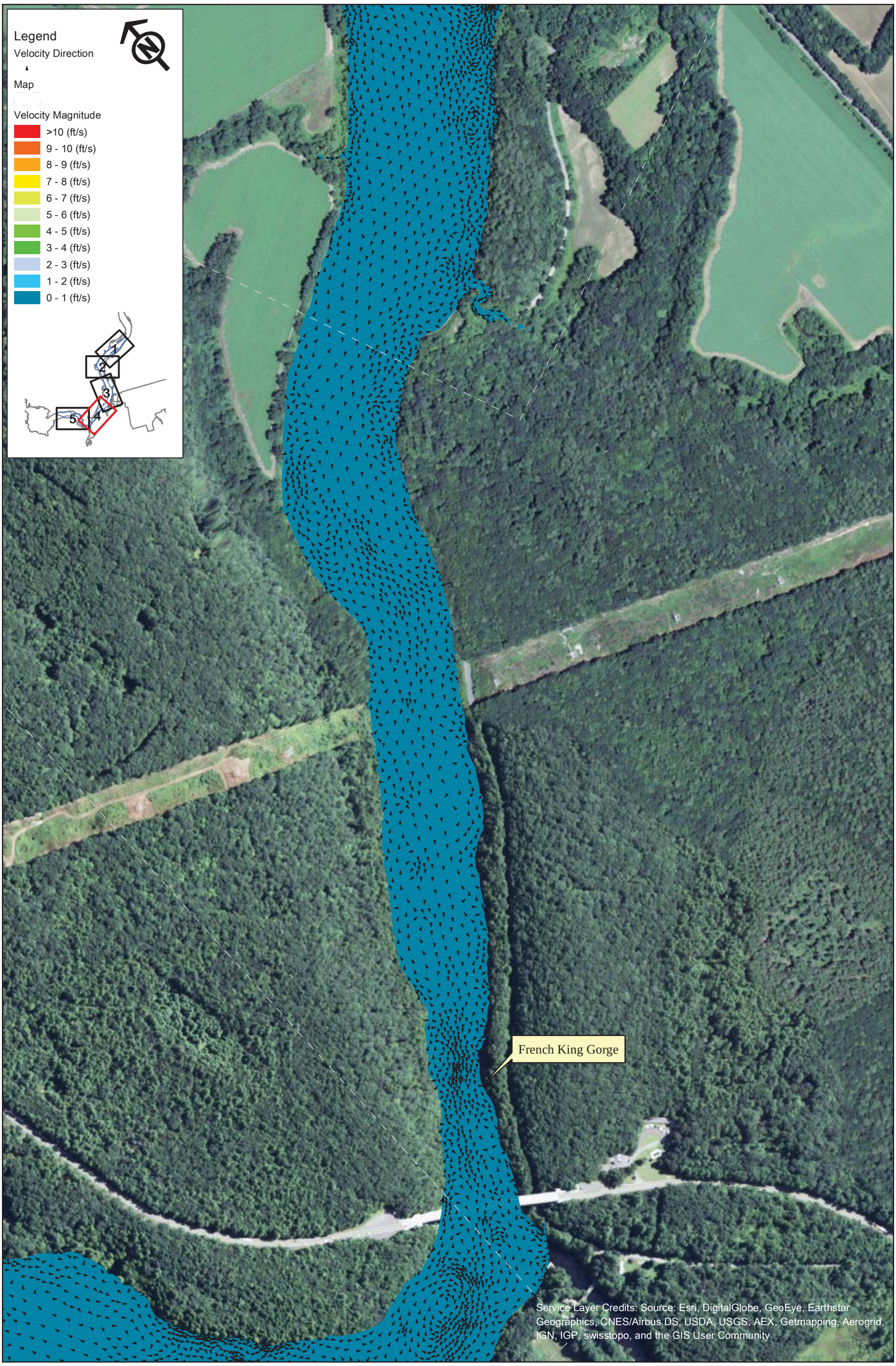

FirstLight GDF SUEZ

Northfield Mountain Pumped Storage Project (No. 2485)
and Turners Falls Hydroelectric Project (No. 1889)

STUDY REPORT
RELICENSING STUDY 3.3.9

0 250 500 1,000 Feet

Appendix B - Velocity in the Turner Falls Impoundment 5 km Upstream and 5 km Downstream of the Northfield Tailrace

Scenario 14 - Map 4
75% Exceedance Flow (4,900 cfs), 2 Units Pumping (7,600 cfs), 185 WSEL at Dam

Copyright © 2015 FirstLight Power Resources All rights reserved.

Path: W:\gis\studies\3_3_09\maps\appendix_b\velocity_vectors.mxd

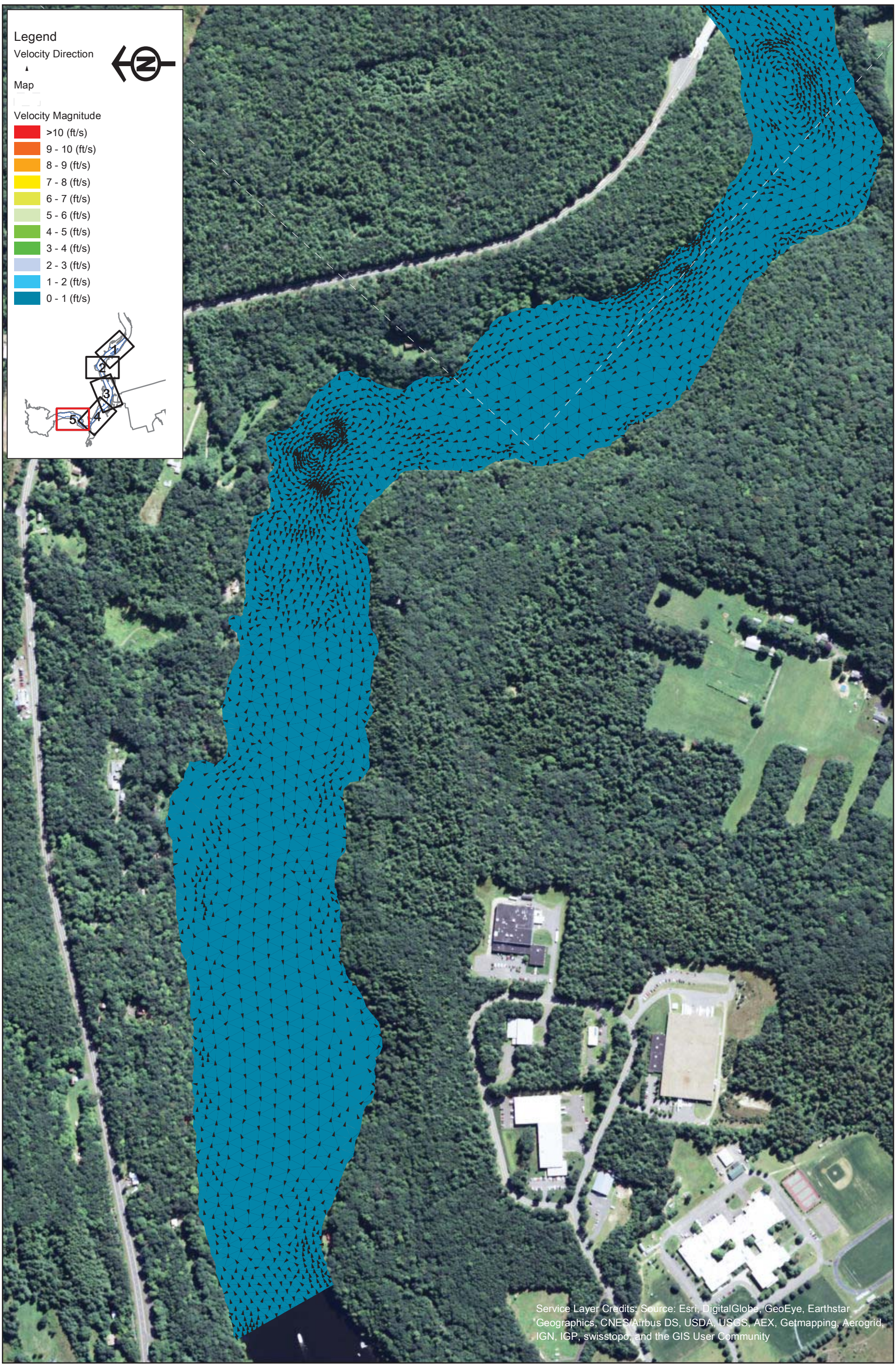

FirstLight GDF SUEZ

Northfield Mountain Pumped Storage Project (No. 2485)
and Turners Falls Hydroelectric Project (No. 1889)

STUDY REPORT
RELICENSING STUDY 3.3.9

0 250 500 1,000 Feet

Appendix B - Velocity in the Turner Falls Impoundment 5 km Upstream and 5 km Downstream of the Northfield Tailrace

Scenario 14 - Map 5
75% Exceedance Flow (4,900 cfs), 2 Units Pumping (7,600 cfs), 185 WSEL at Dam

Copyright © 2015 FirstLight Power Resources All rights reserved.

Path: W:\gis\studies\3_3_09\maps\appendix_b\velocity_vectors.mxd

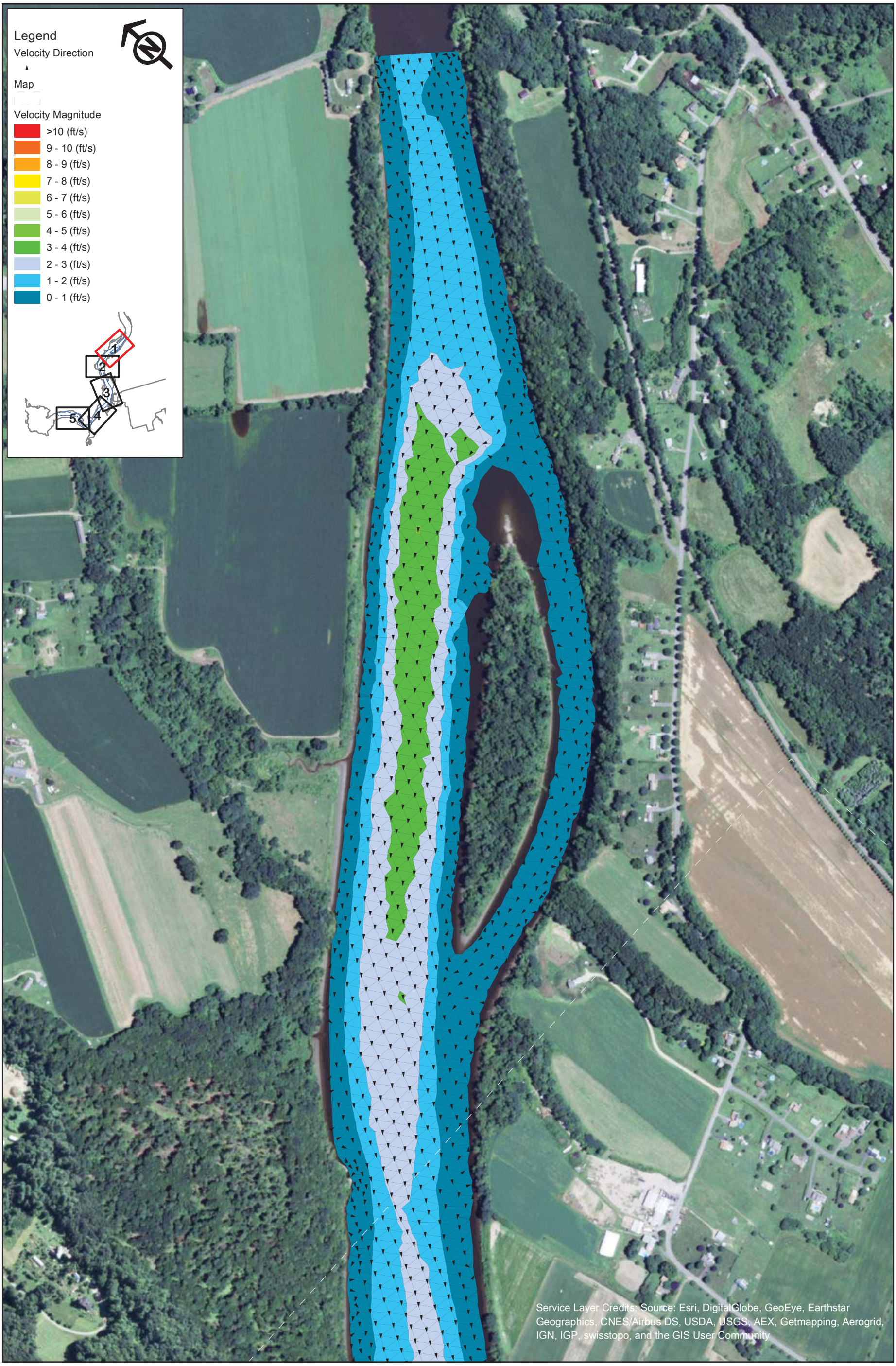

FirstLight
GDF SUEZ

Northfield Mountain Pumped Storage Project (No. 2485)
and Turners Falls Hydroelectric Project (No. 1889)

STUDY REPORT
RELICENSING STUDY 3.3.9

0 250 500 1,000 Feet

Appendix B - Velocity in the Turner Falls Impoundment 5 km Upstream and 5 km Downstream of the Northfield Tailrace

Scenario 15 - Map 1
75% Exceedance Flow (4,900 cfs), 4 Units Pumping (15,200 cfs), 176 WSEL at Dam

Copyright © 2015 FirstLight Power Resources All rights reserved.

Path: W:\gis\studies\3_3_09\maps\appendix_b\velocity_vectors.mxd

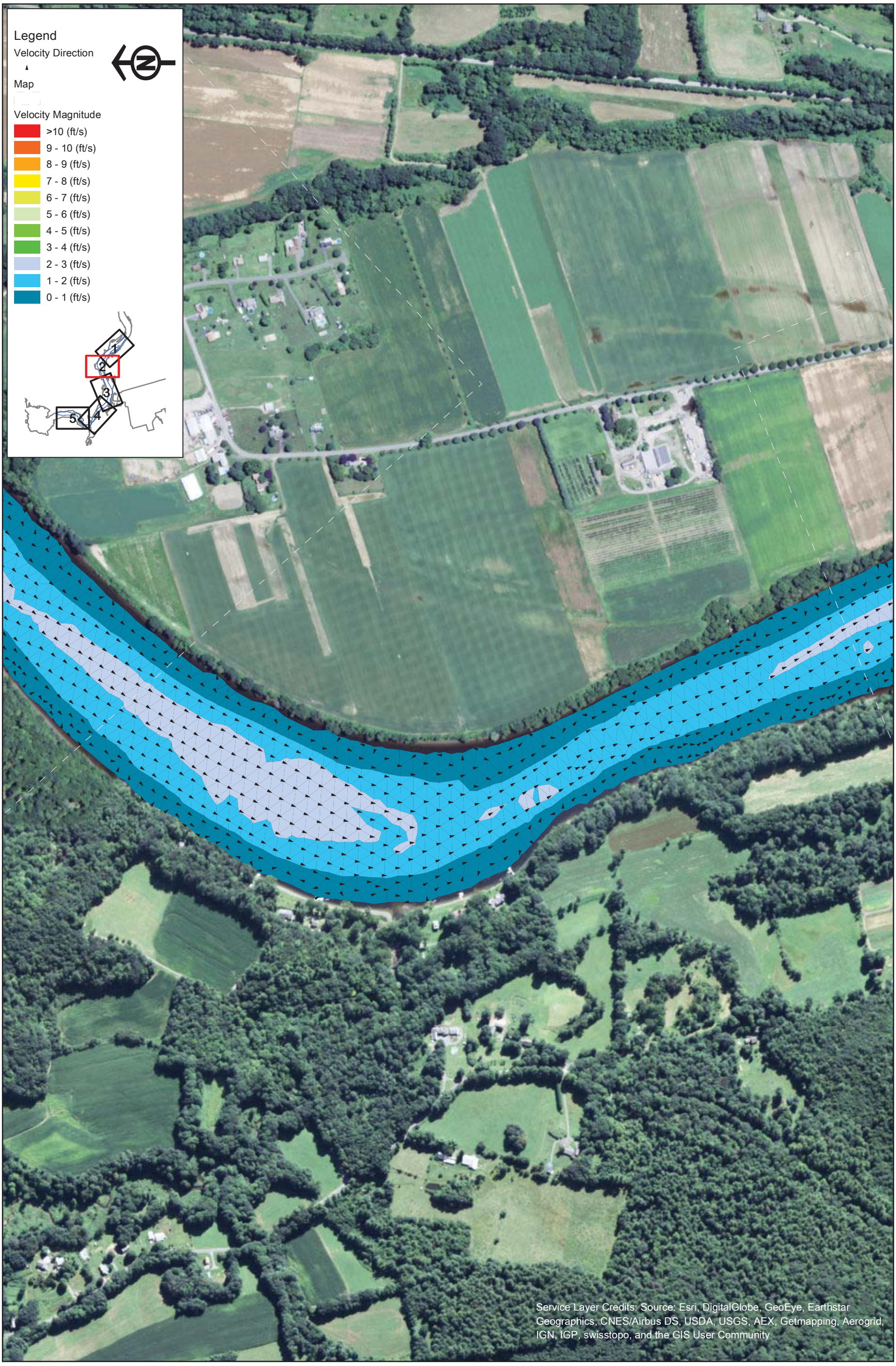

FirstLight
GDF SUEZ

Copyright © 2015 FirstLight Power Resources All rights reserved.

Northfield Mountain Pumped Storage Project (No. 2485)
and Turners Falls Hydroelectric Project (No. 1889)

STUDY REPORT
RELICENSING STUDY 3.3.9

0 250 500 1,000 Feet

Appendix B - Velocity in the Turner Falls Impoundment 5 km Upstream and 5 km Downstream of the Northfield Tailrace

Scenario 15 - Map 2
75% Exceedance Flow (4,900 cfs), 4 Units Pumping (15,200 cfs), 176 WSEL at Dam

Path: W:\gis\studies\3_3_09\maps\appendix_b\velocity_vectors.mxd

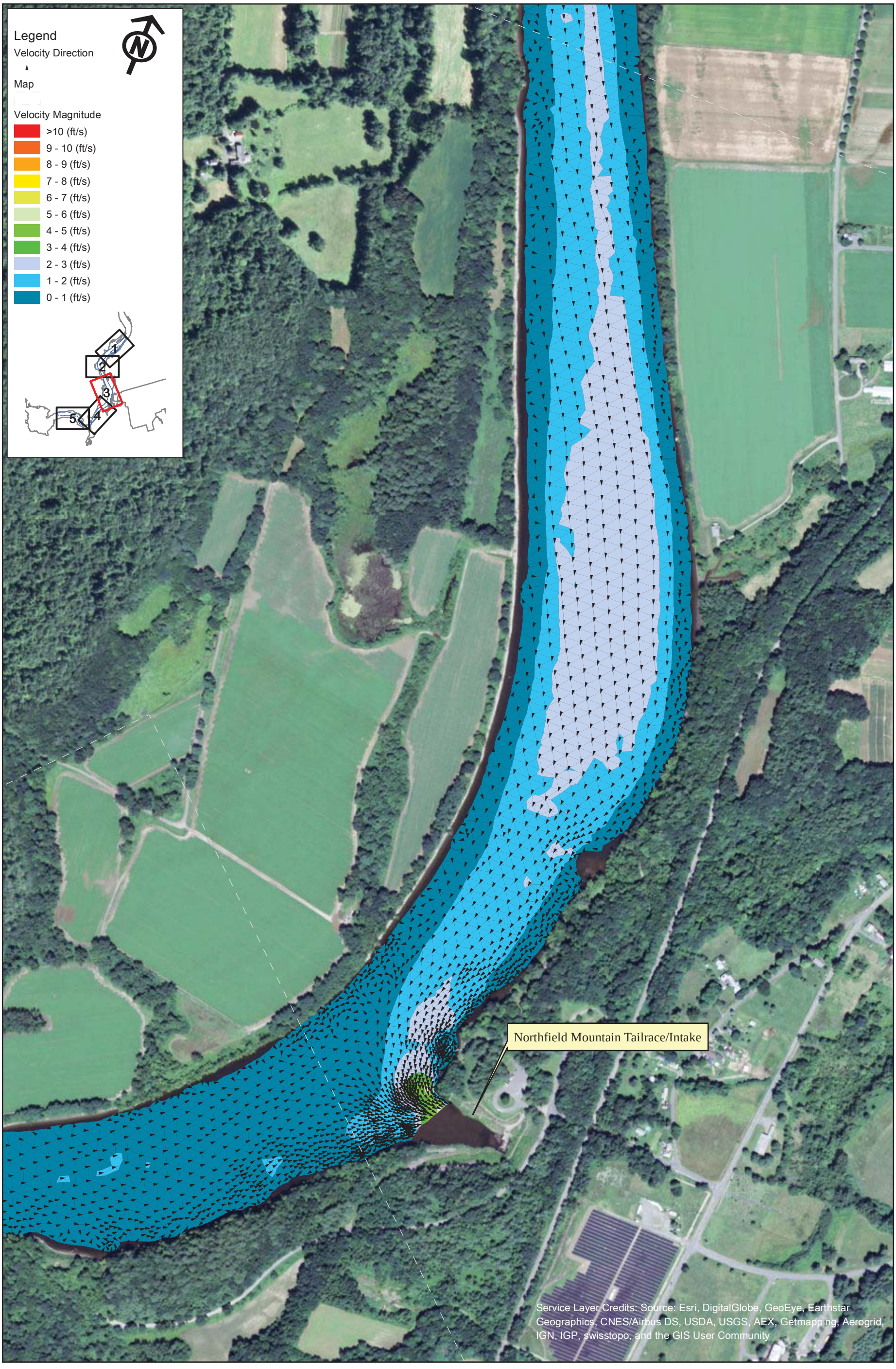

FirstLight
GDF SUEZ

Copyright © 2015 FirstLight Power Resources All rights reserved.

Northfield Mountain Pumped Storage Project (No. 2485)
and Turners Falls Hydroelectric Project (No. 1889)

STUDY REPORT
RELICENSING STUDY 3.3.9

0 250 500 1,000 Feet

Appendix B - Velocity in the Turner Falls Impoundment 5 km Upstream and 5 km Downstream of the Northfield Tailrace

Scenario 15 - Map 3
75% Exceedance Flow (4,900 cfs), 4 Units Pumping (15,200 cfs), 176 WSEL at Dam

Path: W:\gis\studies\3_3_09\maps\appendix_b\velocity_vectors.mxd

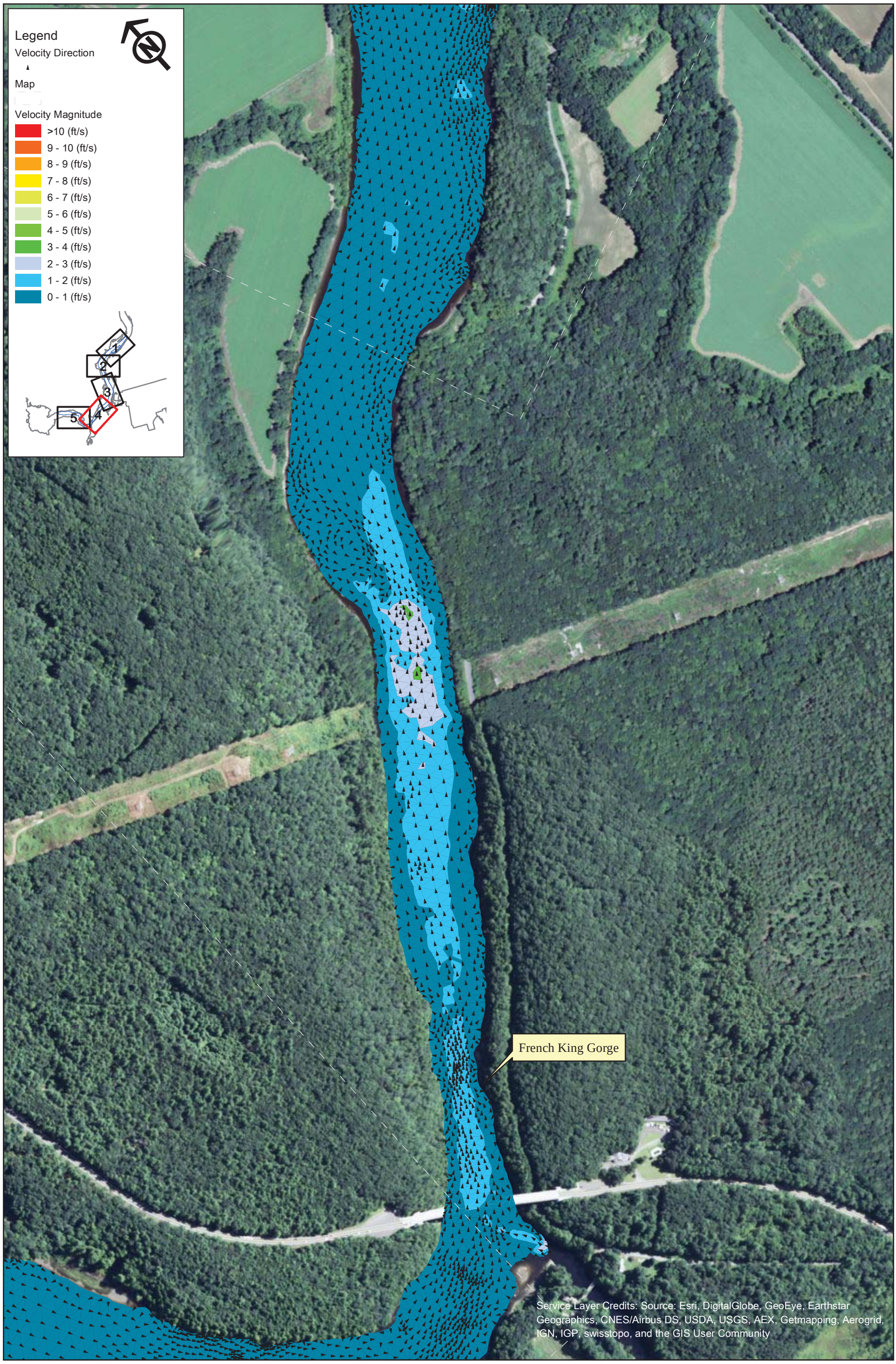

FirstLight GDF SUEZ

Northfield Mountain Pumped Storage Project (No. 2485)
and Turners Falls Hydroelectric Project (No. 1889)

STUDY REPORT
RELICENSING STUDY 3.3.9

0 250 500 1,000 Feet

Appendix B - Velocity in the Turner Falls Impoundment 5 km Upstream and 5 km Downstream of the Northfield Tailrace

Scenario 15 - Map 4
75% Exceedance Flow (4,900 cfs), 4 Units Pumping (15,200 cfs), 176 WSEL at Dam

Copyright © 2015 FirstLight Power Resources All rights reserved.

Path: W:\gis\studies\3_3_09\maps\appendix_b\velocity_vectors.mxd

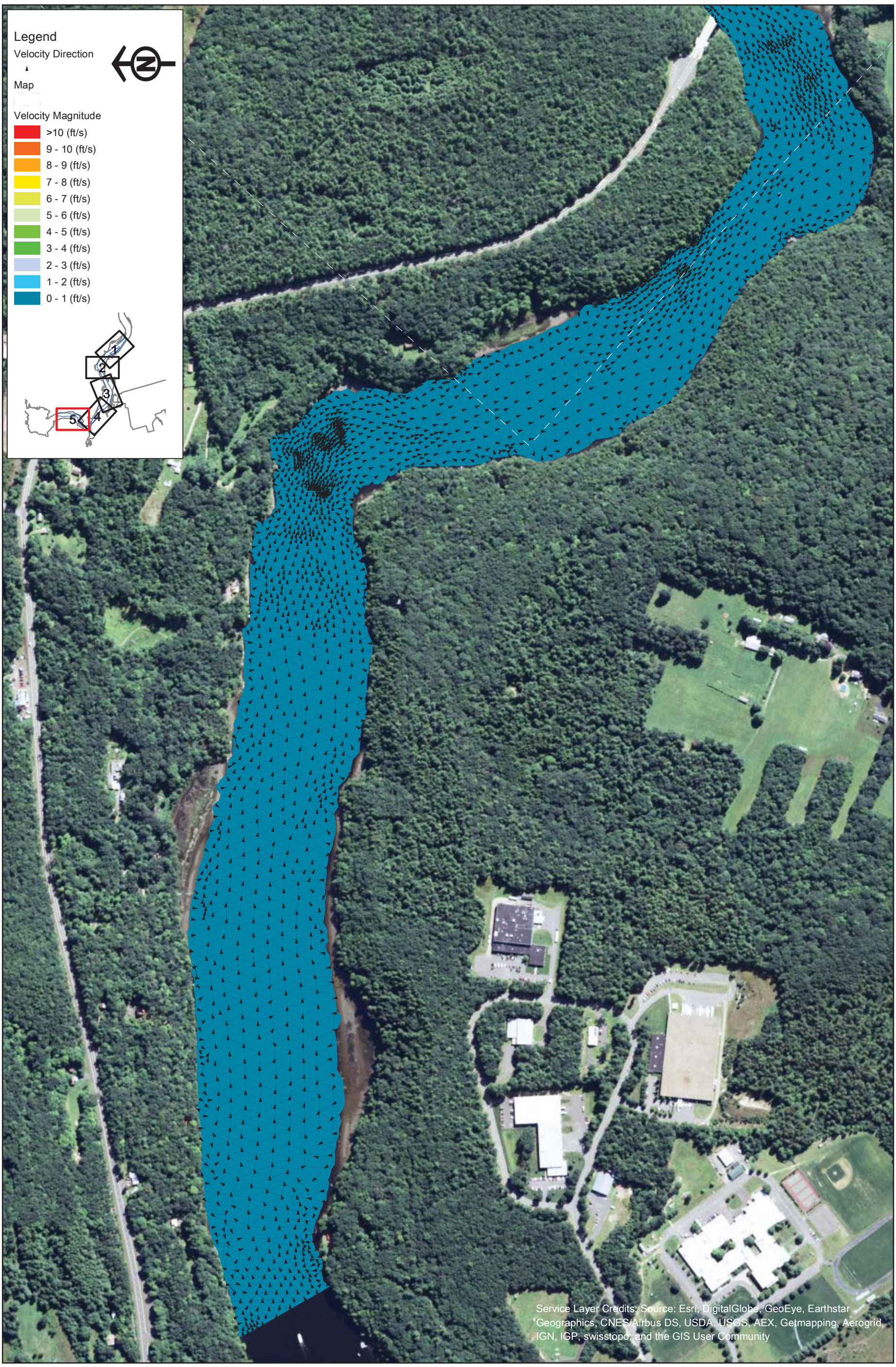

FirstLight GDF SUEZ

Northfield Mountain Pumped Storage Project (No. 2485)
and Turners Falls Hydroelectric Project (No. 1889)

STUDY REPORT
RELICENSING STUDY 3.3.9

0 250 500 1,000 Feet

Appendix B - Velocity in the Turner Falls Impoundment 5 km Upstream and 5 km Downstream of the Northfield Tailrace

Scenario 15 - Map 5
75% Exceedance Flow (4,900 cfs), 4 Units Pumping (15,200 cfs), 176 WSEL at Dam

Copyright © 2015 FirstLight Power Resources All rights reserved.

Path: W:\gis\studies\3_3_09\maps\appendix_b\velocity_vectors.mxd

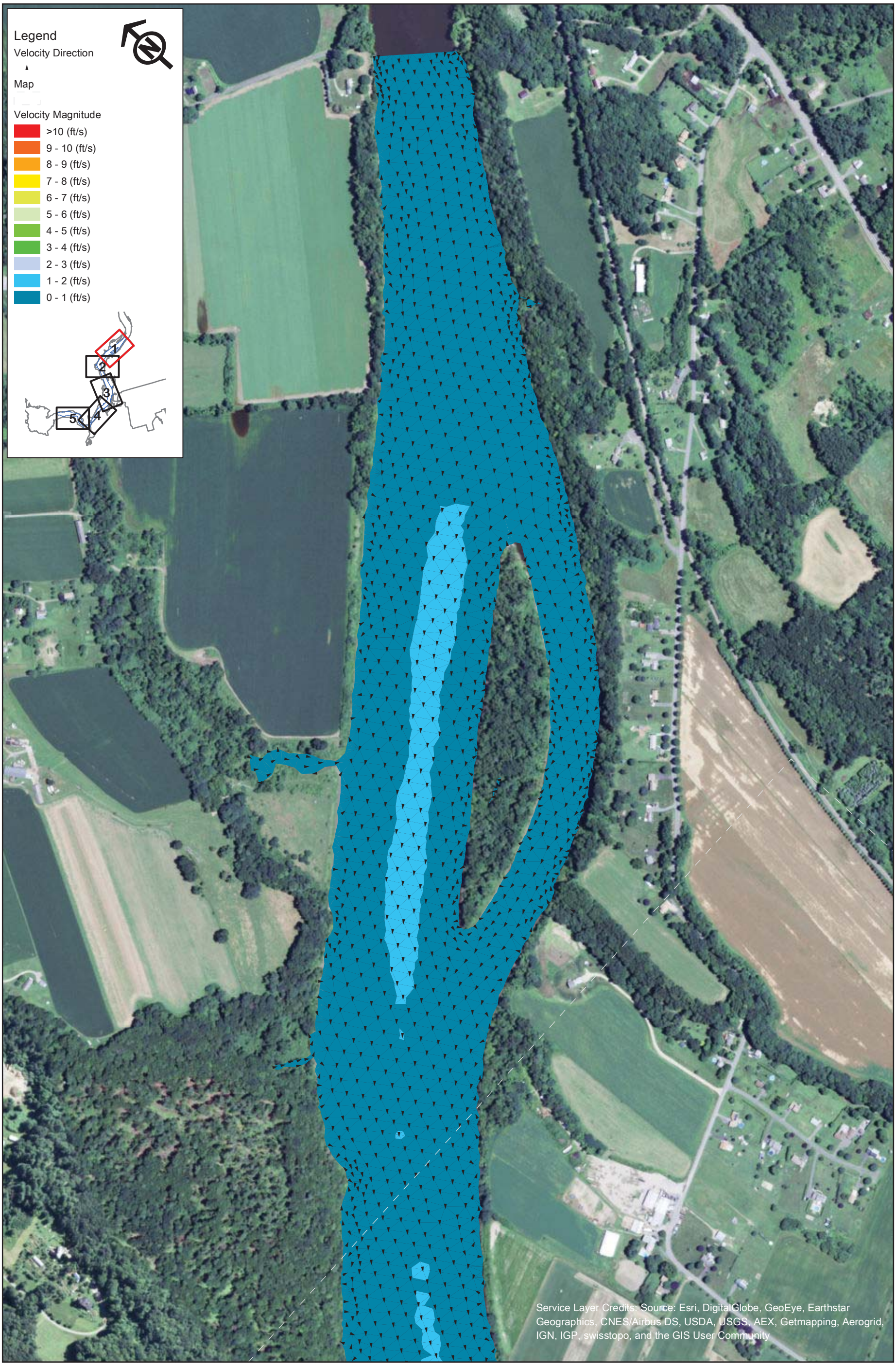

FirstLight
GDF SUEZ

Northfield Mountain Pumped Storage Project (No. 2485)
and Turners Falls Hydroelectric Project (No. 1889)

STUDY REPORT
RELICENSING STUDY 3.3.9

0 250 500 1,000 Feet

Appendix B - Velocity in the Turner Falls Impoundment 5 km Upstream and 5 km Downstream of the Northfield Tailrace

Scenario 16 - Map 1
75% Exceedance Flow (4,900 cfs), 4 Units Pumping (15,200 cfs), 185 WSEL at Dam

Copyright © 2015 FirstLight Power Resources All rights reserved.

Path: W:\gis\studies\3_3_09\maps\appendix_b\velocity_vectors.mxd

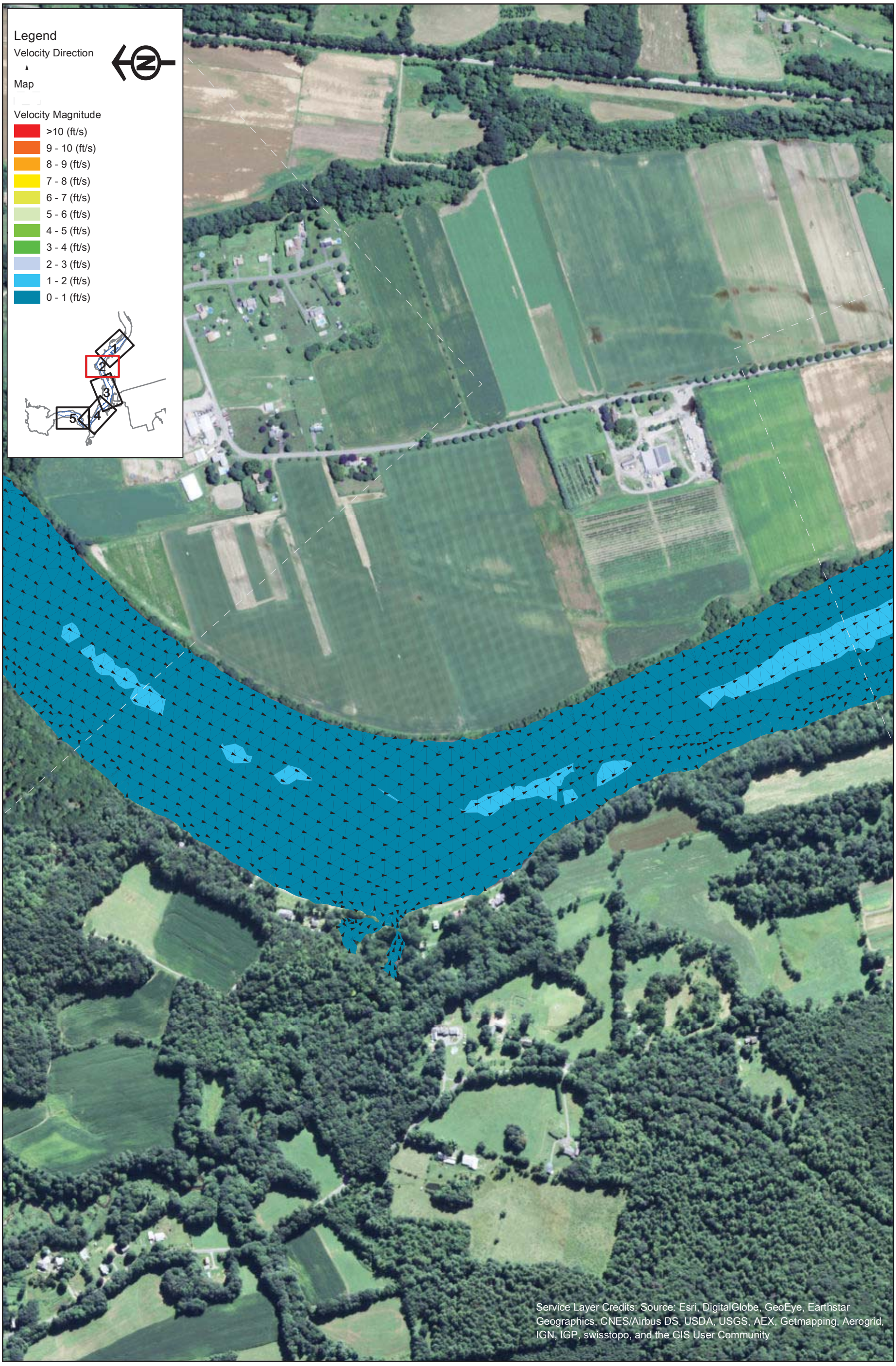

FirstLight GDF SUEZ

Northfield Mountain Pumped Storage Project (No. 2485)
and Turners Falls Hydroelectric Project (No. 1889)

STUDY REPORT
RELICENSING STUDY 3.3.9

0 250 500 1,000 Feet

Appendix B - Velocity in the Turner Falls Impoundment 5 km Upstream and 5 km Downstream of the Northfield Tailrace

Scenario 16 - Map 2
75% Exceedance Flow (4,900 cfs), 4 Units Pumping (15,200 cfs), 185 WSEL at Dam

Copyright © 2015 FirstLight Power Resources All rights reserved.

Path: W:\gis\studies\3_3_09\maps\appendix_b\velocity_vectors.mxd

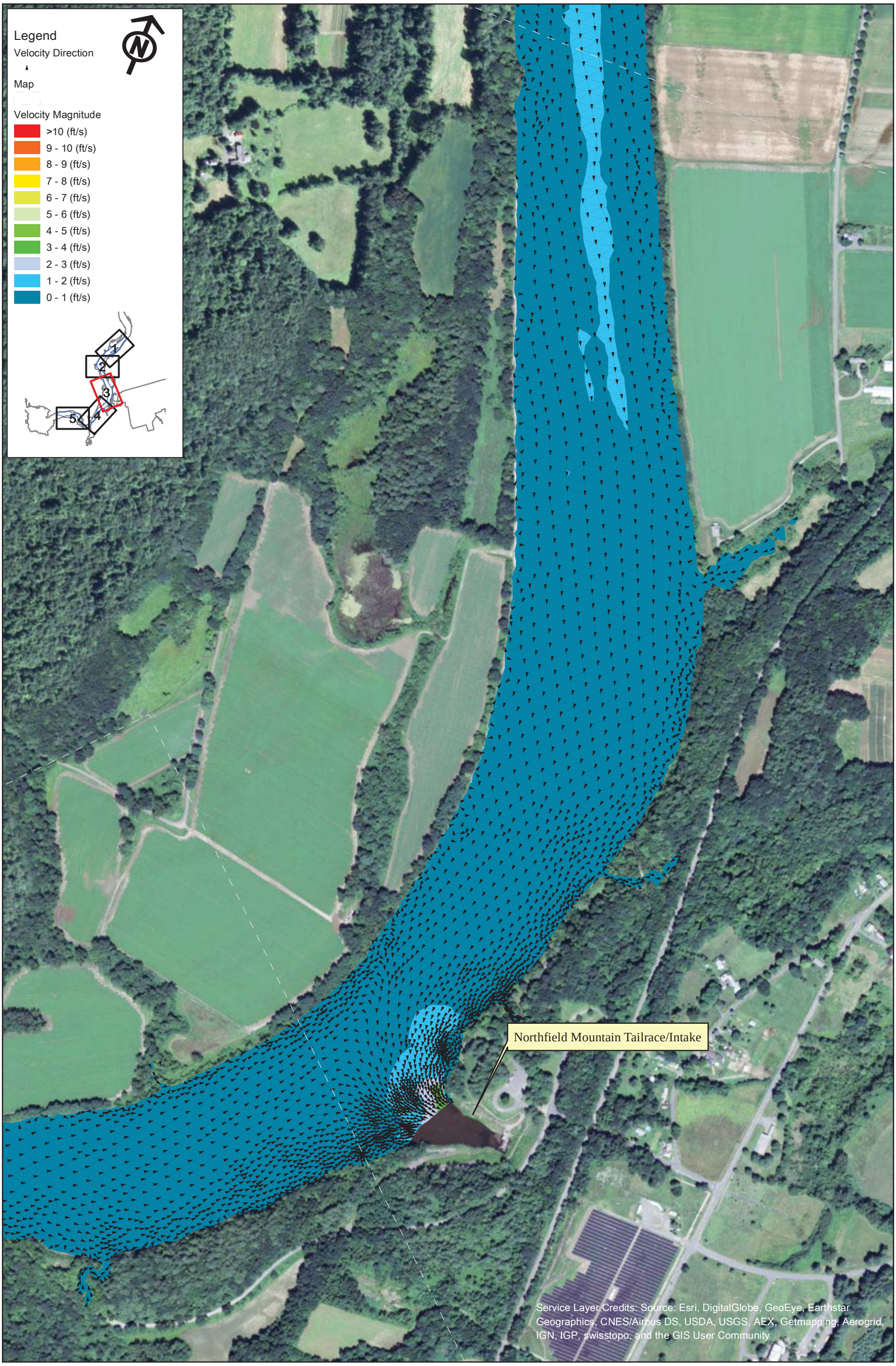

FirstLight GDF SUEZ

Northfield Mountain Pumped Storage Project (No. 2485)
and Turners Falls Hydroelectric Project (No. 1889)

STUDY REPORT
RELICENSING STUDY 3.3.9

0 250 500 1,000 Feet

Appendix B - Velocity in the Turner Falls Impoundment 5 km Upstream and 5 km Downstream of the Northfield Tailrace

Scenario 16 - Map 3
75% Exceedance Flow (4,900 cfs), 4 Units Pumping (15,200 cfs), 185 WSEL at Dam

Copyright © 2015 FirstLight Power Resources All rights reserved.

Path: W:\gis\studies\3_3_09\maps\appendix_b\velocity_vectors.mxd

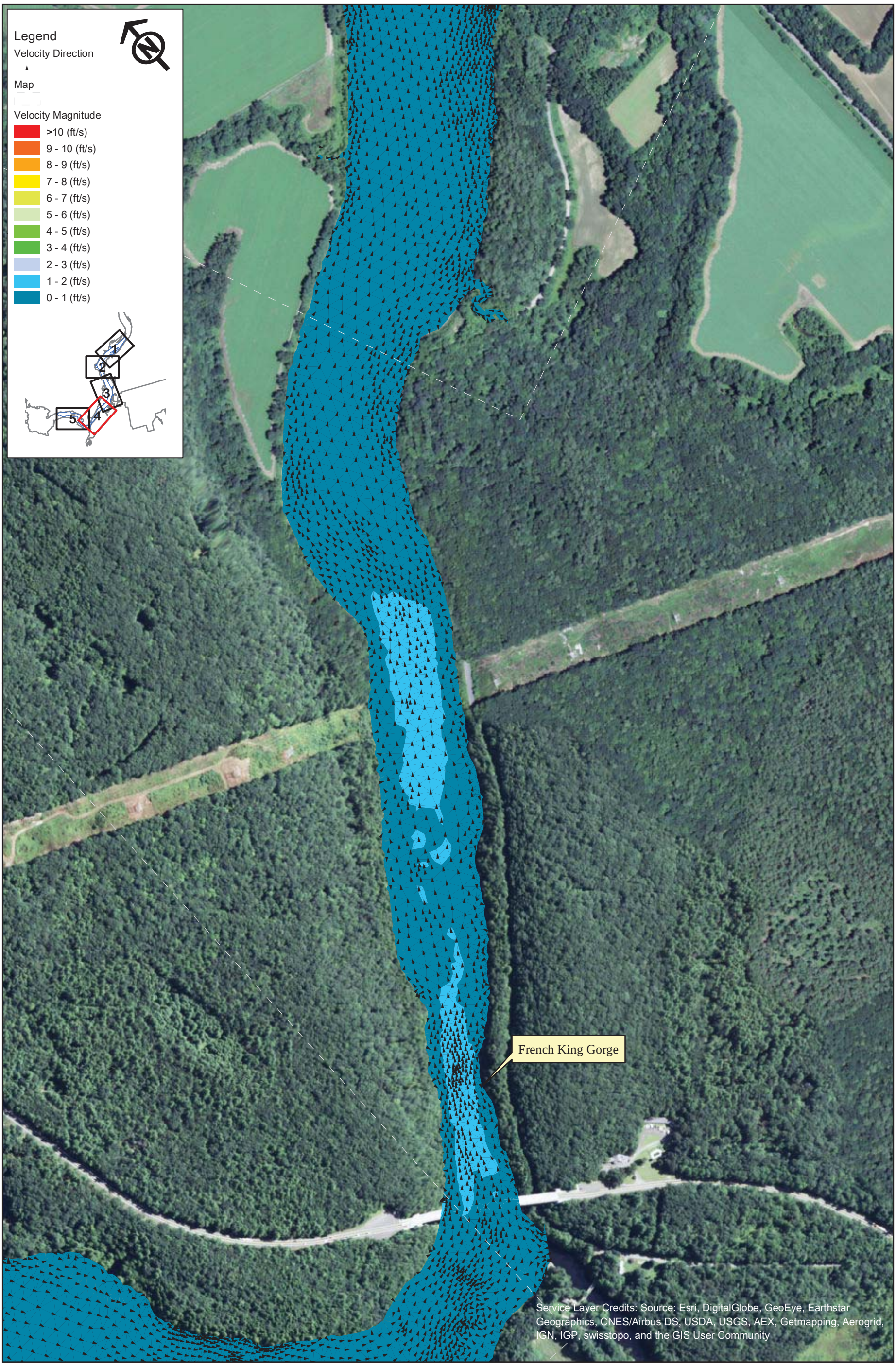

FirstLight GDF SUEZ

Northfield Mountain Pumped Storage Project (No. 2485)
and Turners Falls Hydroelectric Project (No. 1889)

STUDY REPORT
RELICENSING STUDY 3.3.9

0 250 500 1,000 Feet

Appendix B - Velocity in the Turner Falls Impoundment 5 km Upstream and 5 km Downstream of the Northfield Tailrace

Scenario 16 - Map 4
75% Exceedance Flow (4,900 cfs), 4 Units Pumping (15,200 cfs), 185 WSEL at Dam

Copyright © 2015 FirstLight Power Resources All rights reserved.

Path: W:\gis\studies\3_3_09\maps\appendix_b\velocity_vectors.mxd

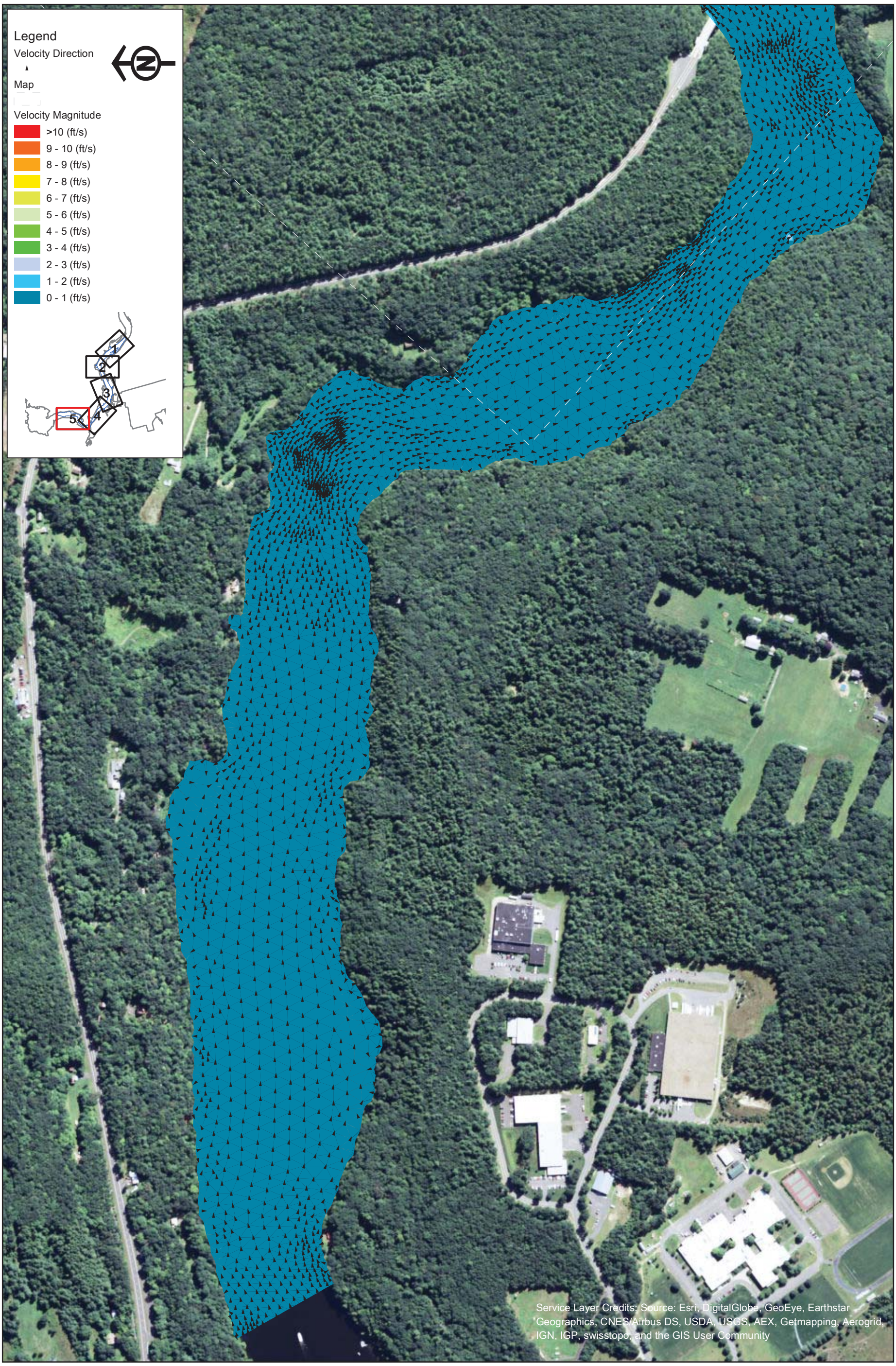

FirstLight GDF SUEZ

Northfield Mountain Pumped Storage Project (No. 2485)
and Turners Falls Hydroelectric Project (No. 1889)

STUDY REPORT
RELICENSING STUDY 3.3.9

0 250 500 1,000 Feet

Appendix B - Velocity in the Turner Falls Impoundment 5 km Upstream and 5 km Downstream of the Northfield Tailrace

Scenario 16 - Map 5
75% Exceedance Flow (4,900 cfs), 4 Units Pumping (15,200 cfs), 185 WSEL at Dam

Copyright © 2015 FirstLight Power Resources All rights reserved.

Path: W:\gis\studies\3_3_09\maps\appendix_b\velocity_vectors.mxd

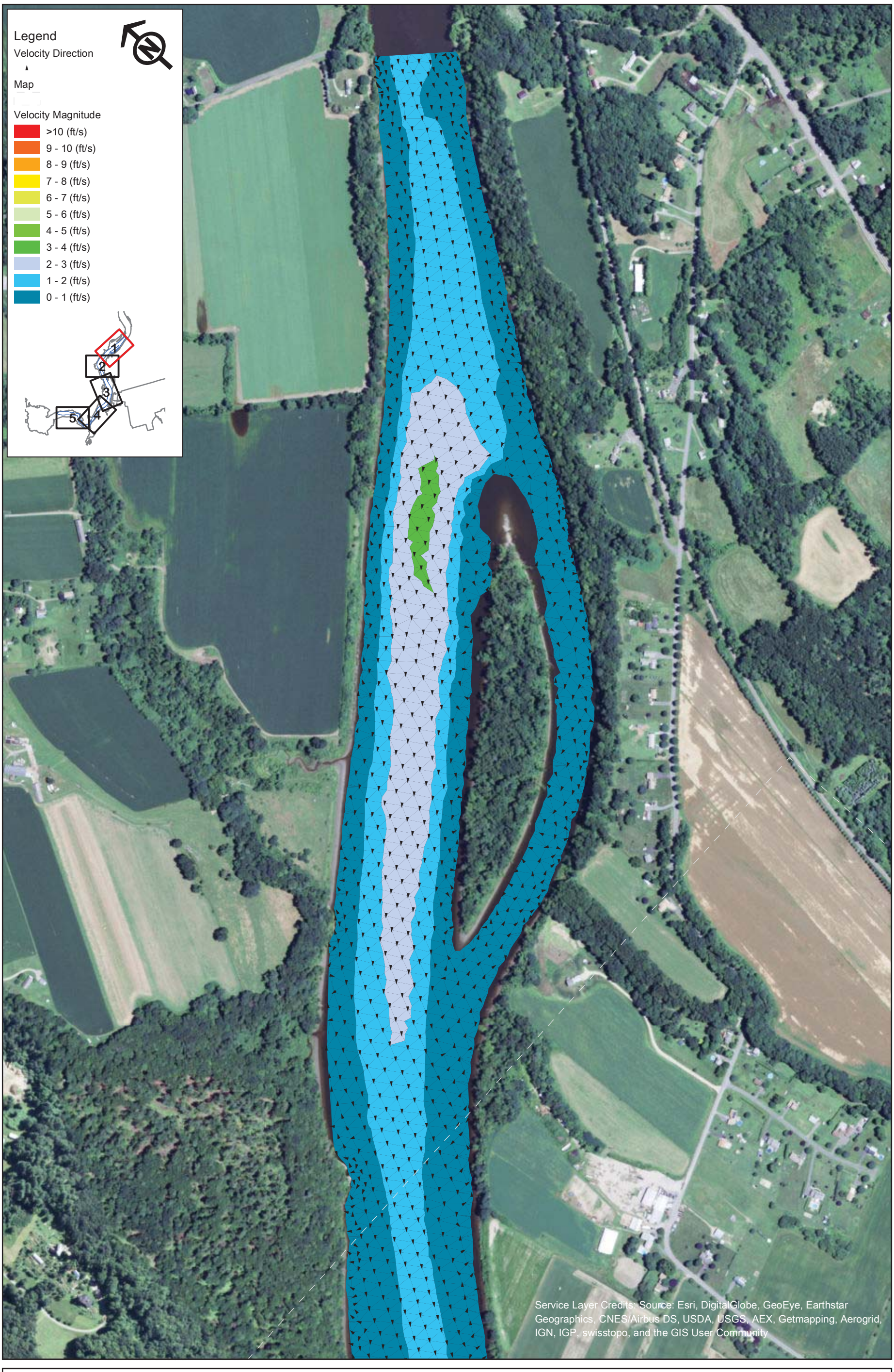

FirstLight
GDF SUEZ

Northfield Mountain Pumped Storage Project (No. 2485)
and Turners Falls Hydroelectric Project (No. 1889)

STUDY REPORT
RELICENSING STUDY 3.3.9

0 250 500 1,000 Feet

Appendix B - Velocity in the Turner Falls Impoundment 5 km Upstream and 5 km Downstream of the Northfield Tailrace

Scenario 17 - Map 1
50% Exceedance Flow (8,440 cfs), 2 Units Generating (10,000 cfs), 176 WSEL at Dam

Copyright © 2015 FirstLight Power Resources All rights reserved.

Path: W:\gis\studies\3_3_09\maps\appendix_b\velocity_vectors.mxd

7 - 8 (ft/s)

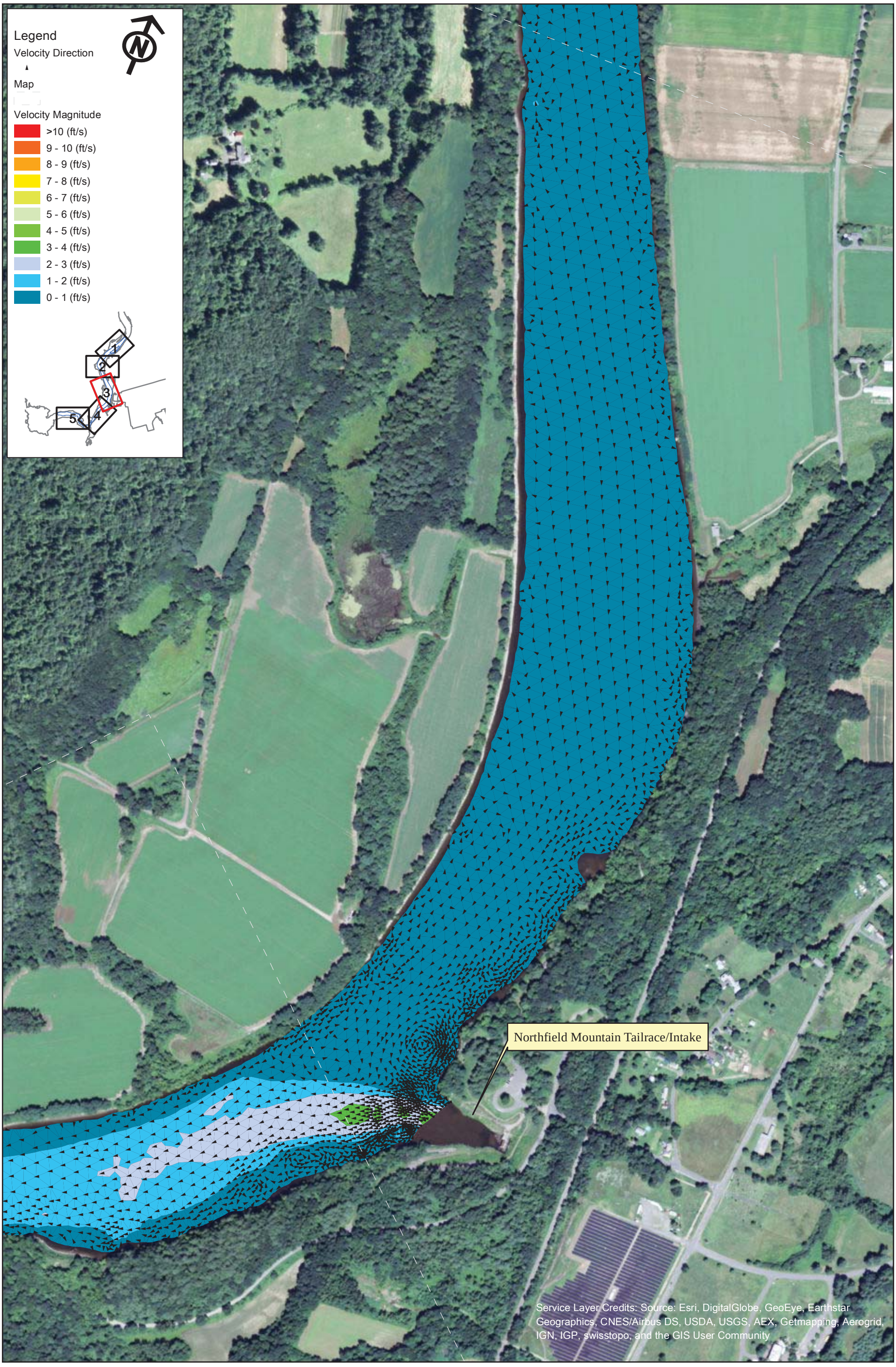

FirstLight
GDF SUEZ

Copyright © 2015 FirstLight Power Resources All rights reserved.

Northfield Mountain Pumped Storage Project (No. 2485)
and Turners Falls Hydroelectric Project (No. 1889)

STUDY REPORT
RELICENSING STUDY 3.3.9

0 250 500 1,000 Feet

Appendix B - Velocity in the Turner Falls Impoundment 5 km Upstream and 5 km Downstream of the Northfield Tailrace

Scenario 17 - Map 3
50% Exceedance Flow (8,440 cfs), 2 Units Generating (10,000 cfs), 176 WSEL at Dam

Path: W:\gis\studies\3_3_09\maps\appendix_b\velocity_vectors.mxd

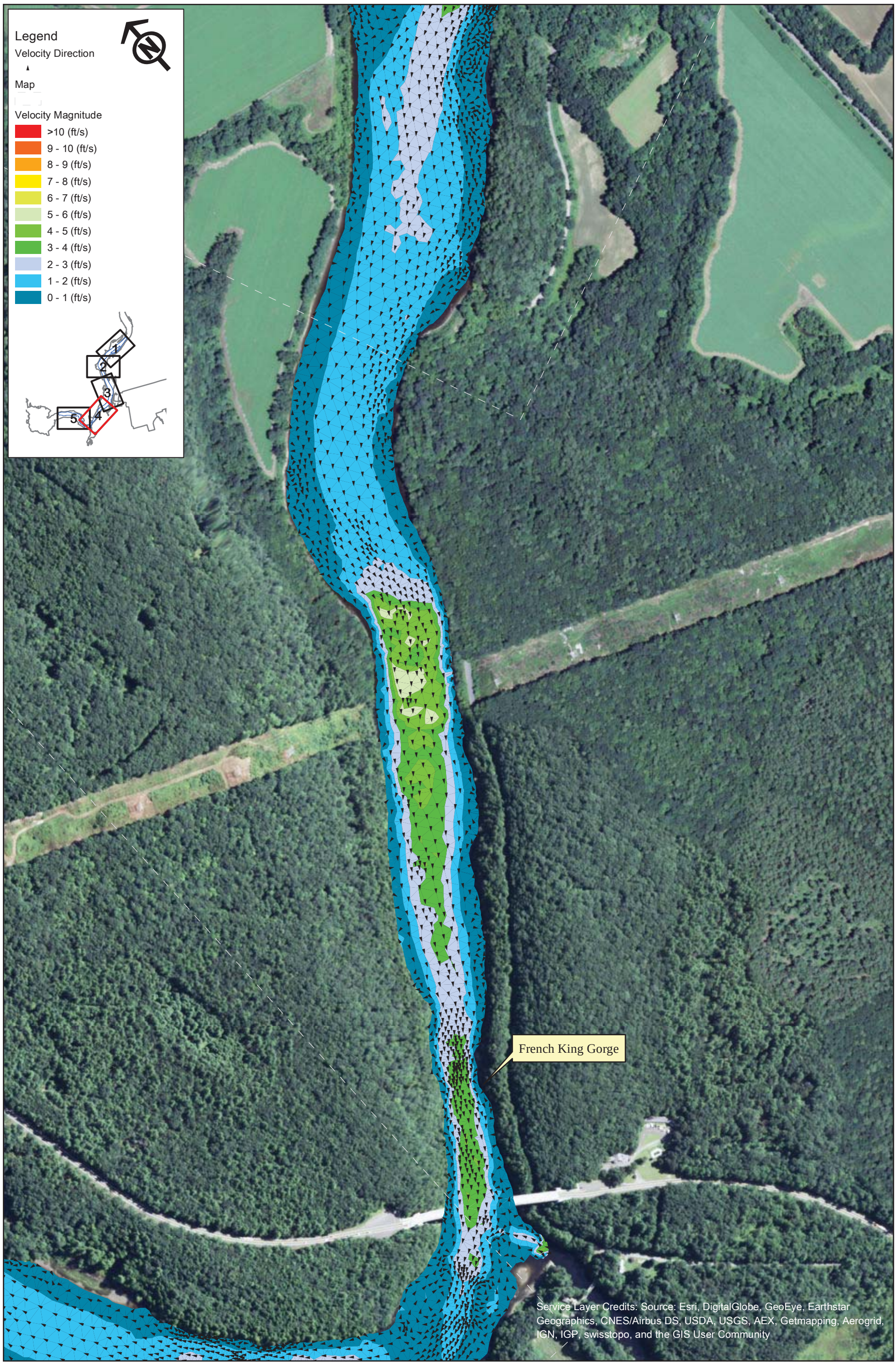

FirstLight GDF SUEZ

Northfield Mountain Pumped Storage Project (No. 2485)
and Turners Falls Hydroelectric Project (No. 1889)

STUDY REPORT
RELICENSING STUDY 3.3.9

0 250 500 1,000 Feet

Appendix B - Velocity in the Turner Falls Impoundment 5 km Upstream and 5 km Downstream of the Northfield Tailrace

Scenario 17 - Map 4
50% Exceedance Flow (8,440 cfs), 2 Units Generating (10,000 cfs), 176 WSEL at Dam

Copyright © 2015 FirstLight Power Resources All rights reserved.

Path: W:\gis\studies\3_3_09\maps\appendix_b\velocity_vectors.mxd

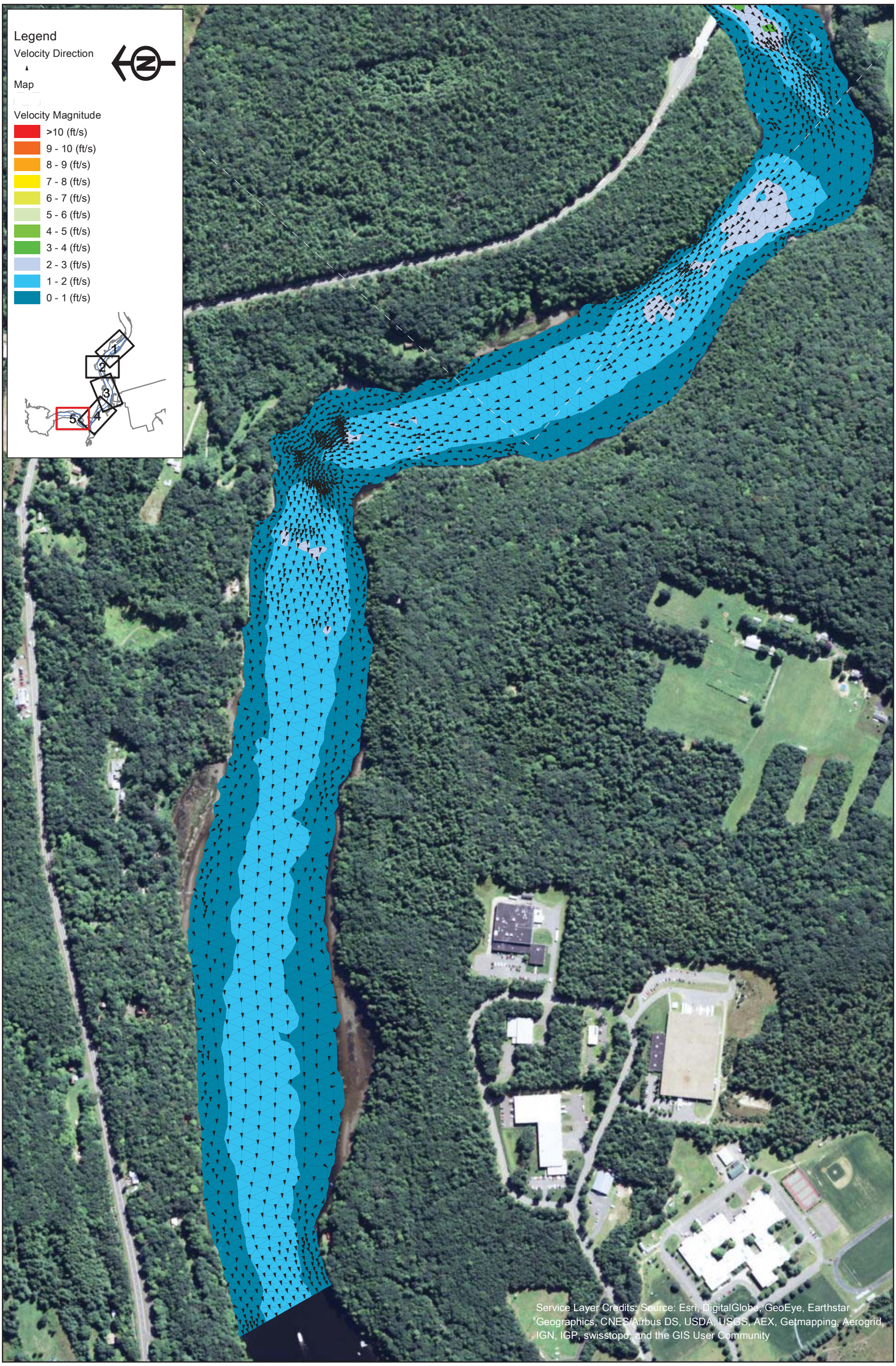

FirstLight GDF SUEZ

Northfield Mountain Pumped Storage Project (No. 2485)
and Turners Falls Hydroelectric Project (No. 1889)

STUDY REPORT
RELICENSING STUDY 3.3.9

0 250 500 1,000 Feet

Appendix B - Velocity in the Turner Falls Impoundment 5 km Upstream and 5 km Downstream of the Northfield Tailrace

Scenario 17 - Map 5
50% Exceedance Flow (8,440 cfs), 2 Units Generating (10,000 cfs), 176 WSEL at Dam

Copyright © 2015 FirstLight Power Resources All rights reserved.

Path: W:\gis\studies\3_3_09\maps\appendix_b\velocity_vectors.mxd

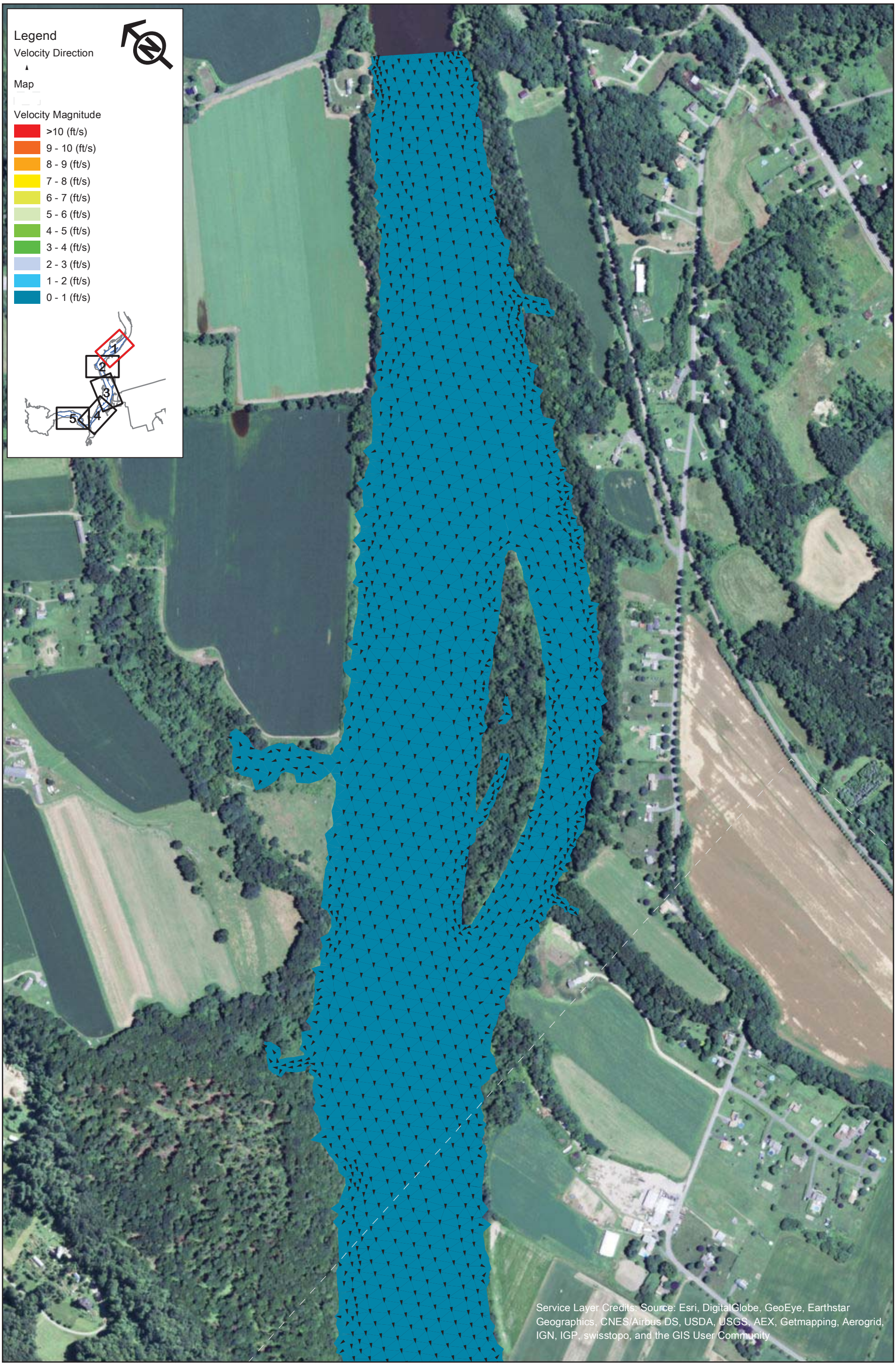

FirstLight
GDF SUEZ

Northfield Mountain Pumped Storage Project (No. 2485)
and Turners Falls Hydroelectric Project (No. 1889)

STUDY REPORT
RELICENSING STUDY 3.3.9

0 250 500 1,000 Feet

Appendix B - Velocity in the Turner Falls Impoundment 5 km Upstream and 5 km Downstream of the Northfield Tailrace

Scenario 18 - Map 1
50% Exceedance Flow (8,440 cfs), 2 Units Generating (10,000 cfs), 185 WSEL at Dam

Copyright © 2015 FirstLight Power Resources All rights reserved.

Path: W:\gis\studies\3_3_09\maps\appendix_b\velocity_vectors.mxd

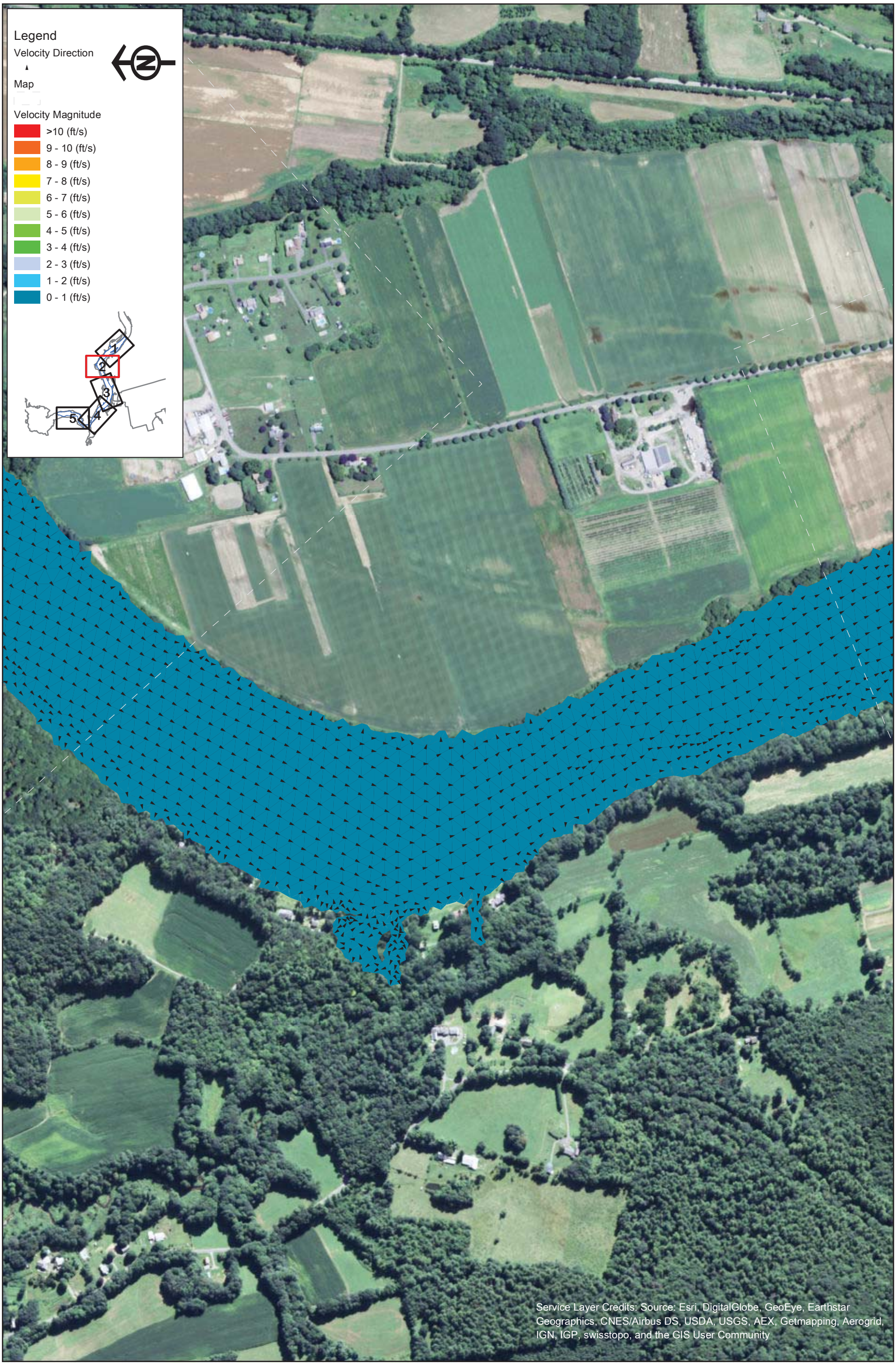

FirstLight GDF SUEZ

Northfield Mountain Pumped Storage Project (No. 2485)
and Turners Falls Hydroelectric Project (No. 1889)

STUDY REPORT
RELICENSING STUDY 3.3.9

0 250 500 1,000 Feet

Appendix B - Velocity in the Turner Falls Impoundment 5 km Upstream and 5 km Downstream of the Northfield Tailrace

Scenario 18 - Map 2
50% Exceedance Flow (8,440 cfs), 2 Units Generating (10,000 cfs), 185 WSEL at Dam

Copyright © 2015 FirstLight Power Resources All rights reserved.

Path: W:\gis\studies\3_3_09\maps\appendix_b\velocity_vectors.mxd

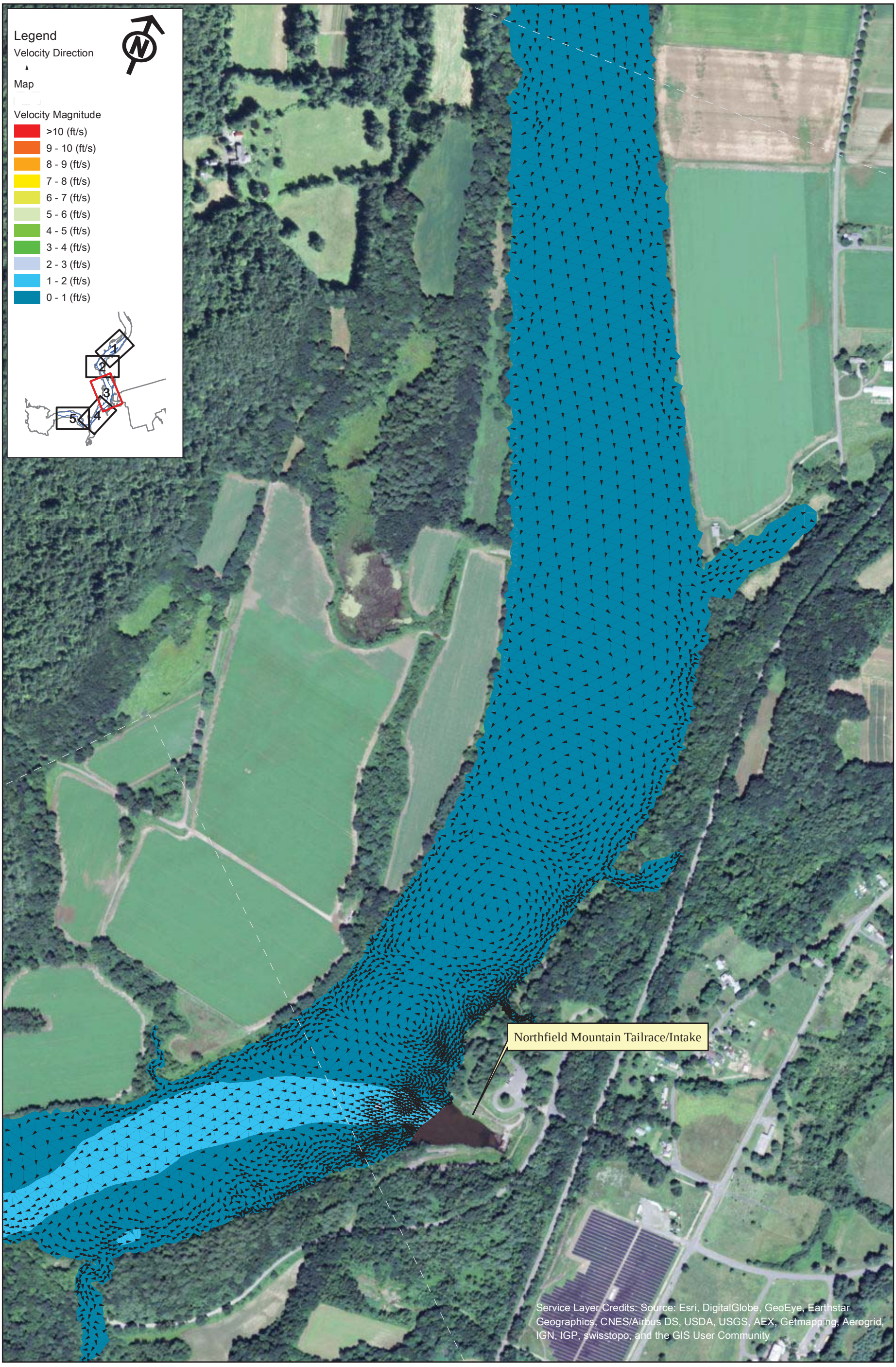

FirstLight
GDF SUEZ

Copyright © 2015 FirstLight Power Resources All rights reserved.

Northfield Mountain Pumped Storage Project (No. 2485)
and Turners Falls Hydroelectric Project (No. 1889)

STUDY REPORT
RELICENSING STUDY 3.3.9

0 250 500 1,000 Feet

Appendix B - Velocity in the Turner Falls Impoundment 5 km Upstream and 5 km Downstream of the Northfield Tailrace

Scenario 18 - Map 3
50% Exceedance Flow (8,440 cfs), 2 Units Generating (10,000 cfs), 185 WSEL at Dam

Path: W:\gis\studies\3_3_09\maps\appendix_b\velocity_vectors.mxd

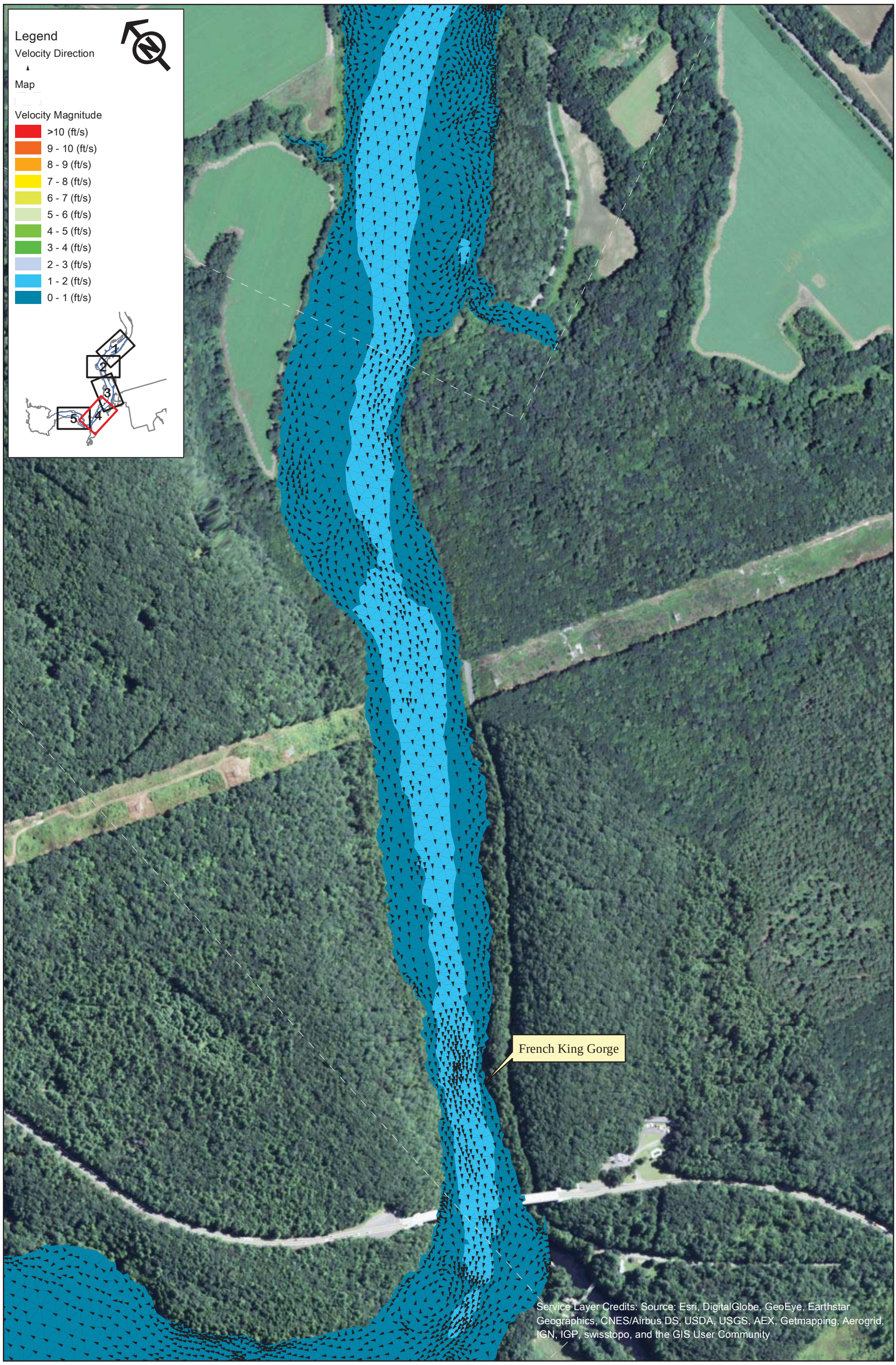

FirstLight
GDF SUEZ

Copyright © 2015 FirstLight Power Resources All rights reserved.

Northfield Mountain Pumped Storage Project (No. 2485)
and Turners Falls Hydroelectric Project (No. 1889)

STUDY REPORT
RELICENSING STUDY 3.3.9

0 250 500 1,000 Feet

Appendix B - Velocity in the Turner Falls Impoundment 5 km Upstream and 5 km Downstream of the Northfield Tailrace

Scenario 18 - Map 4
50% Exceedance Flow (8,440 cfs), 2 Units Generating (10,000 cfs), 185 WSEL at Dam

Path: W:\gis\studies\3_3_09\maps\appendix_b\velocity_vectors.mxd

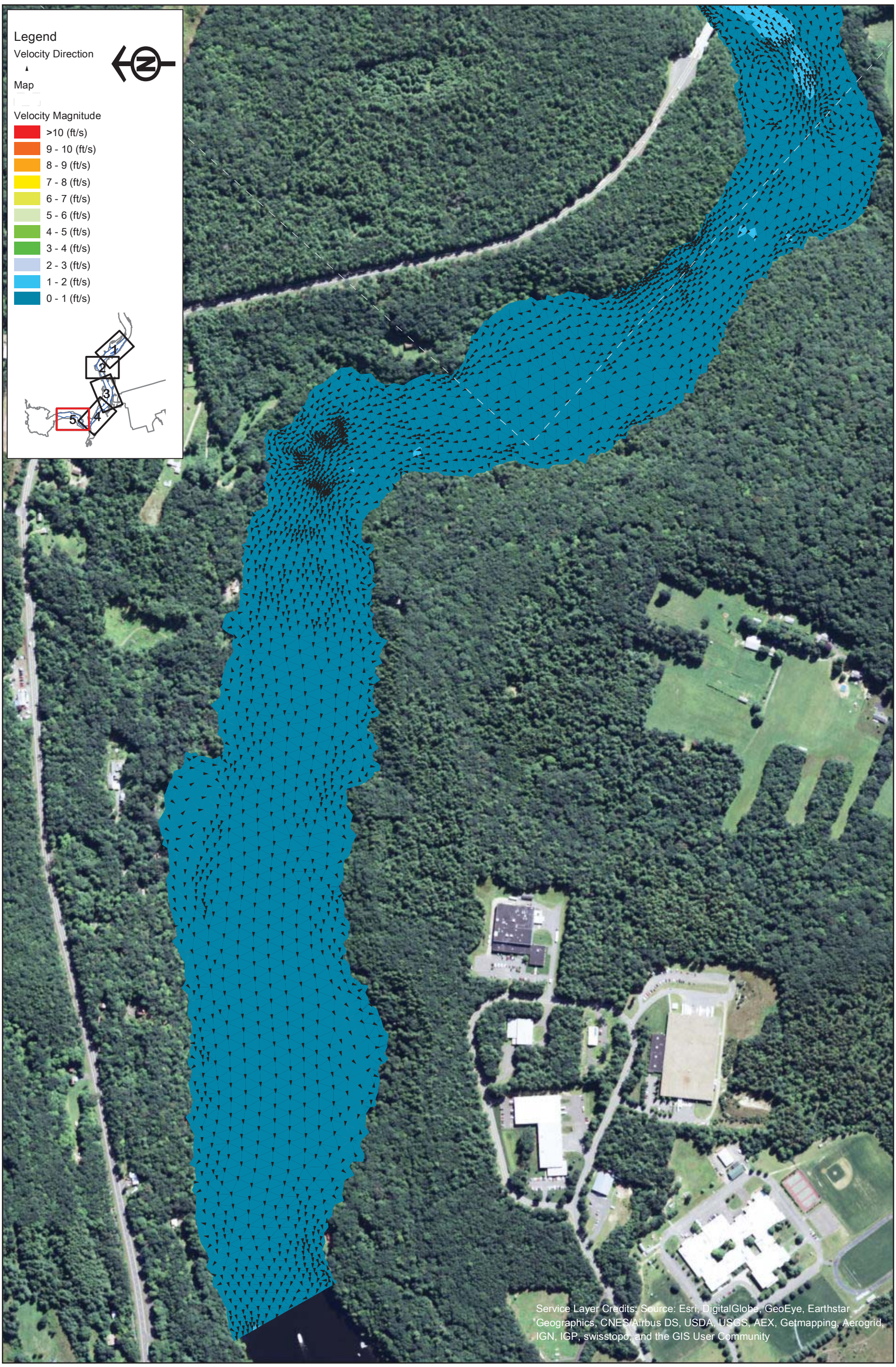

FirstLight GDF SUEZ

Northfield Mountain Pumped Storage Project (No. 2485)
and Turners Falls Hydroelectric Project (No. 1889)

STUDY REPORT
RELICENSING STUDY 3.3.9

0 250 500 1,000 Feet

Appendix B - Velocity in the Turner Falls Impoundment 5 km Upstream and 5 km Downstream of the Northfield Tailrace

Scenario 18 - Map 5
50% Exceedance Flow (8,440 cfs), 2 Units Generating (10,000 cfs), 185 WSEL at Dam

Copyright © 2015 FirstLight Power Resources All rights reserved.

Path: W:\gis\studies\3_3_09\maps\appendix_b\velocity_vectors.mxd

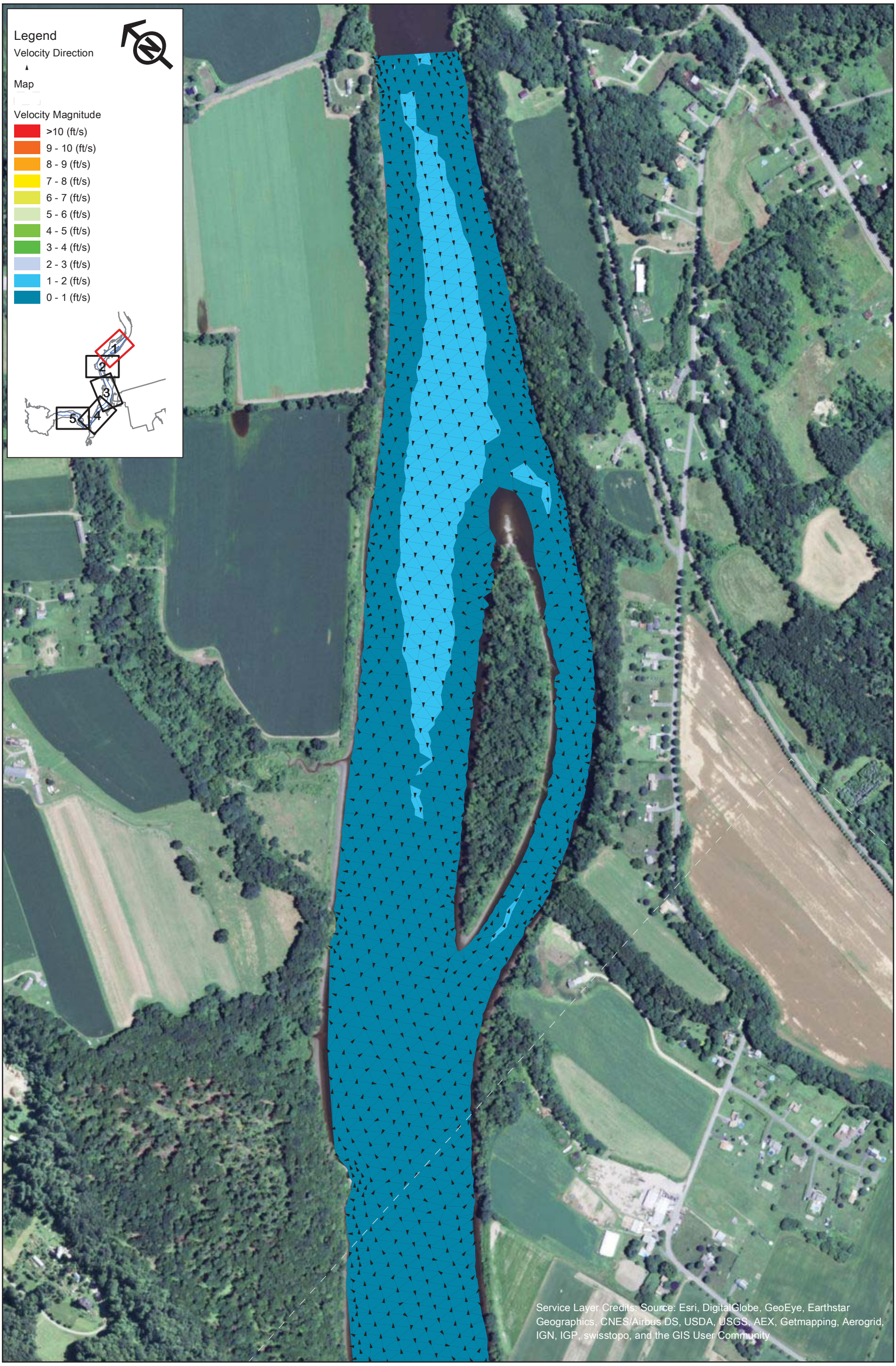

FirstLight
GDF SUEZ

Northfield Mountain Pumped Storage Project (No. 2485)
and Turners Falls Hydroelectric Project (No. 1889)

STUDY REPORT
RELICENSING STUDY 3.3.9

0 250 500 1,000 Feet

Appendix B - Velocity in the Turner Falls Impoundment 5 km Upstream and 5 km Downstream of the Northfield Tailrace

Scenario 19 - Map 1
50% Exceedance Flow (8,440 cfs), 4 Units Generating (20,000 cfs), 176 WSEL at Dam

Copyright © 2015 FirstLight Power Resources All rights reserved.

Path: W:\gis\studies\3_3_09\maps\appendix_b\velocity_vectors.mxd

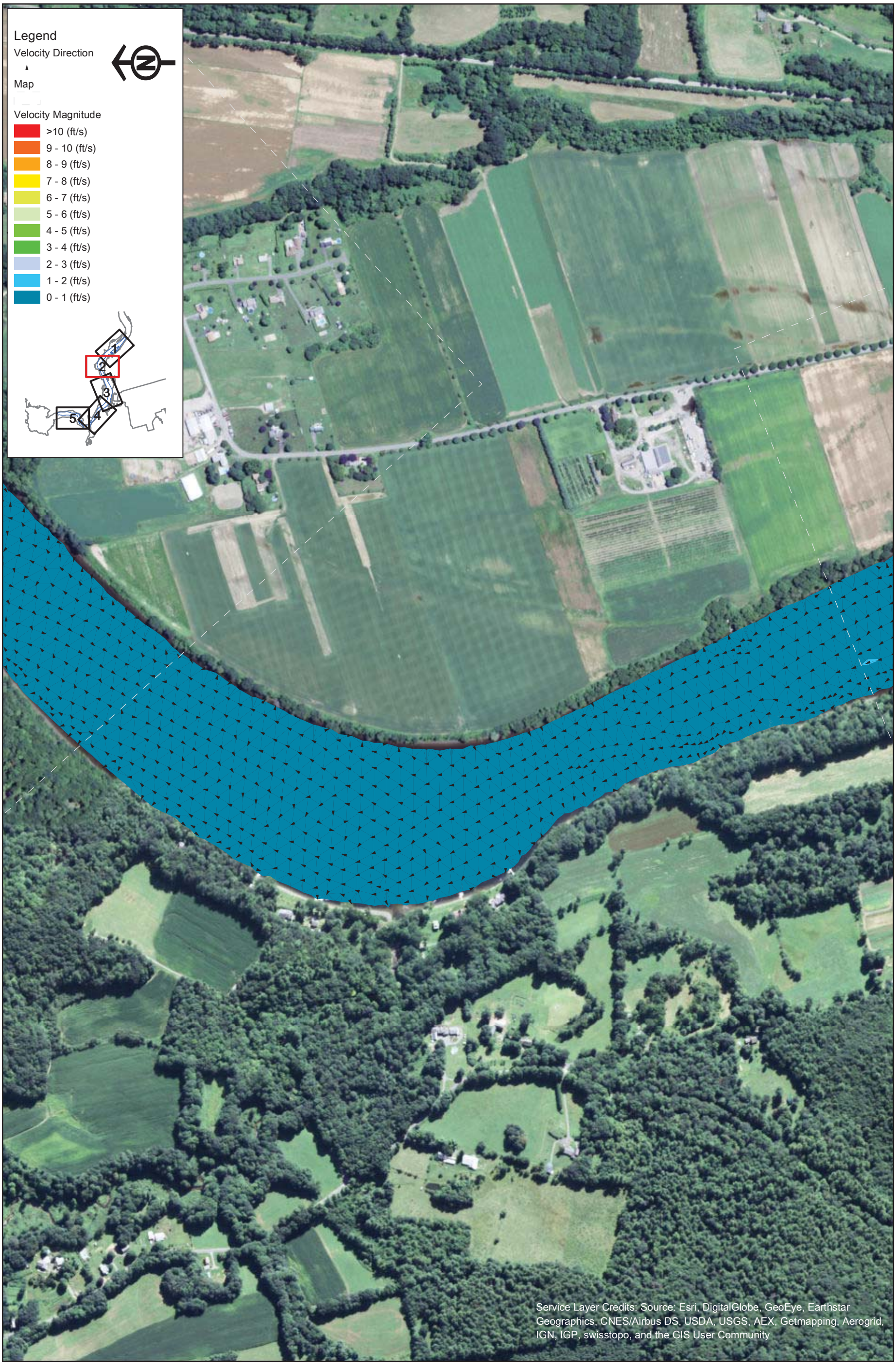

FirstLight GDF SUEZ

Northfield Mountain Pumped Storage Project (No. 2485)
and Turners Falls Hydroelectric Project (No. 1889)

STUDY REPORT
RELICENSING STUDY 3.3.9

0 250 500 1,000 Feet

Appendix B - Velocity in the Turner Falls Impoundment 5 km Upstream and 5 km Downstream of the Northfield Tailrace

Scenario 19 - Map 2
50% Exceedance Flow (8,440 cfs), 4 Units Generating (20,000 cfs), 176 WSEL at Dam

Copyright © 2015 FirstLight Power Resources All rights reserved.

Path: W:\gis\studies\3_3_09\maps\appendix_b\velocity_vectors.mxd

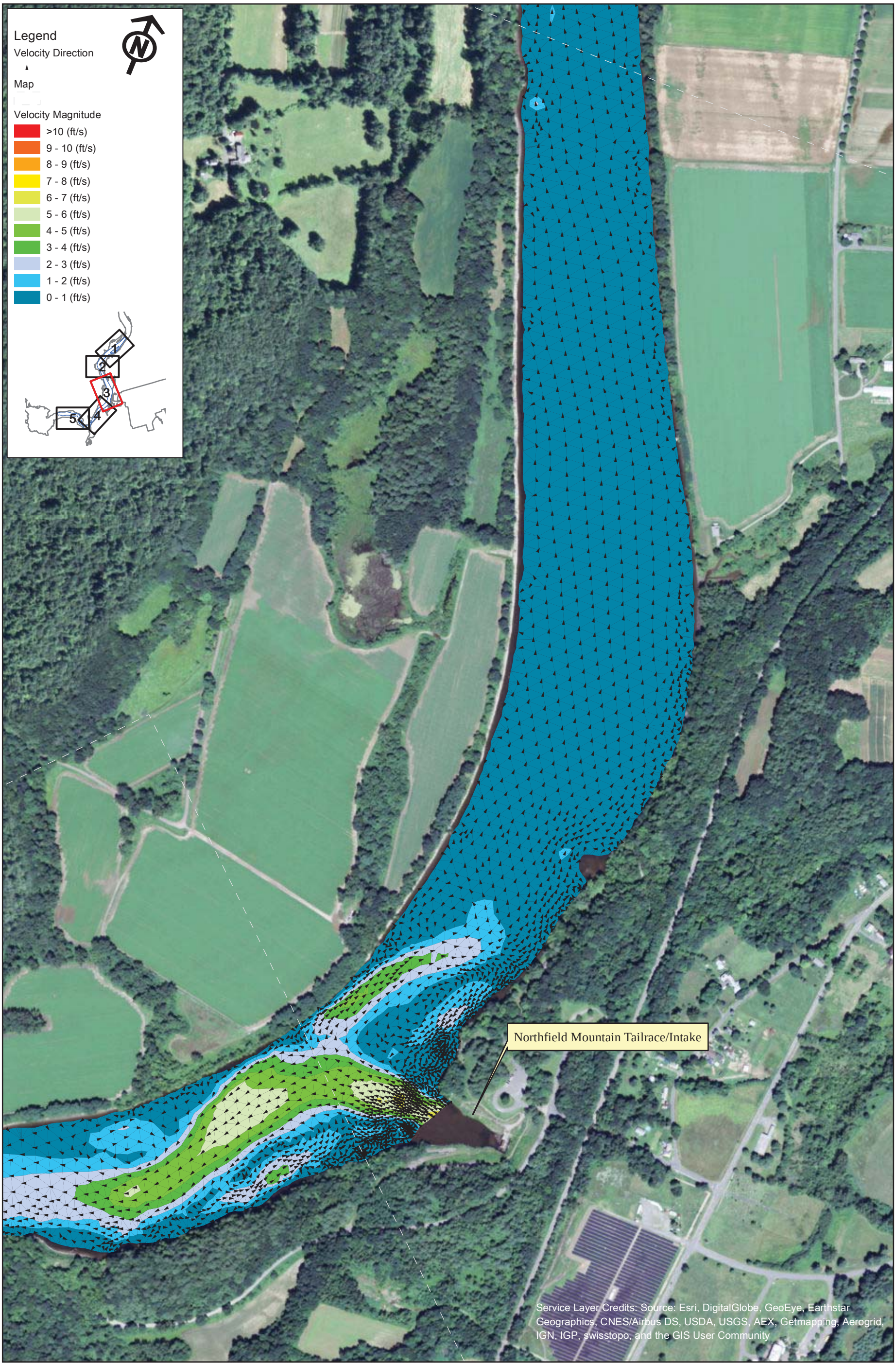

FirstLight
GDF SUEZ

Copyright © 2015 FirstLight Power Resources All rights reserved.

Northfield Mountain Pumped Storage Project (No. 2485)
and Turners Falls Hydroelectric Project (No. 1889)

STUDY REPORT
RELICENSING STUDY 3.3.9

0 250 500 1,000 Feet

Appendix B - Velocity in the Turner Falls Impoundment 5 km Upstream and 5 km Downstream of the Northfield Tailrace

Scenario 19 - Map 3
50% Exceedance Flow (8,440 cfs), 4 Units Generating (20,000 cfs), 176 WSEL at Dam

Path: W:\gis\studies\3_3_09\maps\appendix_b\velocity_vectors.mxd

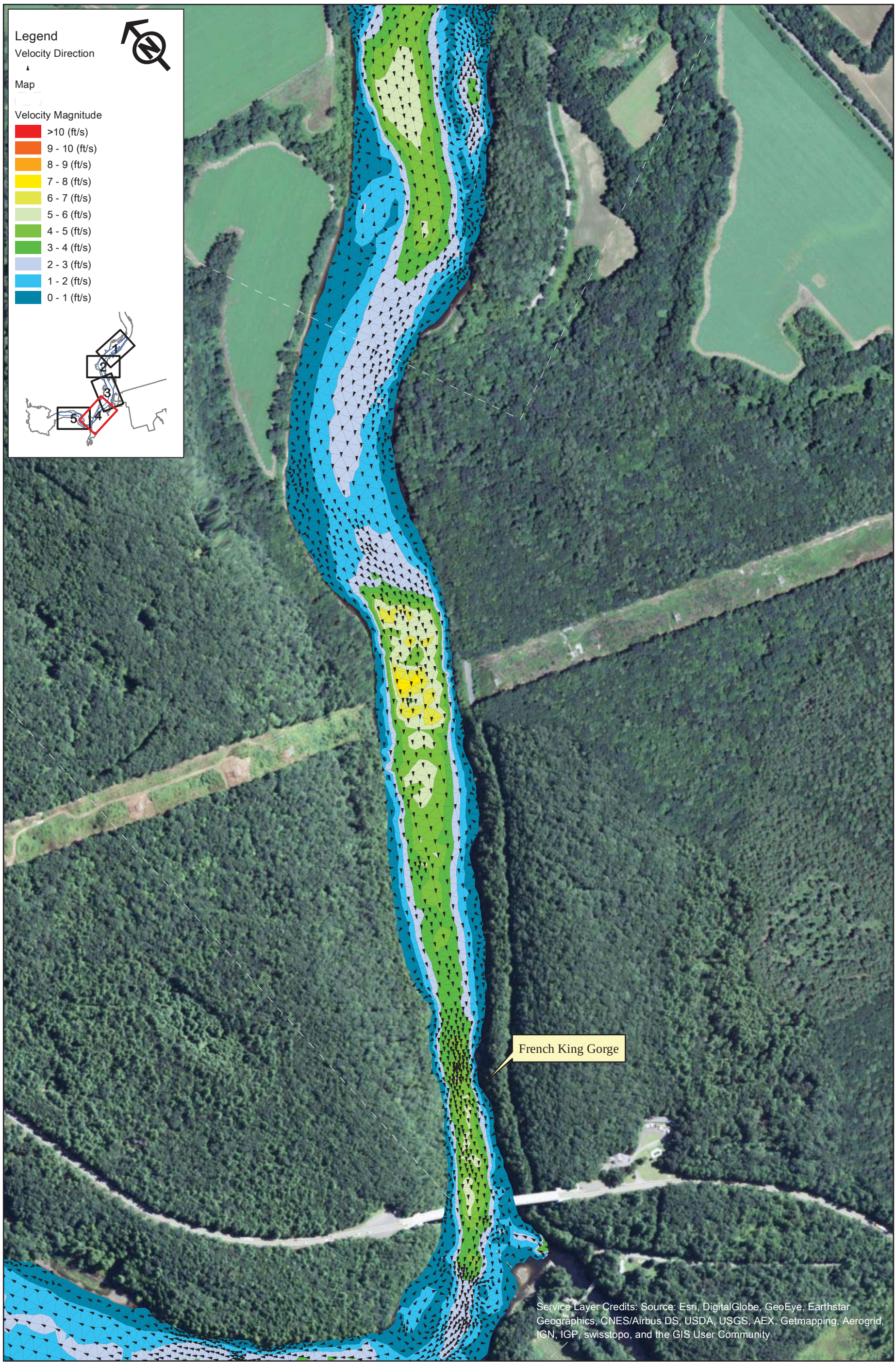

FirstLight
GDF SUEZ

Northfield Mountain Pumped Storage Project (No. 2485)
and Turners Falls Hydroelectric Project (No. 1889)

STUDY REPORT
RELICENSING STUDY 3.3.9

0 250 500 1,000 Feet

Appendix B - Velocity in the Turner Falls Impoundment 5 km Upstream and 5 km Downstream of the Northfield Tailrace

Scenario 19 - Map 4
50% Exceedance Flow (8,440 cfs), 4 Units Generating (20,000 cfs), 176 WSEL at Dam

Copyright © 2015 FirstLight Power Resources All rights reserved.

Path: W:\gis\studies\3_3_09\maps\appendix_b\velocity_vectors.mxd

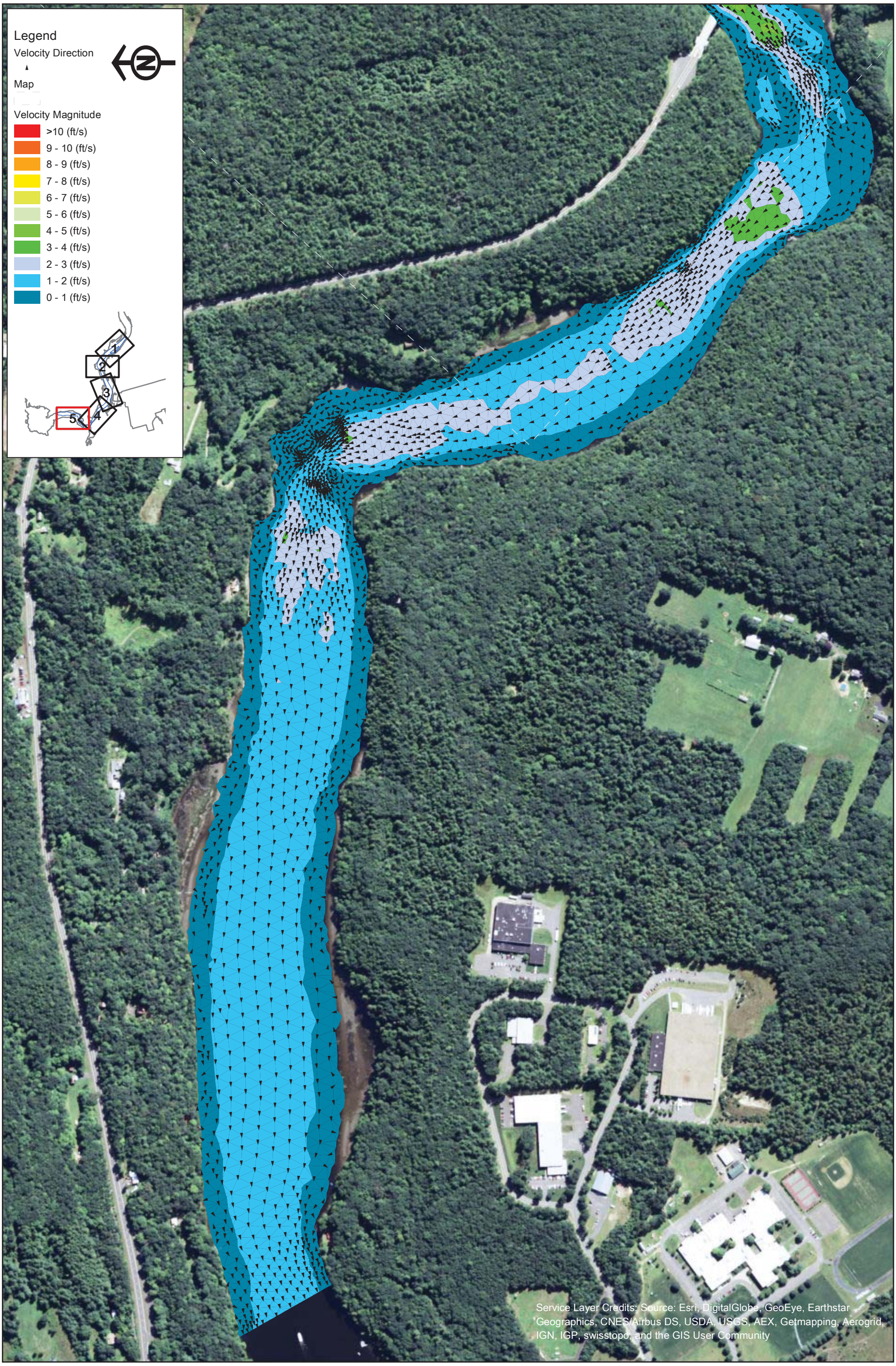

FirstLight
GDF SUEZ

Copyright © 2015 FirstLight Power Resources All rights reserved.

Northfield Mountain Pumped Storage Project (No. 2485)
and Turners Falls Hydroelectric Project (No. 1889)

STUDY REPORT
RELICENSING STUDY 3.3.9

0 250 500 1,000 Feet

Appendix B - Velocity in the Turner Falls Impoundment 5 km Upstream and 5 km Downstream of the Northfield Tailrace

Scenario 19 - Map 5
50% Exceedance Flow (8,440 cfs), 4 Units Generating (20,000 cfs), 176 WSEL at Dam

Path: W:\gis\studies\3_3_09\maps\appendix_b\velocity_vectors.mxd

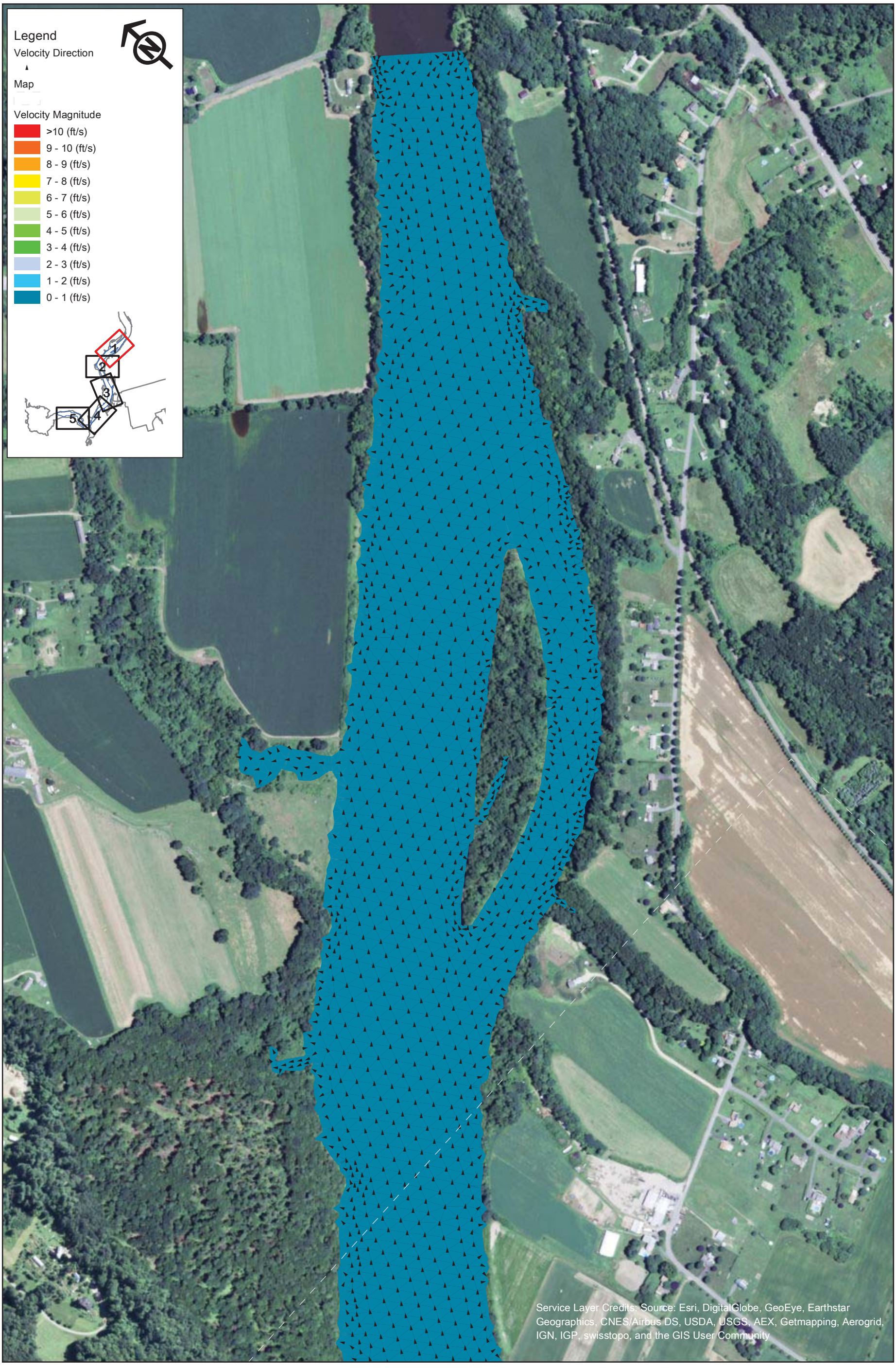

FirstLight
GDF SUEZ

Northfield Mountain Pumped Storage Project (No. 2485)
and Turners Falls Hydroelectric Project (No. 1889)

STUDY REPORT
RELICENSING STUDY 3.3.9

0 250 500 1,000 Feet

Appendix B - Velocity in the Turner Falls Impoundment 5 km Upstream and 5 km Downstream of the Northfield Tailrace

Scenario 20 - Map 1
50% Exceedance Flow (8,440 cfs), 4 Units Generating (20,000 cfs), 185 WSEL at Dam

Copyright © 2015 FirstLight Power Resources All rights reserved.

Path: W:\gis\studies\3_3_09\maps\appendix_b\velocity_vectors.mxd

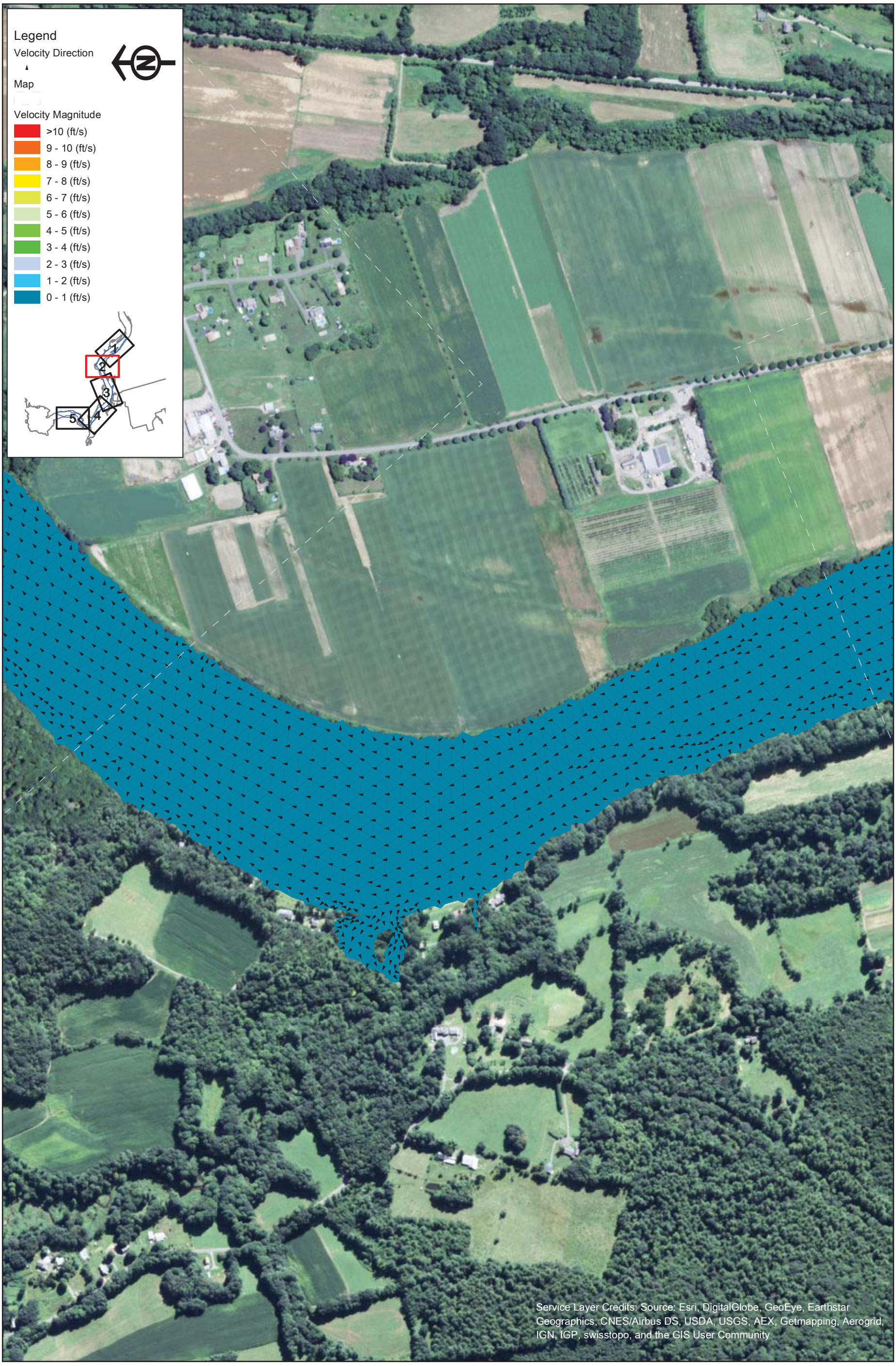

FirstLight GDF SUEZ

Northfield Mountain Pumped Storage Project (No. 2485)
and Turners Falls Hydroelectric Project (No. 1889)

STUDY REPORT
RELICENSING STUDY 3.3.9

0 250 500 1,000 Feet

Appendix B - Velocity in the Turner Falls Impoundment 5 km Upstream and 5 km Downstream of the Northfield Tailrace

Scenario 20 - Map 2
50% Exceedance Flow (8,440 cfs), 4 Units Generating (20,000 cfs), 185 WSEL at Dam

Copyright © 2015 FirstLight Power Resources All rights reserved.

Path: W:\gis\studies\3_3_09\maps\appendix_b\velocity_vectors.mxd

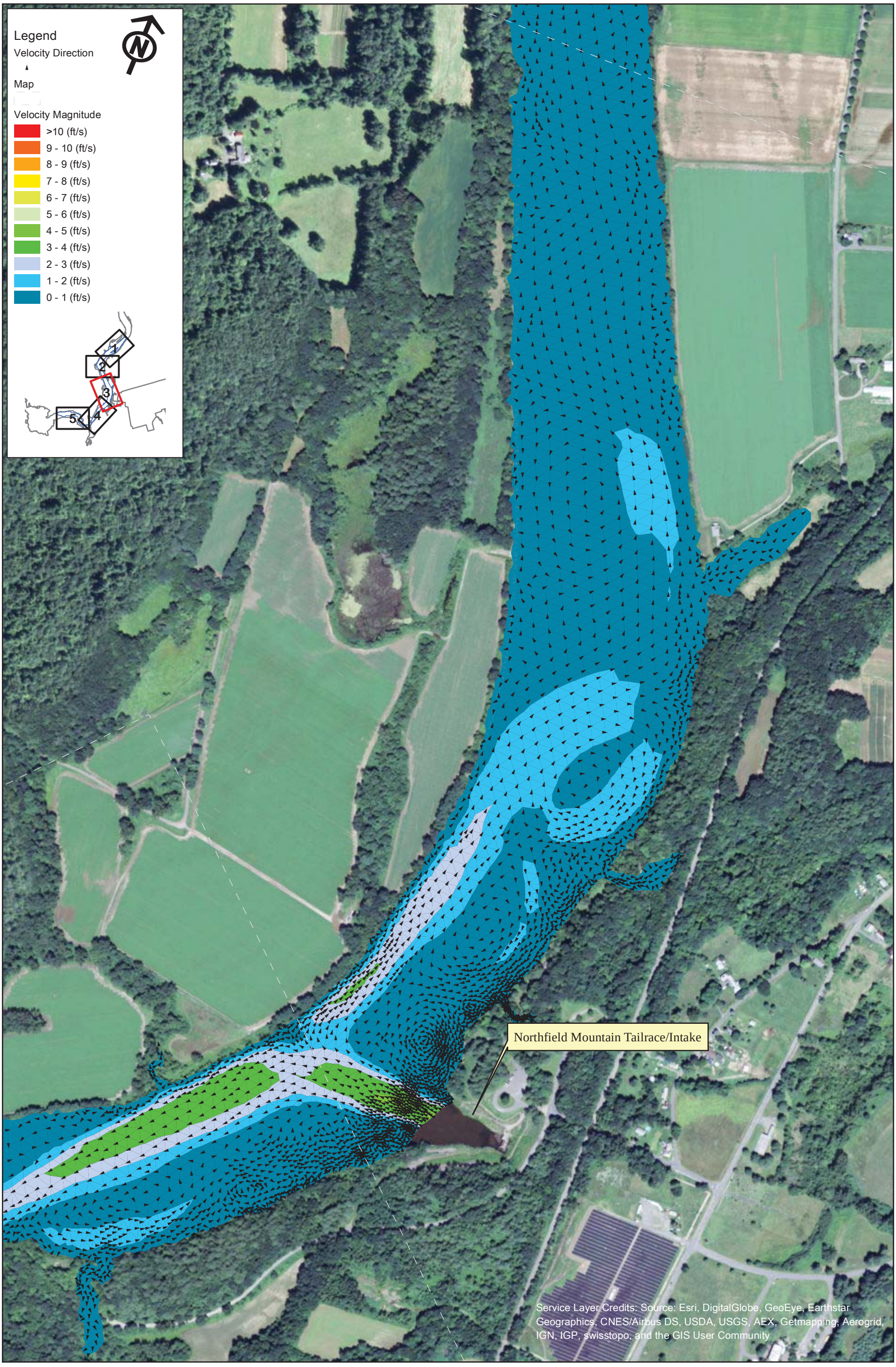

FirstLight
GDF SUEZ

Copyright © 2015 FirstLight Power Resources All rights reserved.

Northfield Mountain Pumped Storage Project (No. 2485)
and Turners Falls Hydroelectric Project (No. 1889)

STUDY REPORT
RELICENSING STUDY 3.3.9

0 250 500 1,000 Feet

Appendix B - Velocity in the Turner Falls Impoundment 5 km Upstream and 5 km Downstream of the Northfield Tailrace

Scenario 20 - Map 3
50% Exceedance Flow (8,440 cfs), 4 Units Generating (20,000 cfs), 185 WSEL at Dam

Path: W:\gis\studies\3_3_09\maps\appendix_b\velocity_vectors.mxd

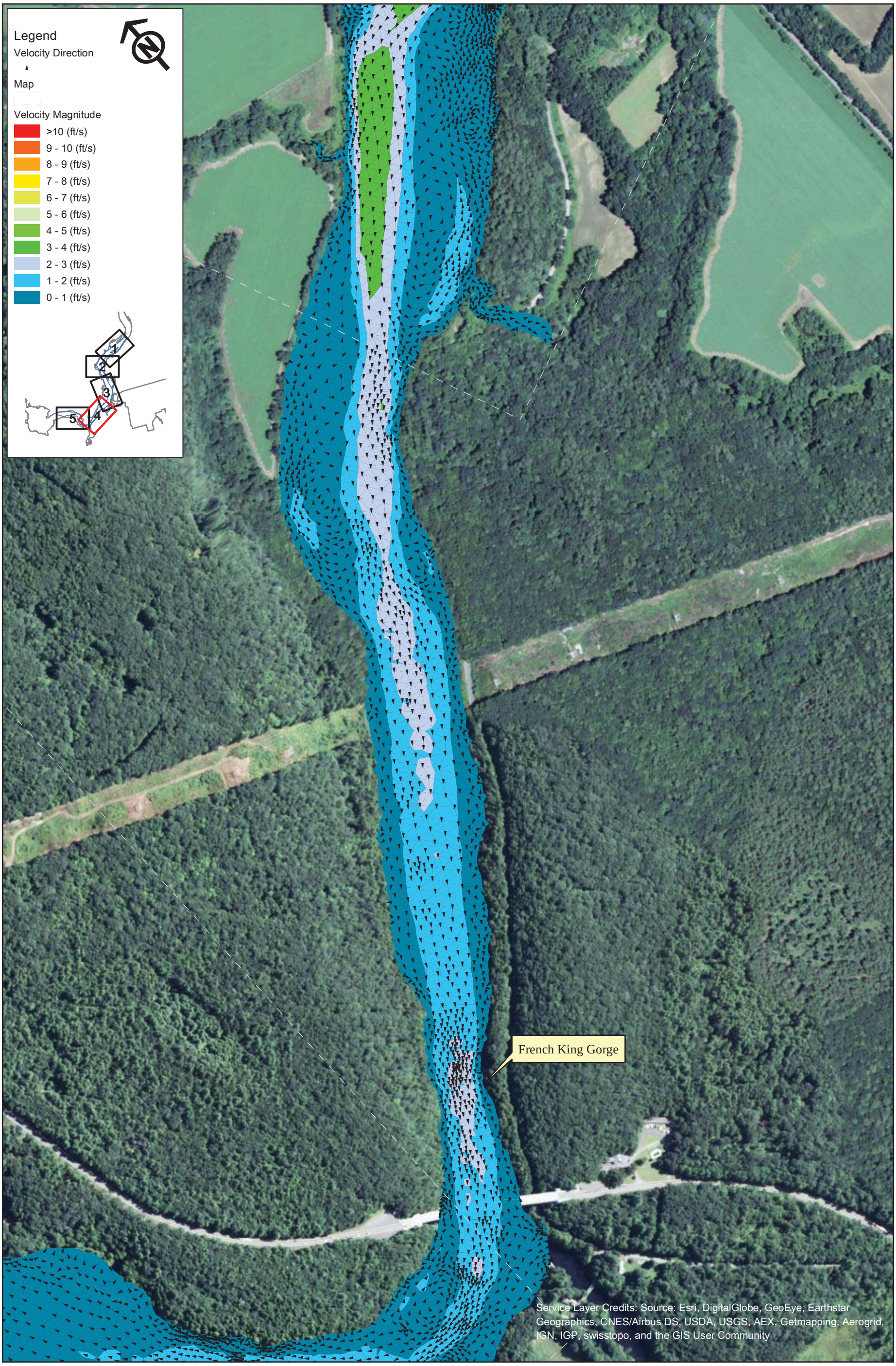

FirstLight GDF SUEZ

Northfield Mountain Pumped Storage Project (No. 2485)
and Turners Falls Hydroelectric Project (No. 1889)

STUDY REPORT
RELICENSING STUDY 3.3.9

0 250 500 1,000 Feet

Appendix B - Velocity in the Turner Falls Impoundment 5 km Upstream and 5 km Downstream of the Northfield Tailrace

Scenario 20 - Map 4
50% Exceedance Flow (8,440 cfs), 4 Units Generating (20,000 cfs), 185 WSEL at Dam

Copyright © 2015 FirstLight Power Resources All rights reserved.

Path: W:\gis\studies\3_3_09\maps\appendix_b\velocity_vectors.mxd

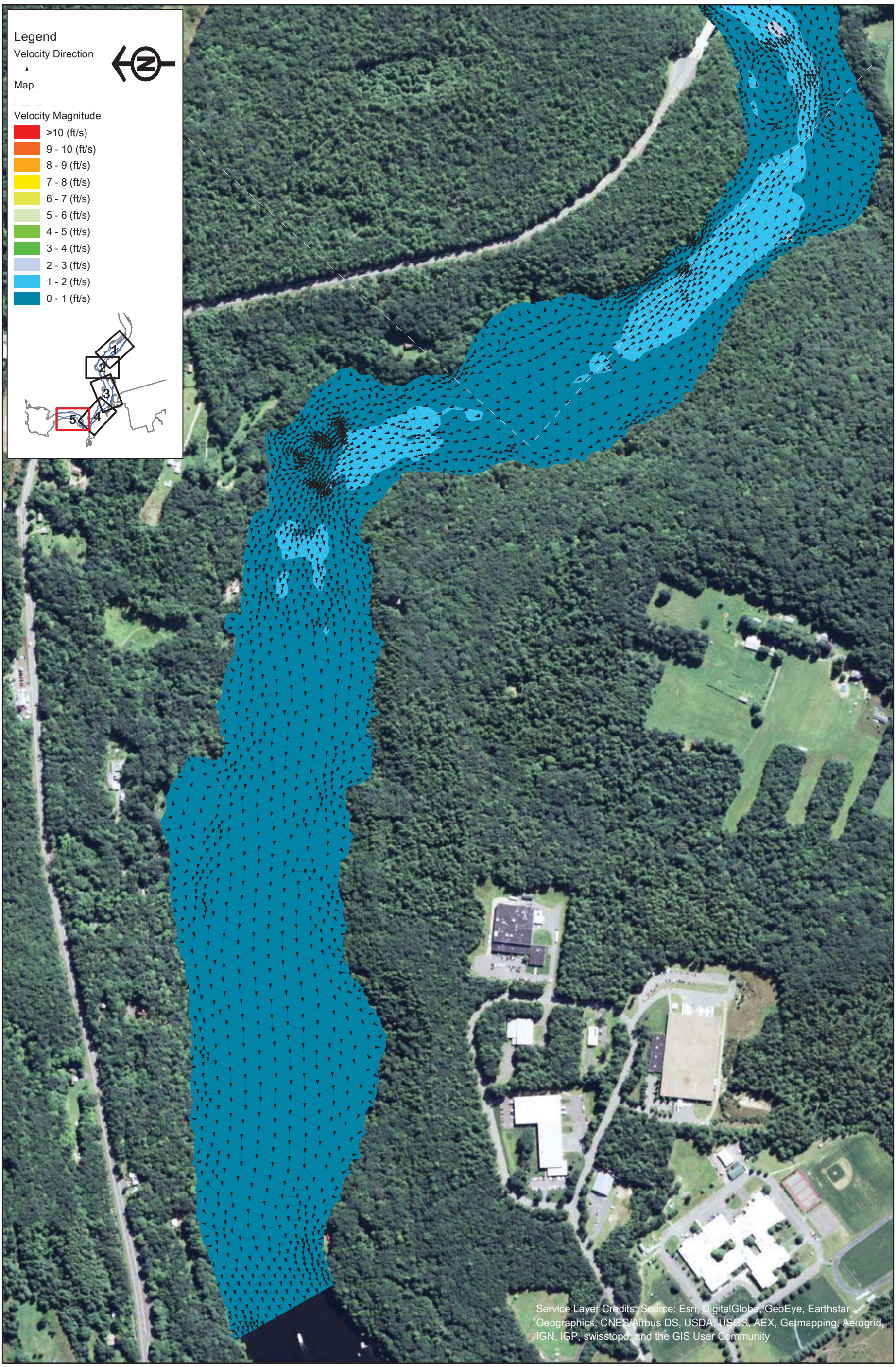

FirstLight GDF SUEZ

Northfield Mountain Pumped Storage Project (No. 2485)
and Turners Falls Hydroelectric Project (No. 1889)

STUDY REPORT
RELICENSING STUDY 3.3.9

0 250 500 1,000 Feet

Appendix B - Velocity in the Turner Falls Impoundment 5 km Upstream and 5 km Downstream of the Northfield Tailrace

Scenario 20 - Map 5
50% Exceedance Flow (8,440 cfs), 4 Units Generating (20,000 cfs), 185 WSEL at Dam

Copyright © 2015 FirstLight Power Resources All rights reserved.

Path: W:\gis\studies\3_3_09\maps\appendix_b\velocity_vectors.mxd

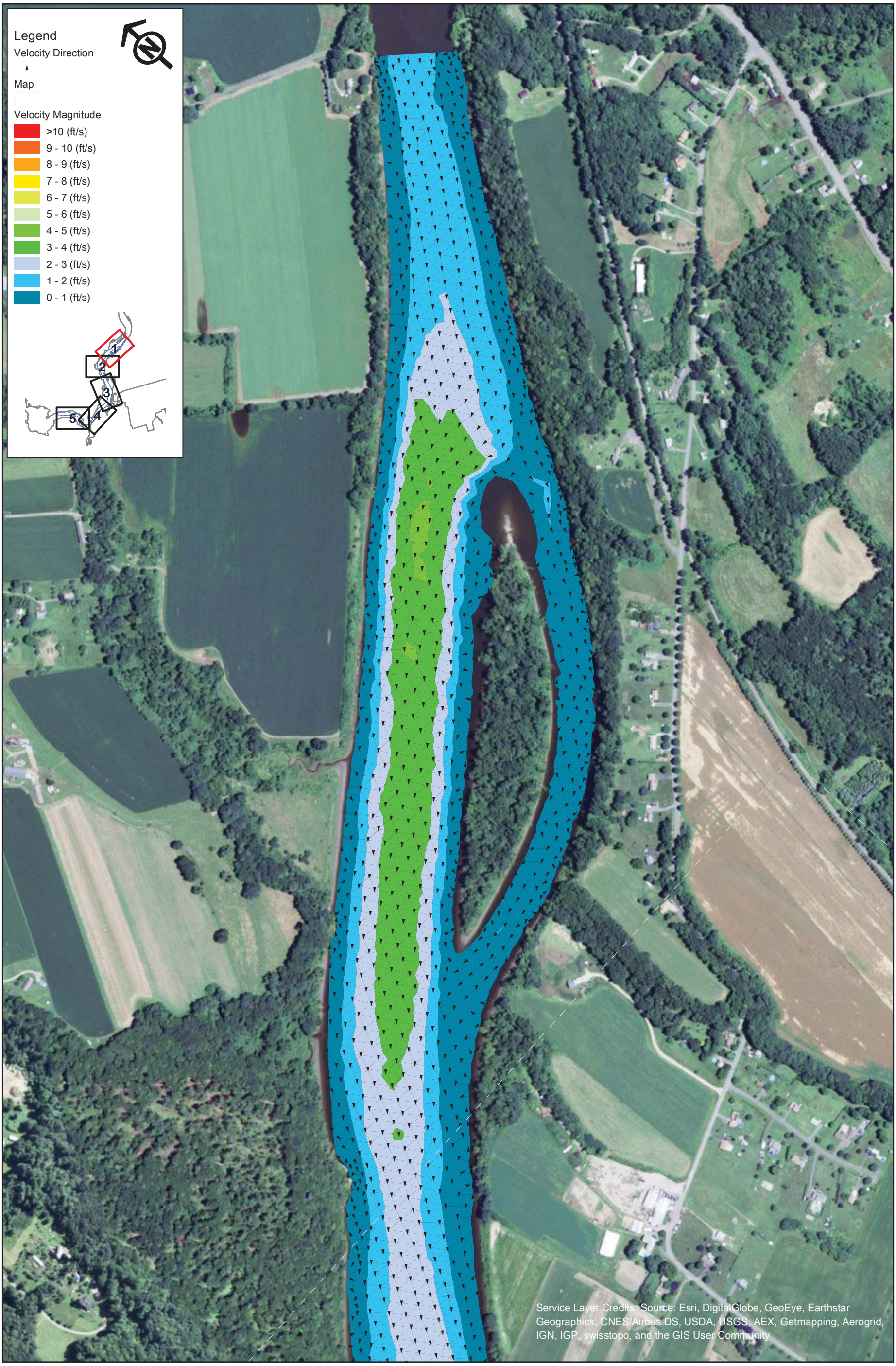

FirstLight
GDF SUEZ

Northfield Mountain Pumped Storage Project (No. 2485)
and Turners Falls Hydroelectric Project (No. 1889)

STUDY REPORT
RELICENSING STUDY 3.3.9

0 250 500 1,000 Feet

Appendix B - Velocity in the Turner Falls Impoundment 5 km Upstream and 5 km Downstream of the Northfield Tailrace

Scenario 21 - Map 1
50% Exceedance Flow (8,440 cfs), 2 Units Pumping (7,600 cfs), 176 WSEL at Dam

Copyright © 2015 FirstLight Power Resources All rights reserved.

Path: W:\gis\studies\3_3_09\maps\appendix_b\velocity_vectors.mxd

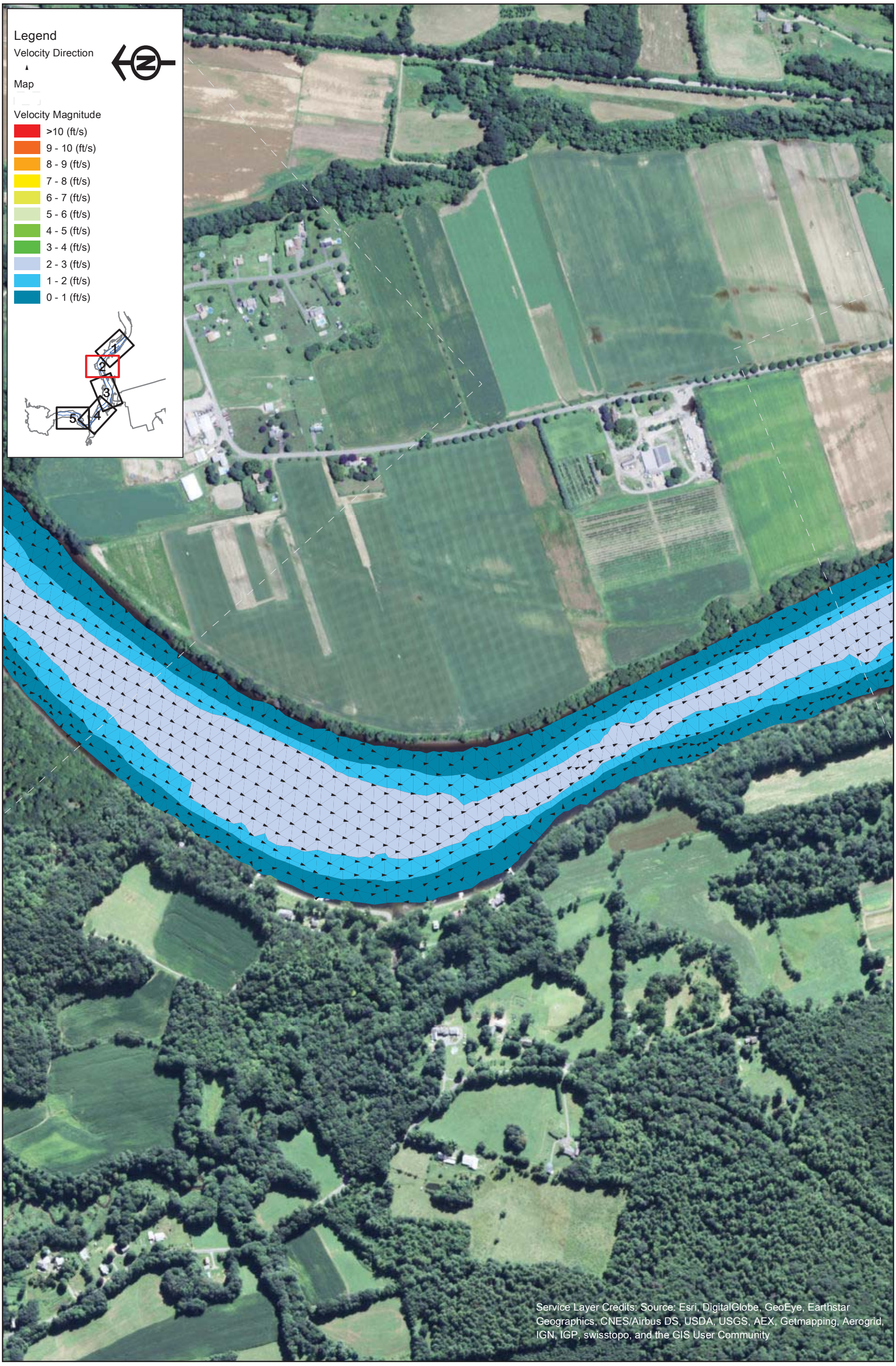

FirstLight GDF SUEZ

Northfield Mountain Pumped Storage Project (No. 2485)
and Turners Falls Hydroelectric Project (No. 1889)

STUDY REPORT
RELICENSING STUDY 3.3.9

0 250 500 1,000 Feet

Appendix B - Velocity in the Turner Falls Impoundment 5 km Upstream and 5 km Downstream of the Northfield Tailrace

Scenario 21 - Map 2
50% Exceedance Flow (8,440 cfs), 2 Units Pumping (7,600 cfs), 176 WSEL at Dam

Copyright © 2015 FirstLight Power Resources All rights reserved.

Path: W:\gis\studies\3_3_09\maps\appendix_b\velocity_vectors.mxd

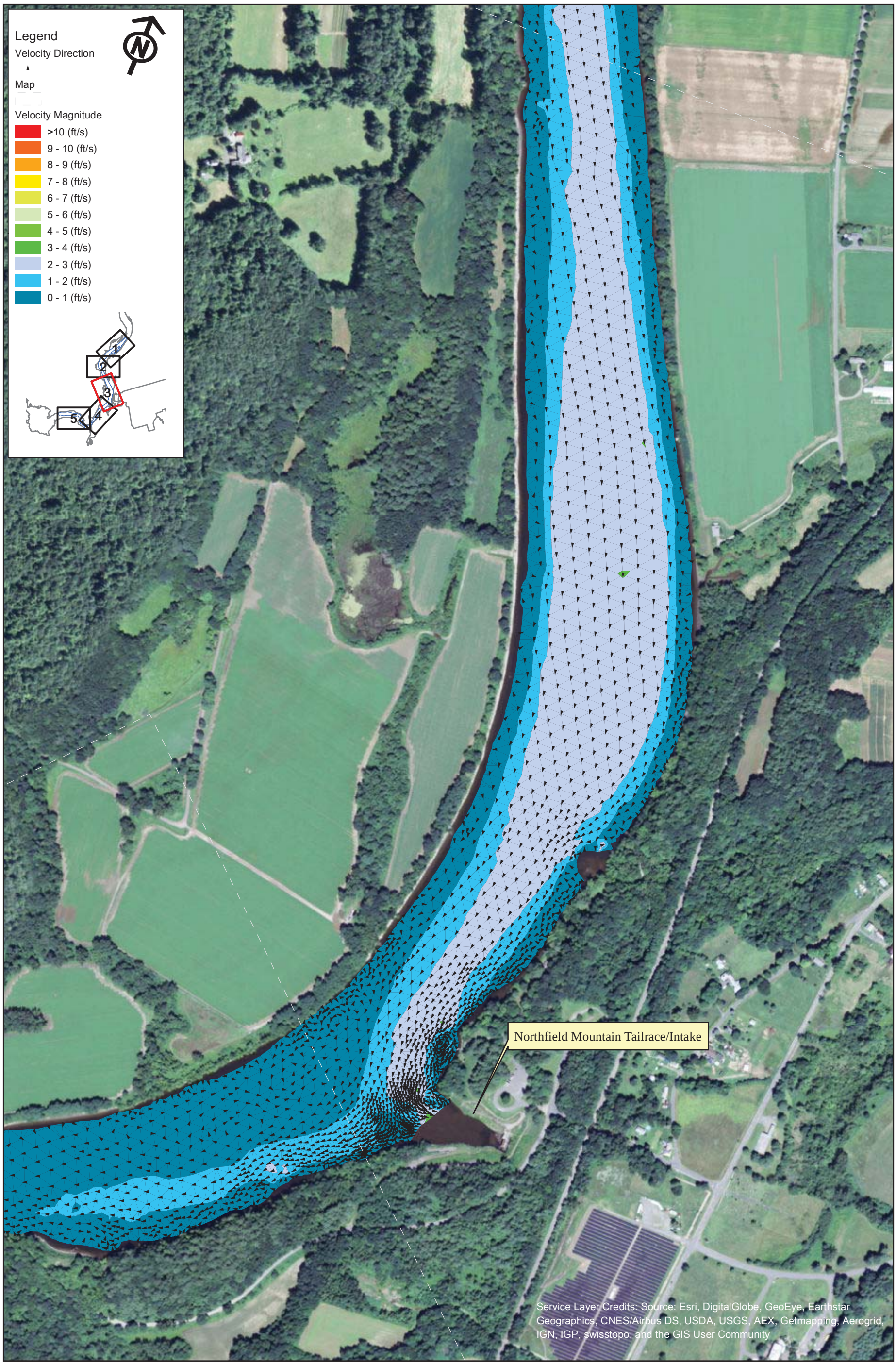

FirstLight
GDF SUEZ

Copyright © 2015 FirstLight Power Resources All rights reserved.

Northfield Mountain Pumped Storage Project (No. 2485)
and Turners Falls Hydroelectric Project (No. 1889)

STUDY REPORT
RELICENSING STUDY 3.3.9

0 250 500 1,000 Feet

Appendix B - Velocity in the Turner Falls Impoundment 5 km Upstream and 5 km Downstream of the Northfield Tailrace

Scenario 21 - Map 3
50% Exceedance Flow (8,440 cfs), 2 Units Pumping (7,600 cfs), 176 WSEL at Dam

Path: W:\gis\studies\3_3_09\maps\appendix_b\velocity_vectors.mxd

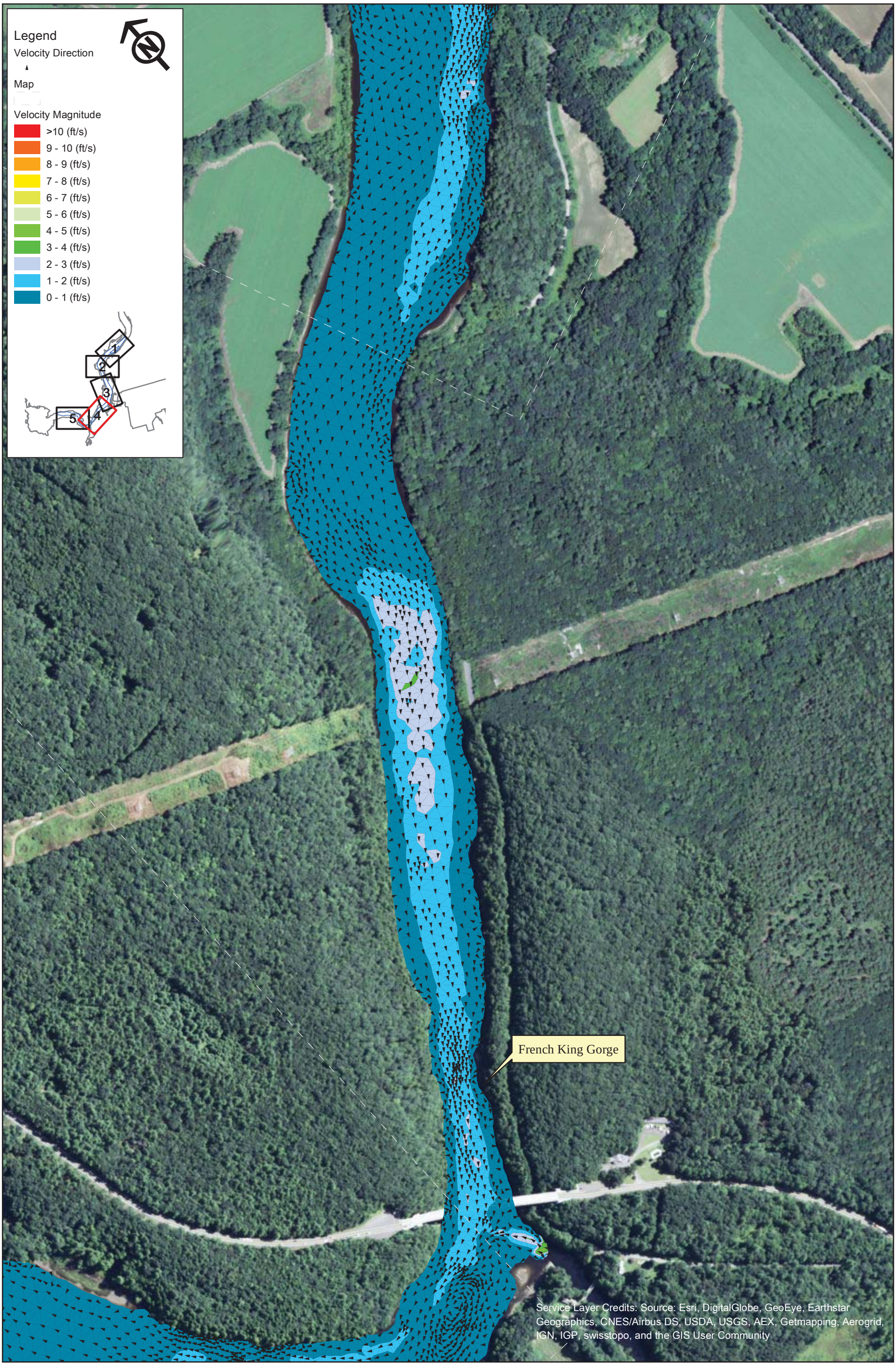

FirstLight GDF SUEZ

Northfield Mountain Pumped Storage Project (No. 2485)
and Turners Falls Hydroelectric Project (No. 1889)

STUDY REPORT
RELICENSING STUDY 3.3.9

0 250 500 1,000 Feet

Appendix B - Velocity in the Turner Falls Impoundment 5 km Upstream and 5 km Downstream of the Northfield Tailrace

Scenario 21 - Map 4
50% Exceedance Flow (8,440 cfs), 2 Units Pumping (7,600 cfs), 176 WSEL at Dam

Copyright © 2015 FirstLight Power Resources All rights reserved.

Path: W:\gis\studies\3_3_09\maps\appendix_b\velocity_vectors.mxd

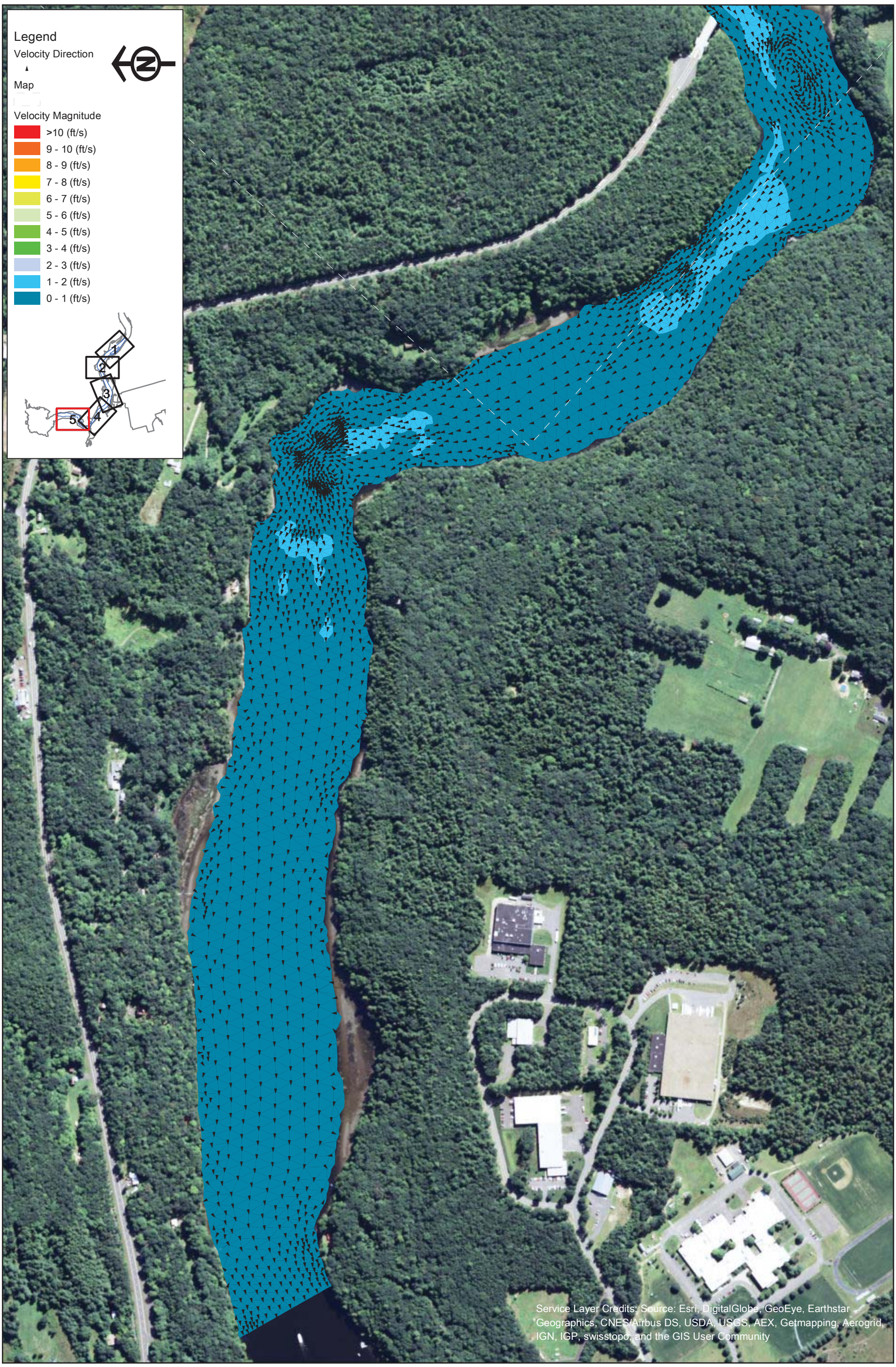

FirstLight GDF SUEZ

Northfield Mountain Pumped Storage Project (No. 2485)
and Turners Falls Hydroelectric Project (No. 1889)

STUDY REPORT
RELICENSING STUDY 3.3.9

0 250 500 1,000 Feet

Appendix B - Velocity in the Turner Falls Impoundment 5 km Upstream and 5 km Downstream of the Northfield Tailrace

Scenario 21 - Map 5
50% Exceedance Flow (8,440 cfs), 2 Units Pumping (7,600 cfs), 176 WSEL at Dam

Copyright © 2015 FirstLight Power Resources All rights reserved.

Path: W:\gis\studies\3_3_09\maps\appendix_b\velocity_vectors.mxd

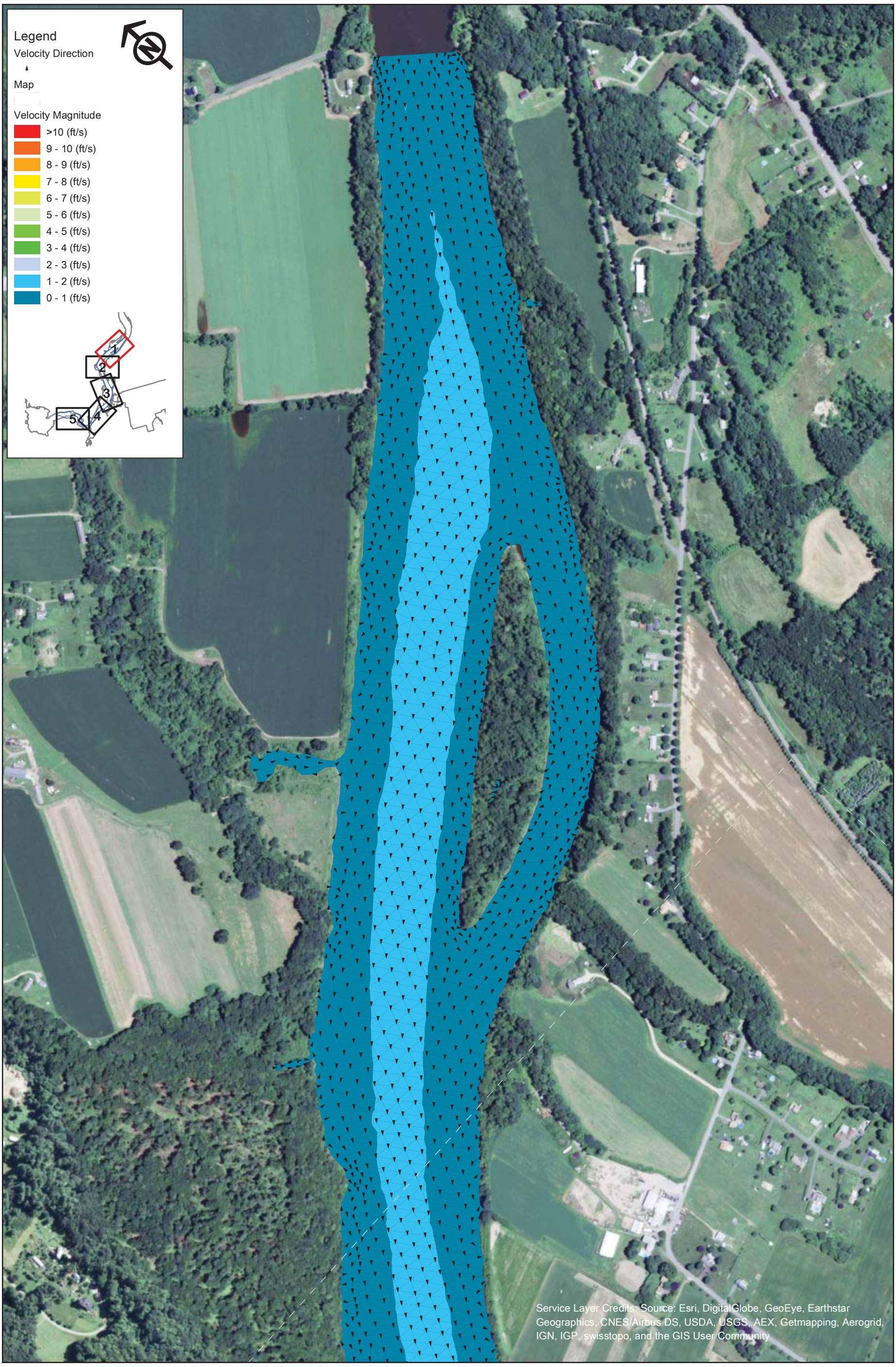

FirstLight
GDF SUEZ

Northfield Mountain Pumped Storage Project (No. 2485)
and Turners Falls Hydroelectric Project (No. 1889)

STUDY REPORT
RELICENSING STUDY 3.3.9

0 250 500 1,000 Feet

Appendix B - Velocity in the Turner Falls Impoundment 5 km Upstream and 5 km Downstream of the Northfield Tailrace

Scenario 22 - Map 1
50% Exceedance Flow (8,440 cfs), 2 Units Pumping (7,600 cfs), 185 WSEL at Dam

Copyright © 2015 FirstLight Power Resources All rights reserved.

Path: W:\gis\studies\3_3_09\maps\appendix_b\velocity_vectors.mxd

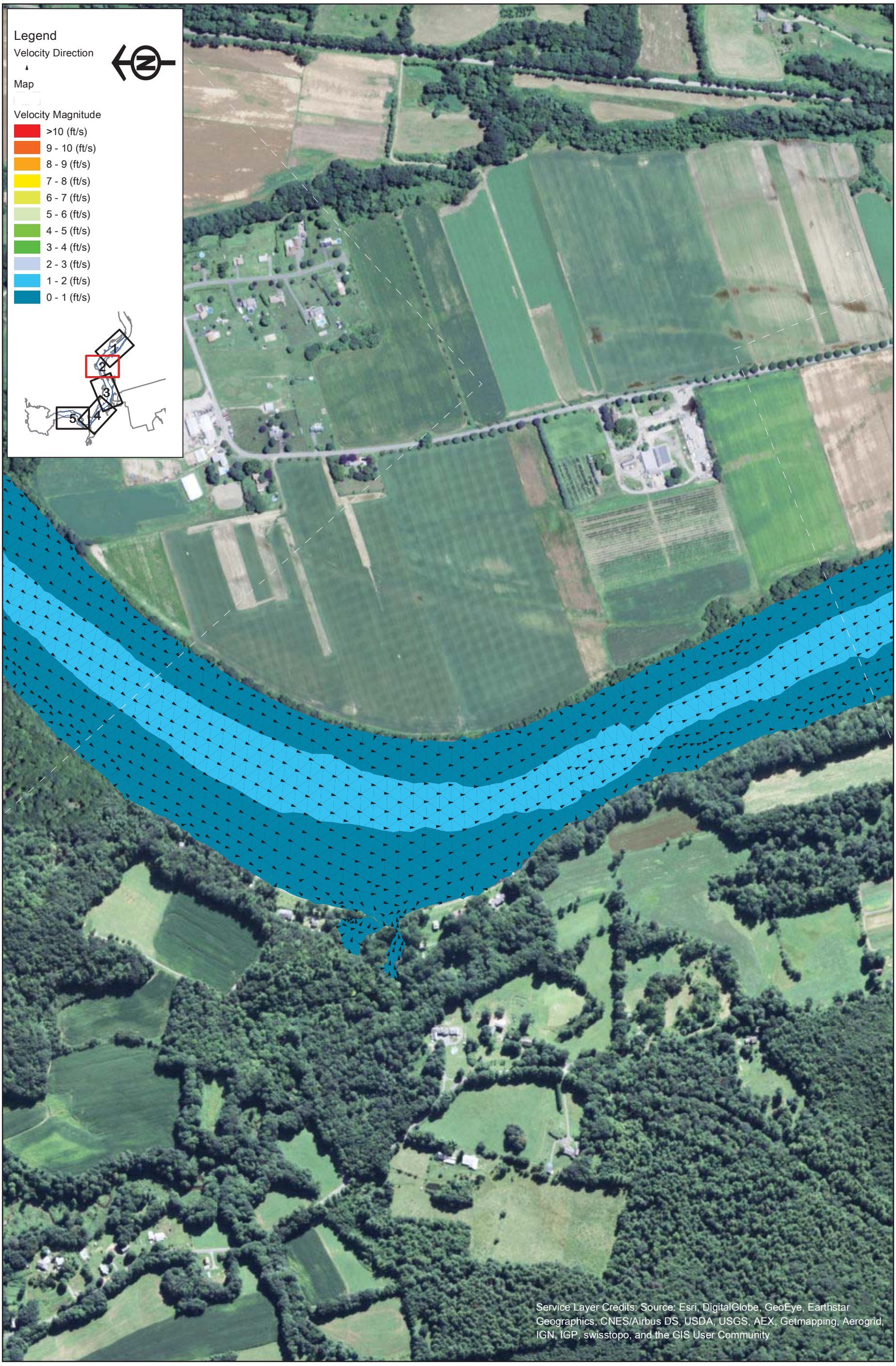

FirstLight
GDF SUEZ

Copyright © 2015 FirstLight Power Resources All rights reserved.

Northfield Mountain Pumped Storage Project (No. 2485)
and Turners Falls Hydroelectric Project (No. 1889)

STUDY REPORT
RELICENSING STUDY 3.3.9

0 250 500 1,000 Feet

Appendix B - Velocity in the Turner Falls Impoundment 5 km Upstream and 5 km Downstream of the Northfield Tailrace

Scenario 22 - Map 2
50% Exceedance Flow (8,440 cfs), 2 Units Pumping (7,600 cfs), 185 WSEL at Dam

Path: W:\gis\studies\3_3_09\maps\appendix_b\velocity_vectors.mxd

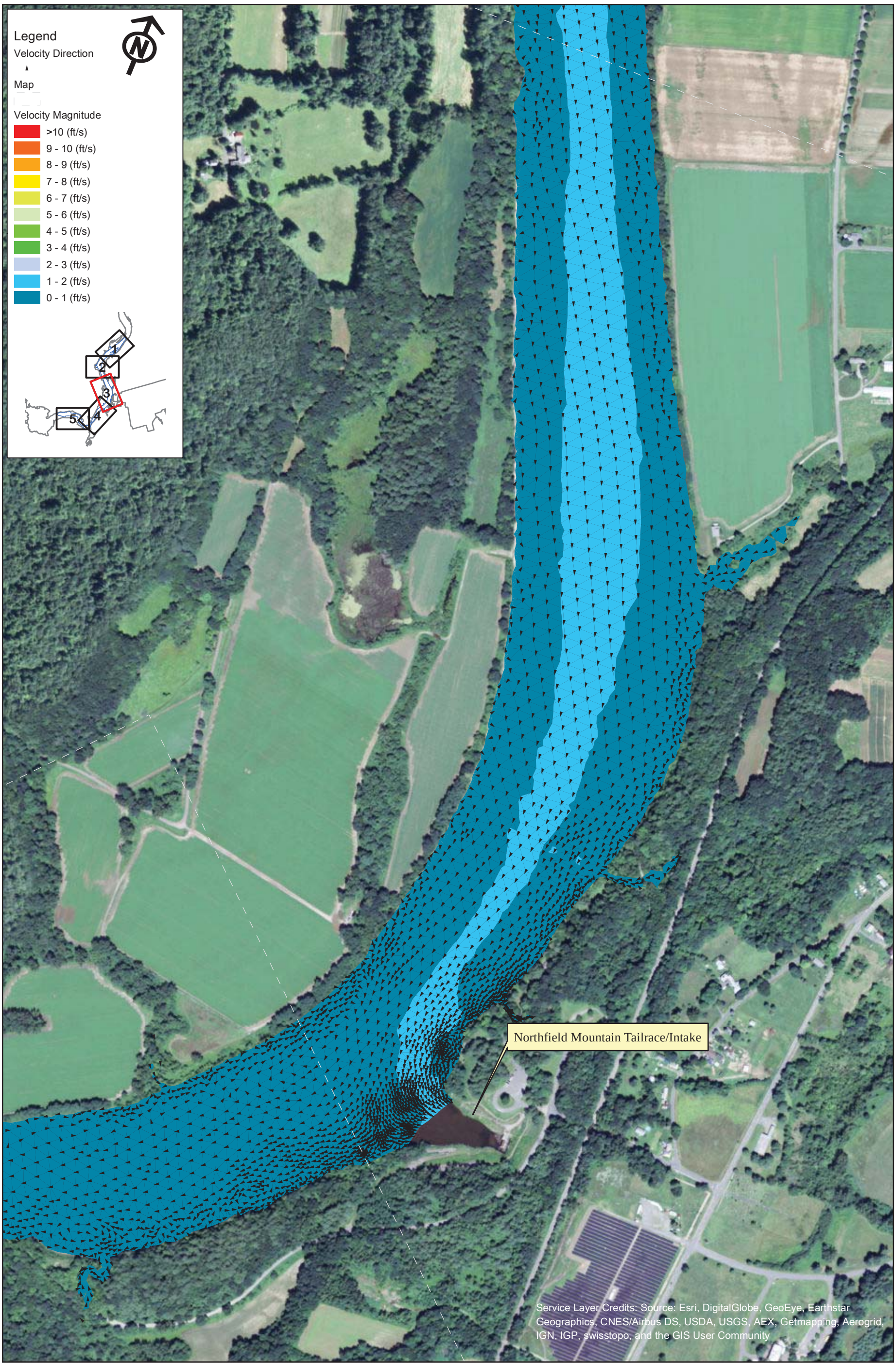

FirstLight
GDF SUEZ

Copyright © 2015 FirstLight Power Resources All rights reserved.

Northfield Mountain Pumped Storage Project (No. 2485)
and Turners Falls Hydroelectric Project (No. 1889)

STUDY REPORT
RELICENSING STUDY 3.3.9

0 250 500 1,000 Feet

Appendix B - Velocity in the Turner Falls Impoundment 5 km Upstream and 5 km Downstream of the Northfield Tailrace

Scenario 22 - Map 3
50% Exceedance Flow (8,440 cfs), 2 Units Pumping (7,600 cfs), 185 WSEL at Dam

Path: W:\gis\studies\3_3_09\maps\appendix_b\velocity_vectors.mxd

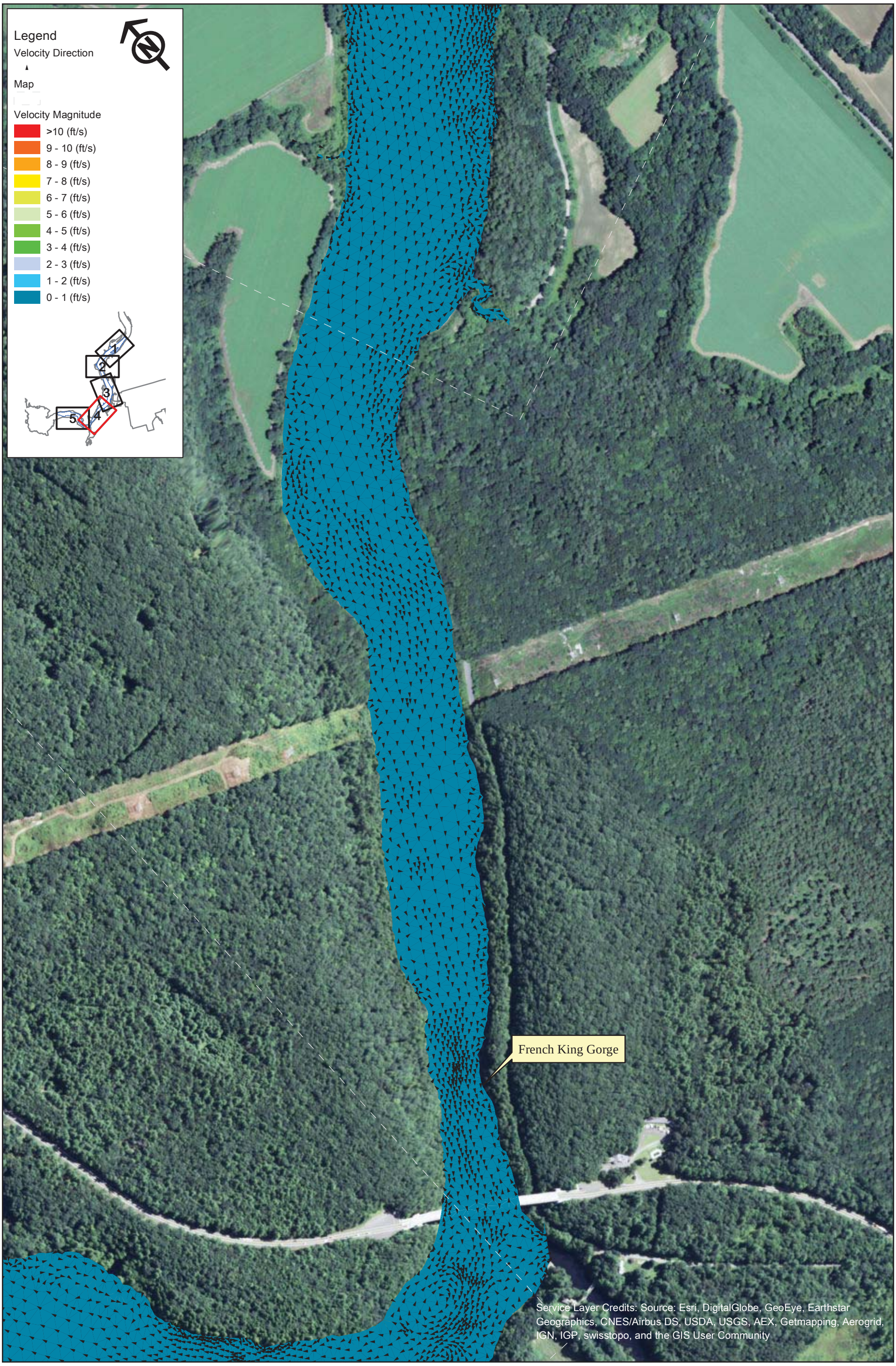

FirstLight GDF SUEZ

Northfield Mountain Pumped Storage Project (No. 2485)
and Turners Falls Hydroelectric Project (No. 1889)

STUDY REPORT
RELICENSING STUDY 3.3.9

0 250 500 1,000 Feet

Appendix B - Velocity in the Turner Falls Impoundment 5 km Upstream and 5 km Downstream of the Northfield Tailrace

Scenario 22 - Map 4
50% Exceedance Flow (8,440 cfs), 2 Units Pumping (7,600 cfs), 185 WSEL at Dam

Copyright © 2015 FirstLight Power Resources All rights reserved.

Path: W:\gis\studies\3_3_09\maps\appendix_b\velocity_vectors.mxd

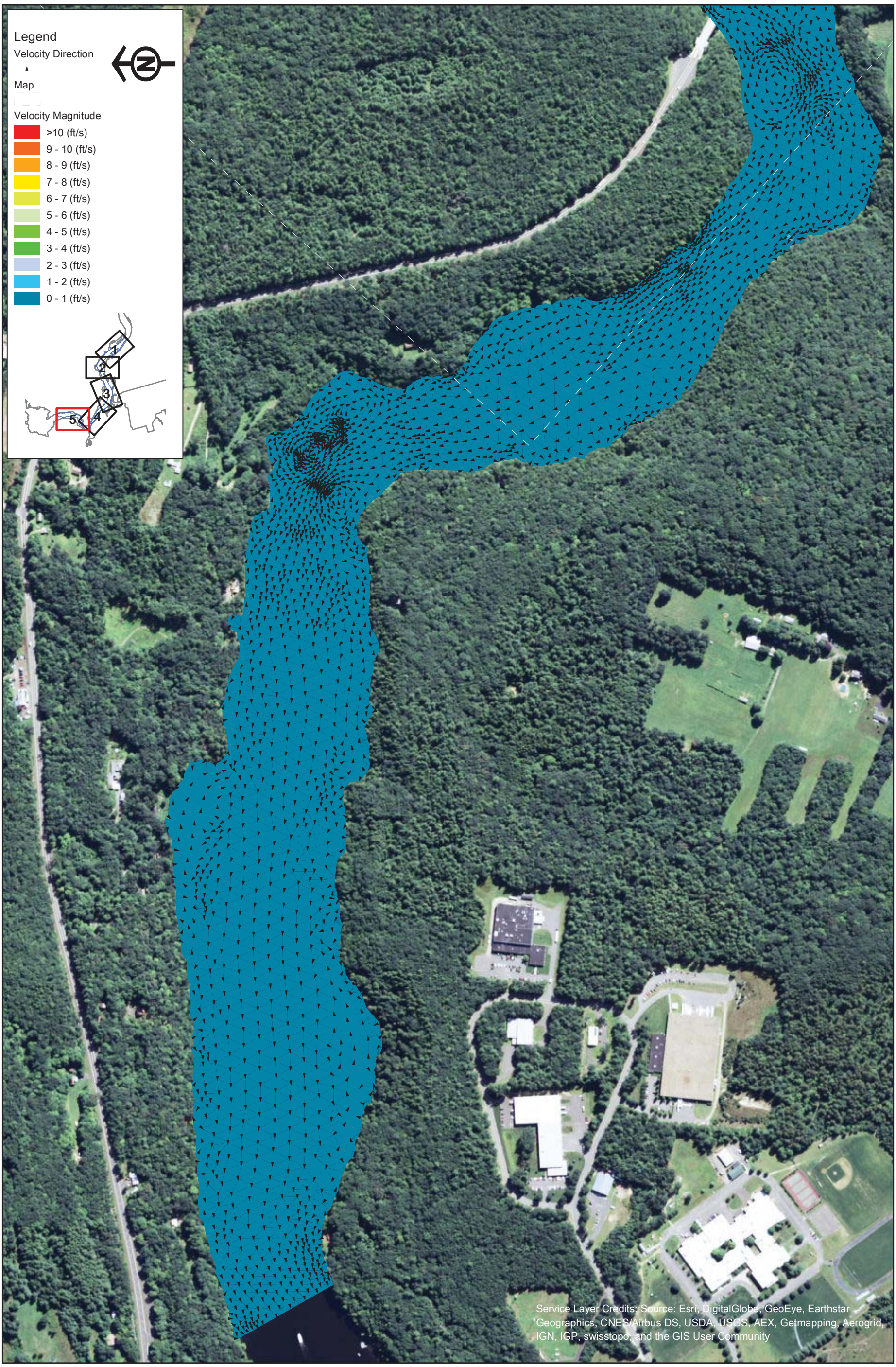

FirstLight GDF SUEZ

Northfield Mountain Pumped Storage Project (No. 2485)
and Turners Falls Hydroelectric Project (No. 1889)

STUDY REPORT
RELICENSING STUDY 3.3.9

0 250 500 1,000 Feet

Appendix B - Velocity in the Turner Falls Impoundment 5 km Upstream and 5 km Downstream of the Northfield Tailrace

Scenario 22 - Map 5
50% Exceedance Flow (8,440 cfs), 2 Units Pumping (7,600 cfs), 185 WSEL at Dam

Copyright © 2015 FirstLight Power Resources All rights reserved.

Path: W:\gis\studies\3_3_09\maps\appendix_b\velocity_vectors.mxd

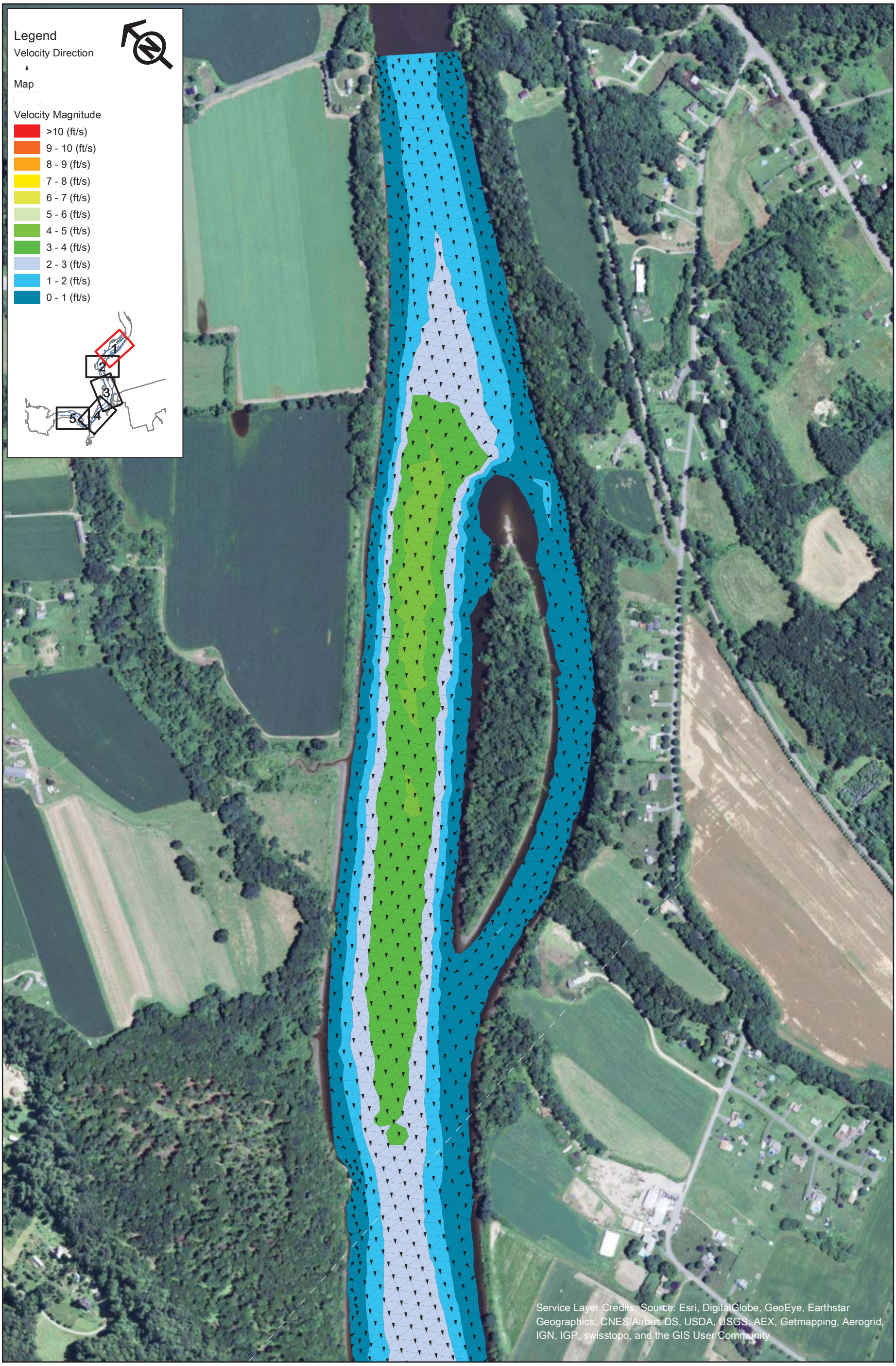

FirstLight
GDF SUEZ

Northfield Mountain Pumped Storage Project (No. 2485)
and Turners Falls Hydroelectric Project (No. 1889)

STUDY REPORT
RELICENSING STUDY 3.3.9

0 250 500 1,000 Feet

Appendix B - Velocity in the Turner Falls Impoundment 5 km Upstream and 5 km Downstream of the Northfield Tailrace

Scenario 23 - Map 1
50% Exceedance Flow (8,440 cfs), 4 Units Pumping (15,200 cfs), 176 WSEL at Dam

Copyright © 2015 FirstLight Power Resources All rights reserved.

Path: W:\gis\studies\3_3_09\maps\appendix_b\velocity_vectors.mxd

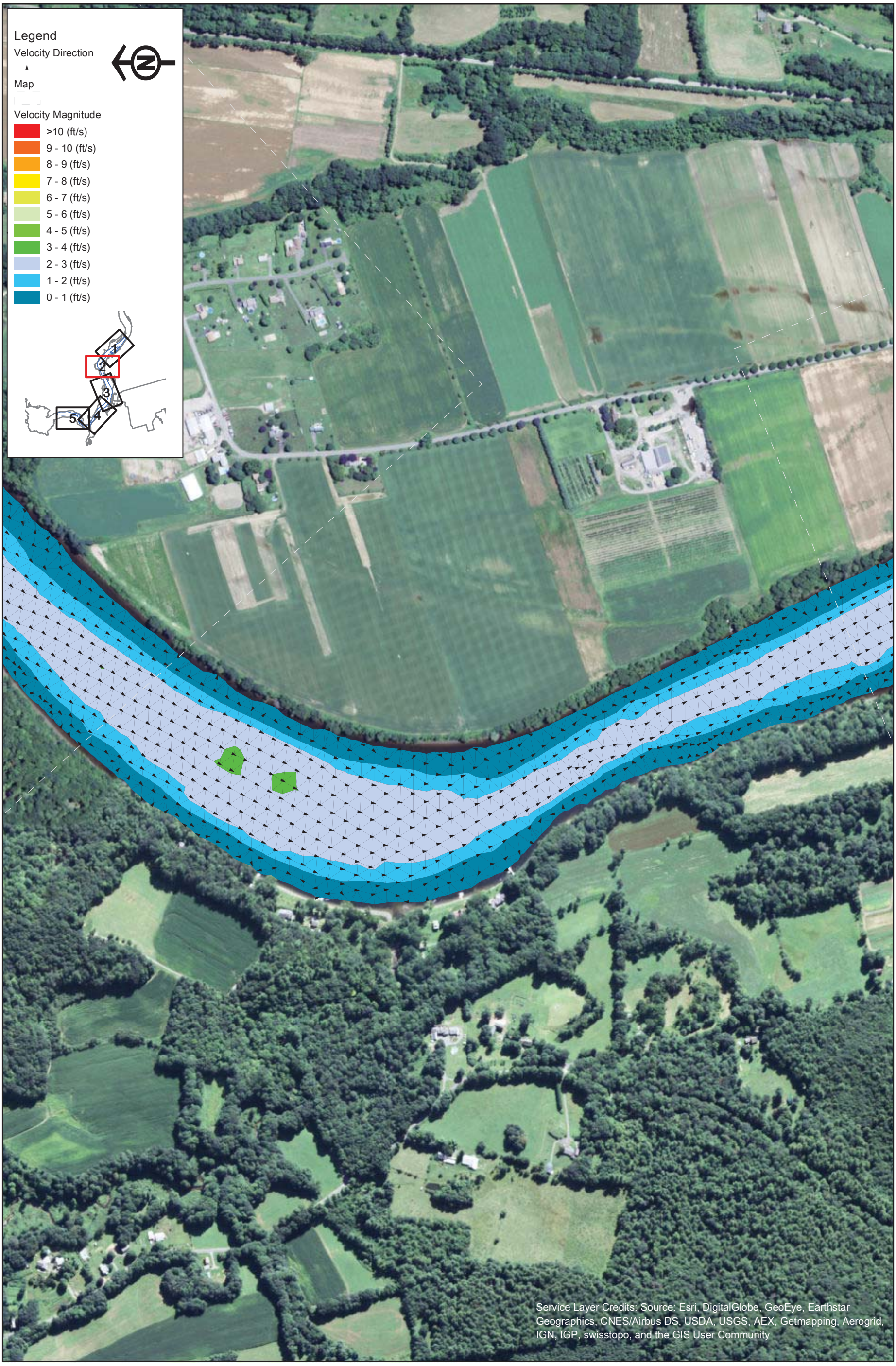

FirstLight GDF SUEZ

Northfield Mountain Pumped Storage Project (No. 2485)
and Turners Falls Hydroelectric Project (No. 1889)

STUDY REPORT
RELICENSING STUDY 3.3.9

0 250 500 1,000 Feet

Appendix B - Velocity in the Turner Falls Impoundment 5 km Upstream and 5 km Downstream of the Northfield Tailrace

Scenario 23 - Map 2
50% Exceedance Flow (8,440 cfs), 4 Units Pumping (15,200 cfs), 176 WSEL at Dam

Copyright © 2015 FirstLight Power Resources All rights reserved.

Path: W:\gis\studies\3_3_09\maps\appendix_b\velocity_vectors.mxd

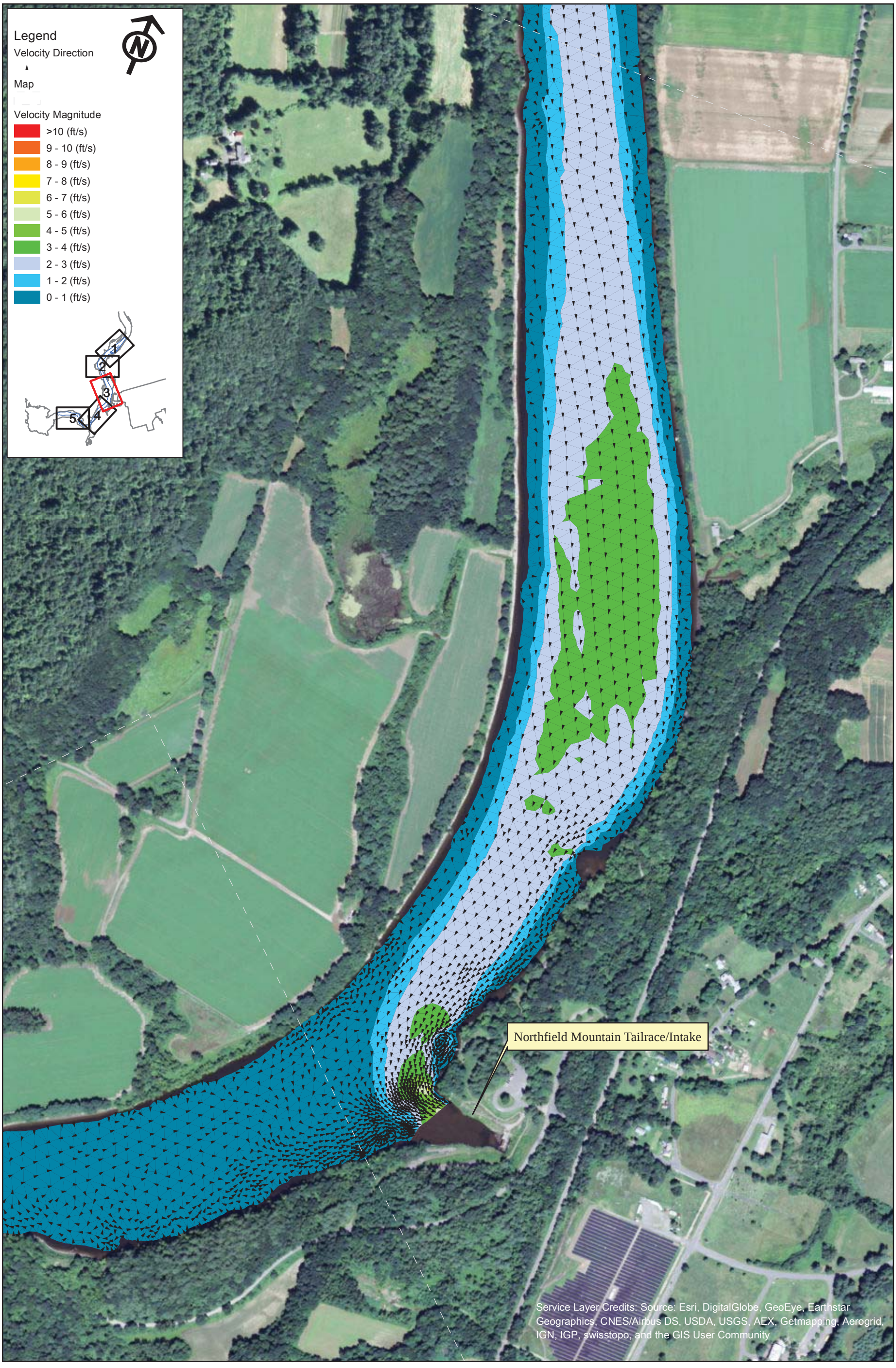

FirstLight
GDF SUEZ

Northfield Mountain Pumped Storage Project (No. 2485)
and Turners Falls Hydroelectric Project (No. 1889)

STUDY REPORT
RELICENSING STUDY 3.3.9

0 250 500 1,000 Feet

Appendix B - Velocity in the Turner Falls Impoundment 5 km Upstream and 5 km Downstream of the Northfield Tailrace

Scenario 23 - Map 3
50% Exceedance Flow (8,440 cfs), 4 Units Pumping (15,200 cfs), 176 WSEL at Dam

Copyright © 2015 FirstLight Power Resources All rights reserved.

Path: W:\gis\studies\3_3_09\maps\appendix_b\velocity_vectors.mxd

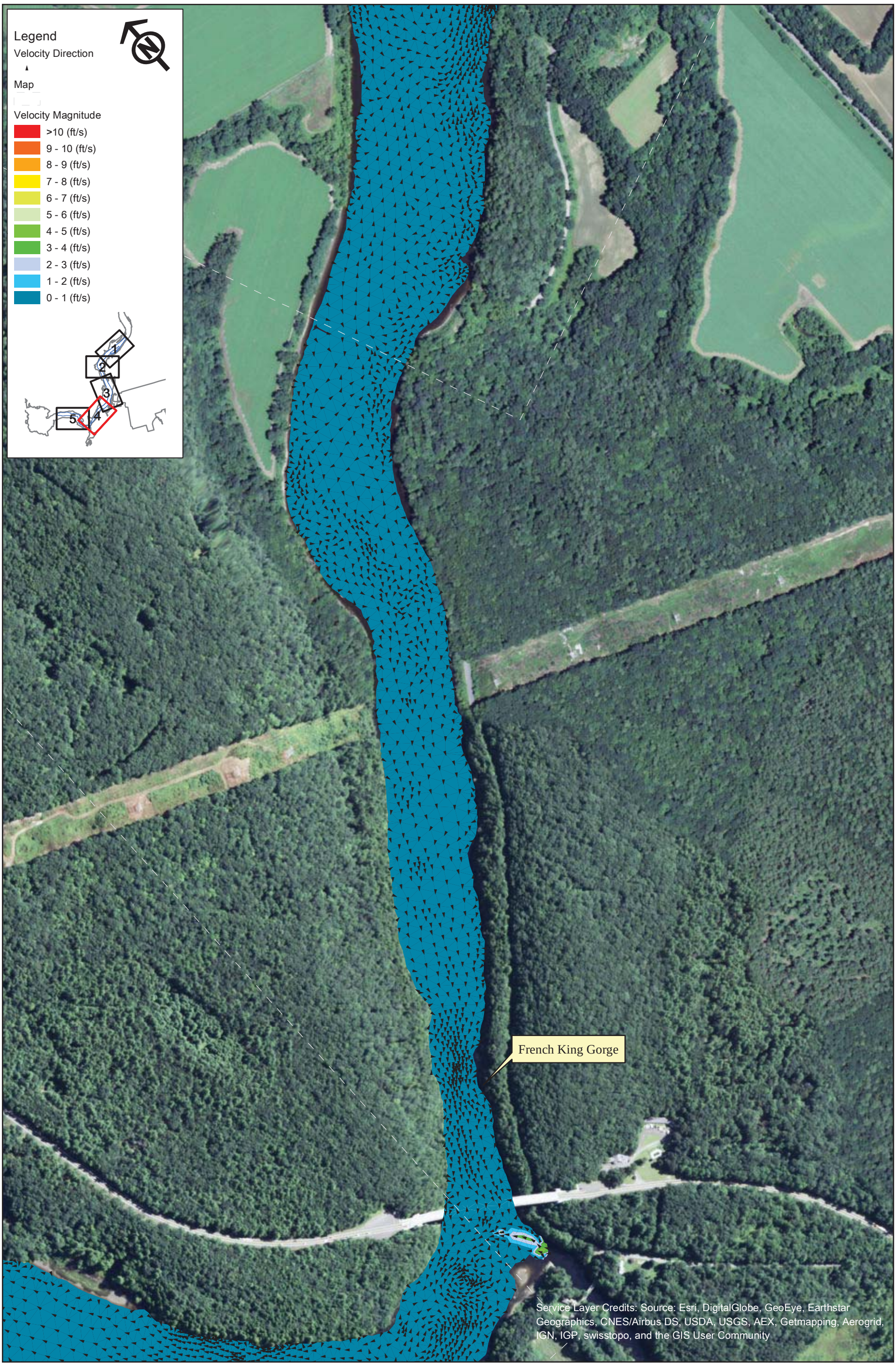

FirstLight GDF SUEZ

Northfield Mountain Pumped Storage Project (No. 2485)
and Turners Falls Hydroelectric Project (No. 1889)

STUDY REPORT
RELICENSING STUDY 3.3.9

0 250 500 1,000 Feet

Appendix B - Velocity in the Turner Falls Impoundment 5 km Upstream and 5 km Downstream of the Northfield Tailrace

Scenario 23 - Map 4
50% Exceedance Flow (8,440 cfs), 4 Units Pumping (15,200 cfs), 176 WSEL at Dam

Copyright © 2015 FirstLight Power Resources All rights reserved.

Path: W:\gis\studies\3_3_09\maps\appendix_b\velocity_vectors.mxd

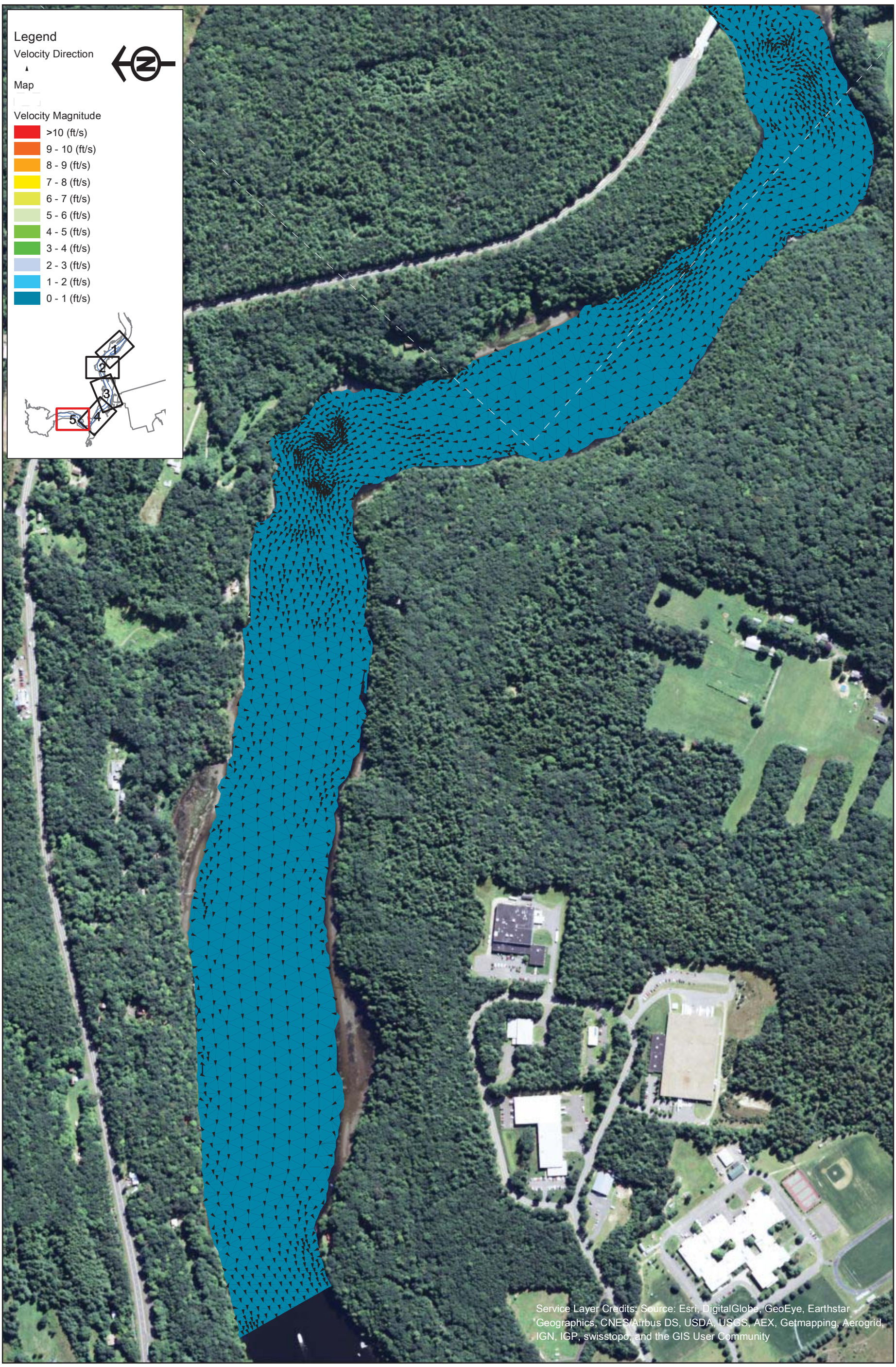

FirstLight GDF SUEZ

Northfield Mountain Pumped Storage Project (No. 2485)
and Turners Falls Hydroelectric Project (No. 1889)

STUDY REPORT
RELICENSING STUDY 3.3.9

0 250 500 1,000 Feet

Appendix B - Velocity in the Turner Falls Impoundment 5 km Upstream and 5 km Downstream of the Northfield Tailrace

Scenario 23 - Map 5
50% Exceedance Flow (8,440 cfs), 4 Units Pumping (15,200 cfs), 176 WSEL at Dam

Copyright © 2015 FirstLight Power Resources All rights reserved.

Path: W:\gis\studies\3_3_09\maps\appendix_b\velocity_vectors.mxd

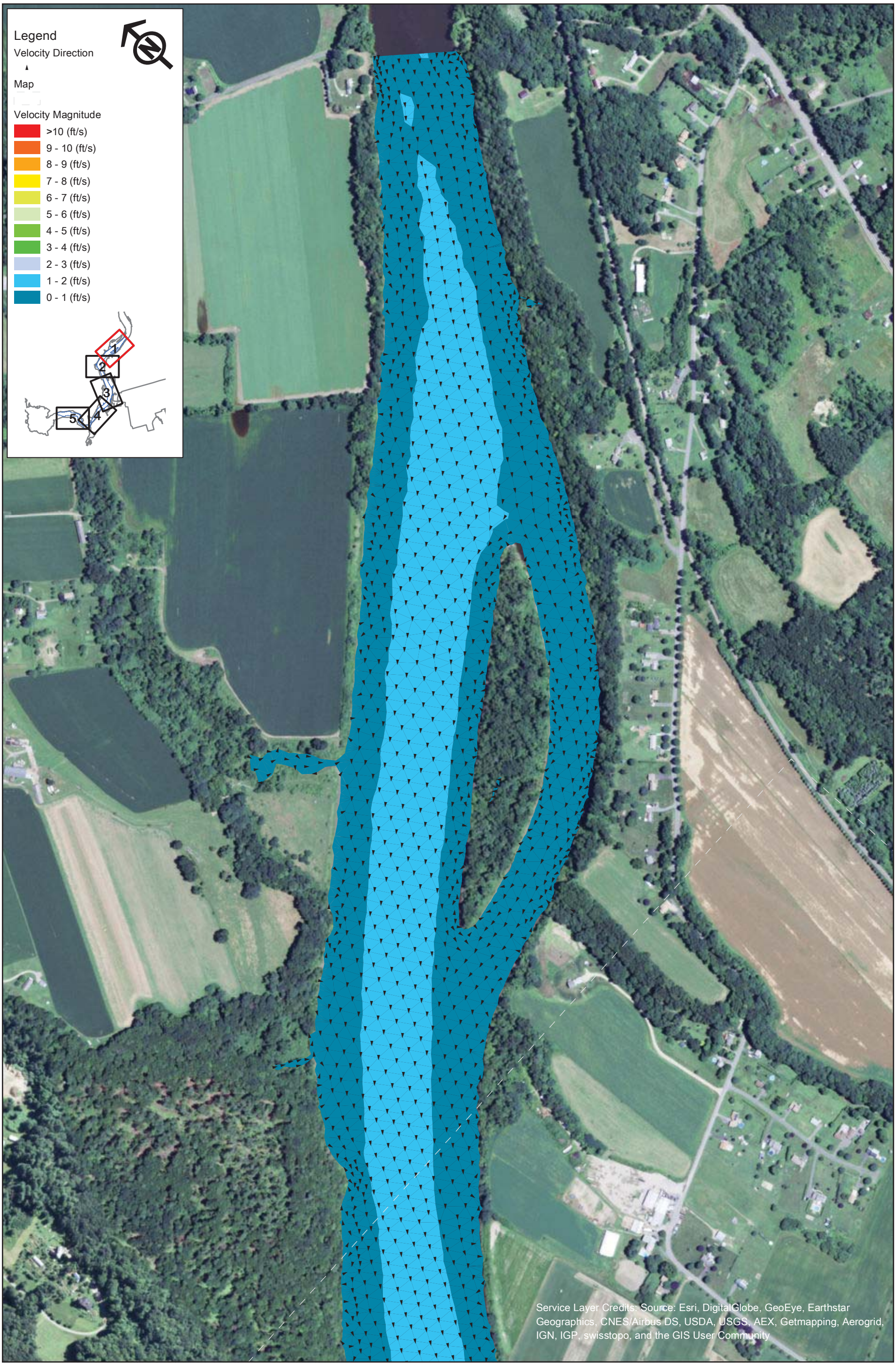

FirstLight
GDF SUEZ

Northfield Mountain Pumped Storage Project (No. 2485)
and Turners Falls Hydroelectric Project (No. 1889)

STUDY REPORT
RELICENSING STUDY 3.3.9

0 250 500 1,000 Feet

Appendix B - Velocity in the Turner Falls Impoundment 5 km Upstream and 5 km Downstream of the Northfield Tailrace

Scenario 24 - Map 1
50% Exceedance Flow (8,440 cfs), 4 Units Pumping (15,200 cfs), 185 WSEL at Dam

Copyright © 2015 FirstLight Power Resources All rights reserved.

Path: W:\gis\studies\3_3_09\maps\appendix_b\velocity_vectors.mxd

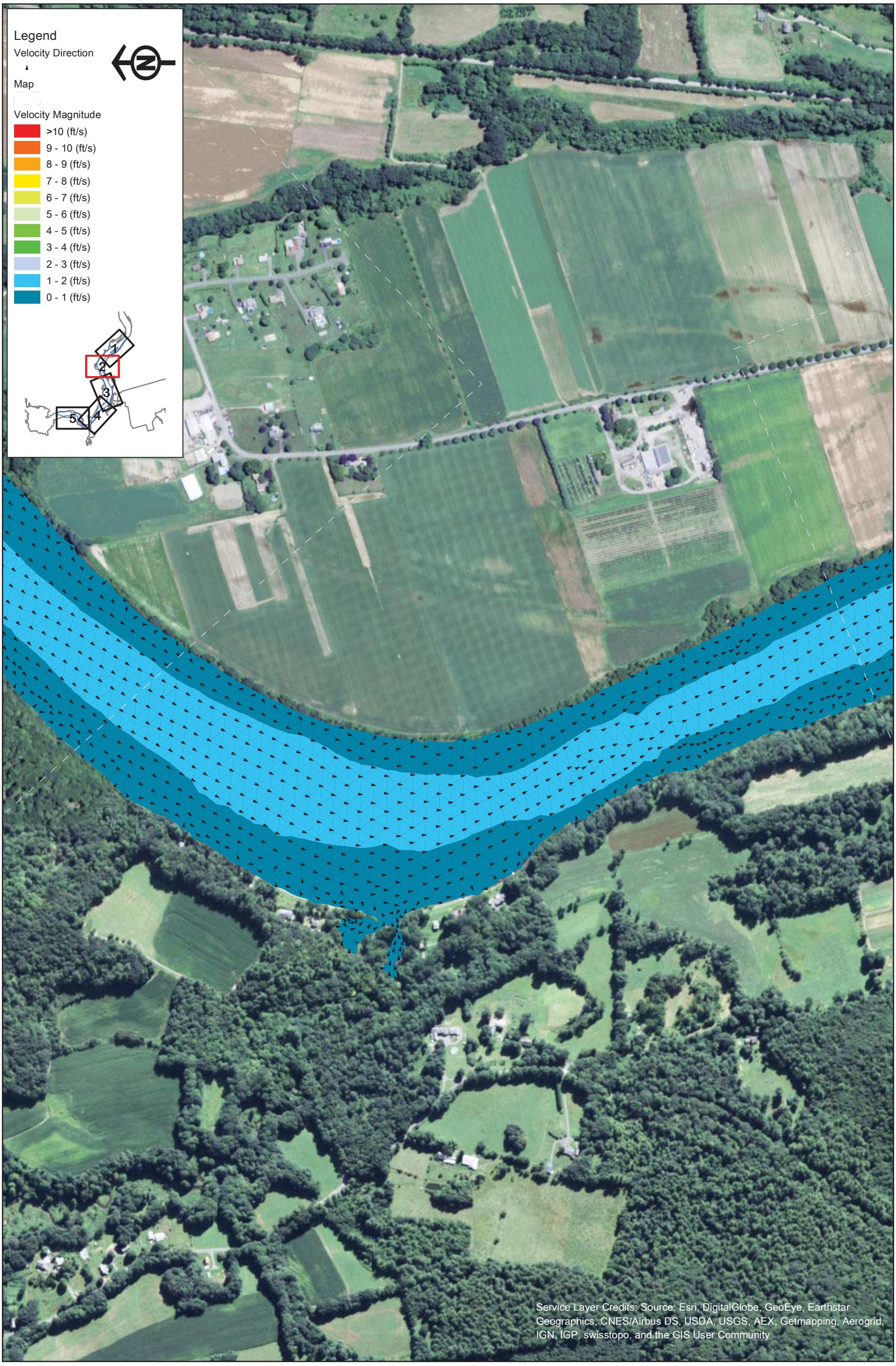

FirstLight
GDF SUEZ

Copyright © 2015 FirstLight Power Resources All rights reserved.

Northfield Mountain Pumped Storage Project (No. 2485)
and Turners Falls Hydroelectric Project (No. 1889)

STUDY REPORT
RELICENSING STUDY 3.3.9

0 250 500 1,000 Feet

Appendix B - Velocity in the Turner Falls Impoundment 5 km Upstream and 5 km Downstream of the Northfield Tailrace

Scenario 24 - Map 2
50% Exceedance Flow (8,440 cfs), 4 Units Pumping (15,200 cfs), 185 WSEL at Dam

Path: W:\gis\studies\3_3_09\maps\appendix_b\velocity_vectors.mxd

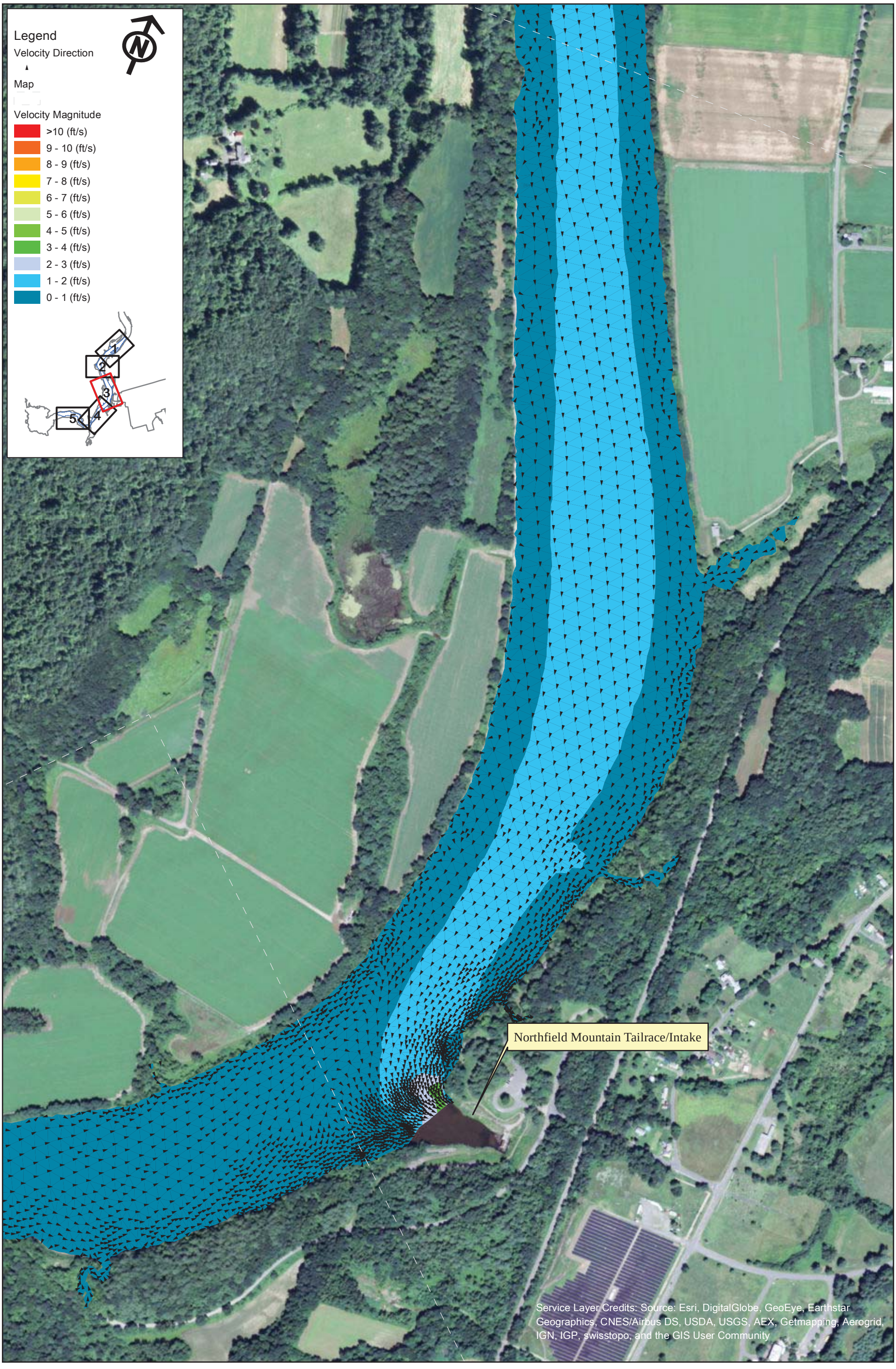

FirstLight
GDF SUEZ

Copyright © 2015 FirstLight Power Resources All rights reserved.

Northfield Mountain Pumped Storage Project (No. 2485)
and Turners Falls Hydroelectric Project (No. 1889)

STUDY REPORT
RELICENSING STUDY 3.3.9

0 250 500 1,000 Feet

Appendix B - Velocity in the Turner Falls Impoundment 5 km Upstream and 5 km Downstream of the Northfield Tailrace

Scenario 24 - Map 3
50% Exceedance Flow (8,440 cfs), 4 Units Pumping (15,200 cfs), 185 WSEL at Dam

Path: W:\gis\studies\3_3_09\maps\appendix_b\velocity_vectors.mxd

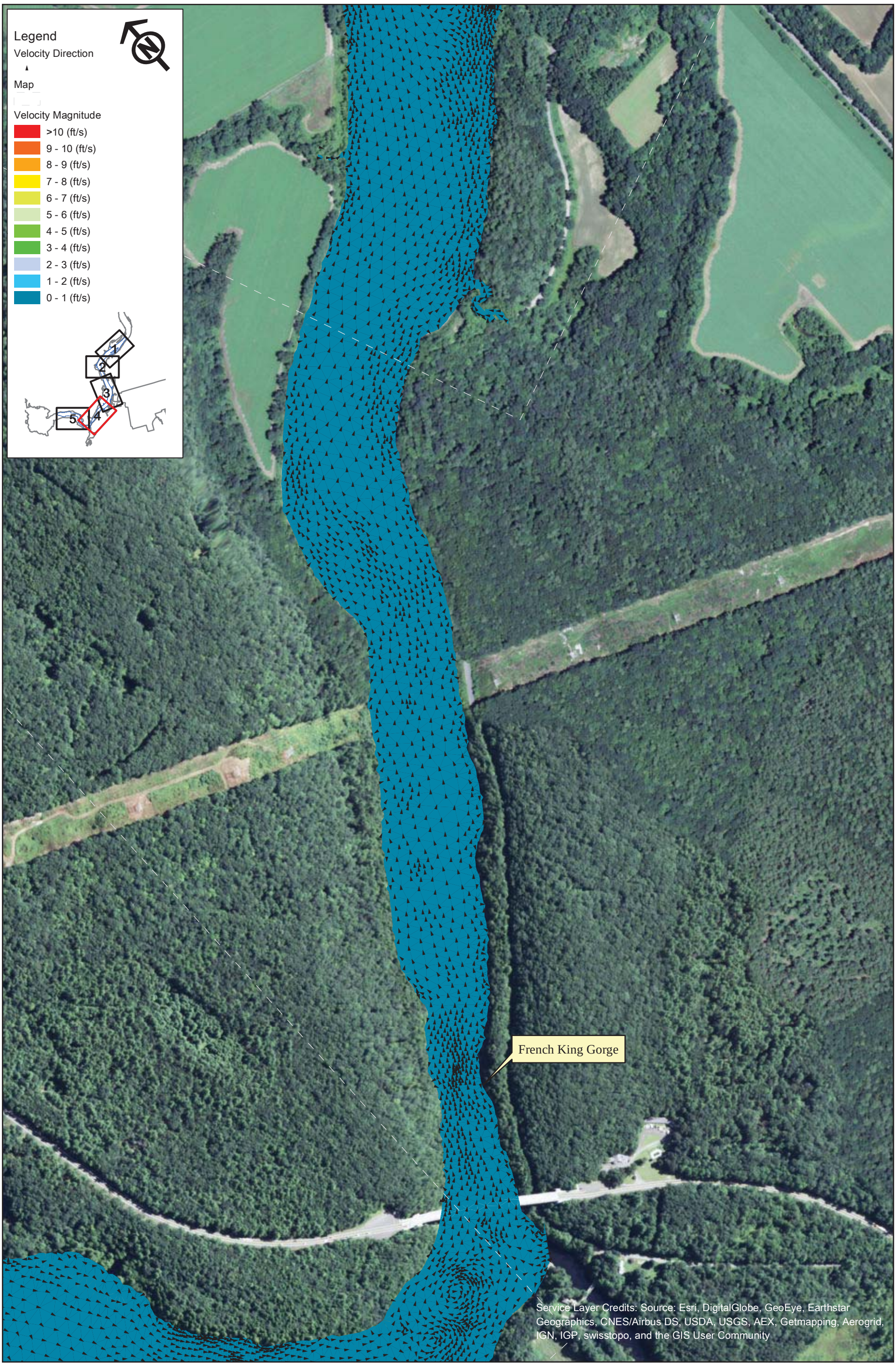

FirstLight GDF SUEZ

Northfield Mountain Pumped Storage Project (No. 2485)
and Turners Falls Hydroelectric Project (No. 1889)

STUDY REPORT
RELICENSING STUDY 3.3.9

0 250 500 1,000 Feet

Appendix B - Velocity in the Turner Falls Impoundment 5 km Upstream and 5 km Downstream of the Northfield Tailrace

Scenario 24 - Map 4
50% Exceedance Flow (8,440 cfs), 4 Units Pumping (15,200 cfs), 185 WSEL at Dam

Copyright © 2015 FirstLight Power Resources All rights reserved.

Path: W:\gis\studies\3_3_09\maps\appendix_b\velocity_vectors.mxd

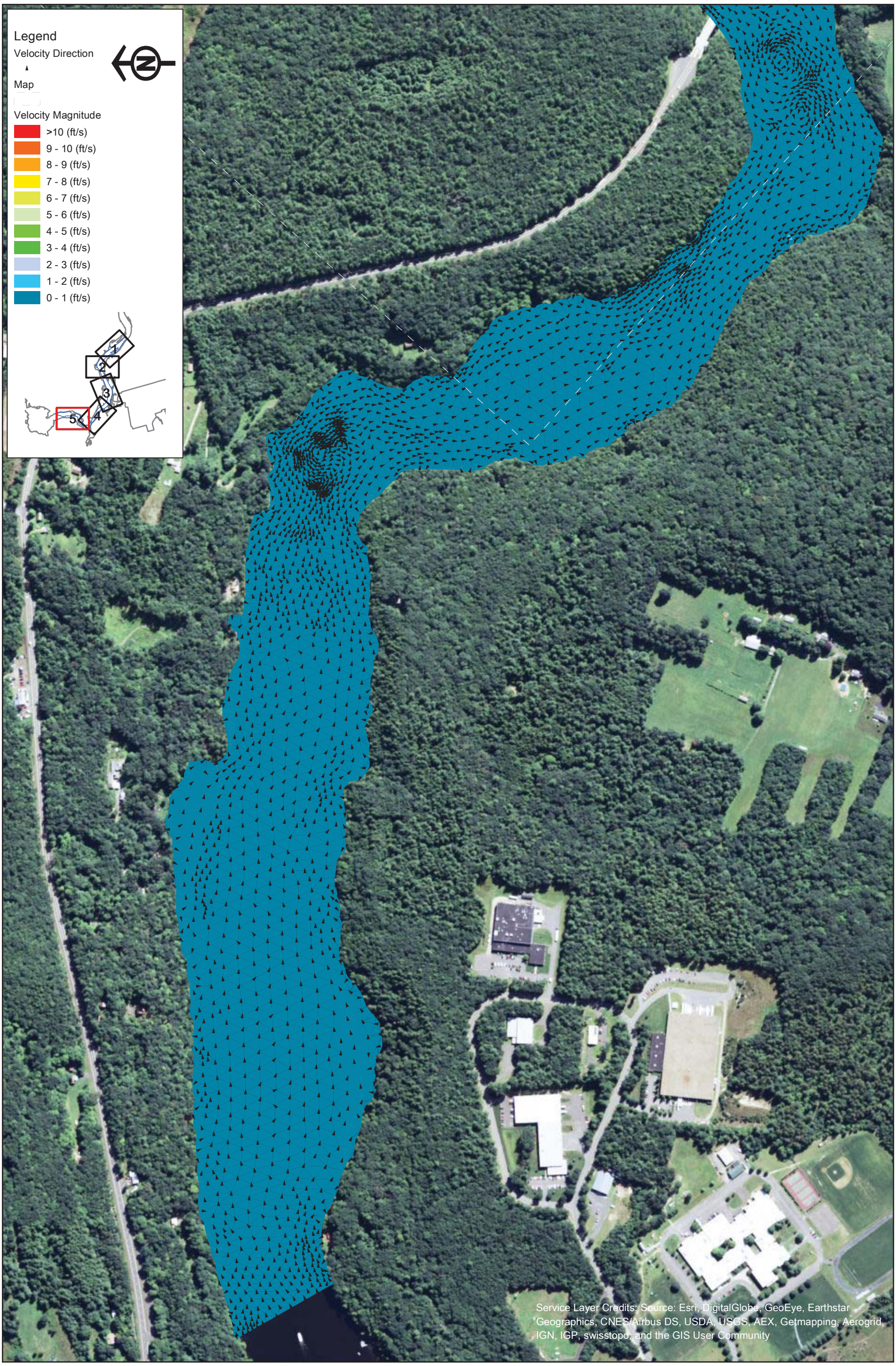

FirstLight GDF SUEZ

Northfield Mountain Pumped Storage Project (No. 2485)
and Turners Falls Hydroelectric Project (No. 1889)

STUDY REPORT
RELICENSING STUDY 3.3.9

0 250 500 1,000 Feet

Appendix B - Velocity in the Turner Falls Impoundment 5 km Upstream and 5 km Downstream of the Northfield Tailrace

Scenario 24 - Map 5
50% Exceedance Flow (8,440 cfs), 4 Units Pumping (15,200 cfs), 185 WSEL at Dam

Copyright © 2015 FirstLight Power Resources All rights reserved.

Path: W:\gis\studies\3_3_09\maps\appendix_b\velocity_vectors.mxd

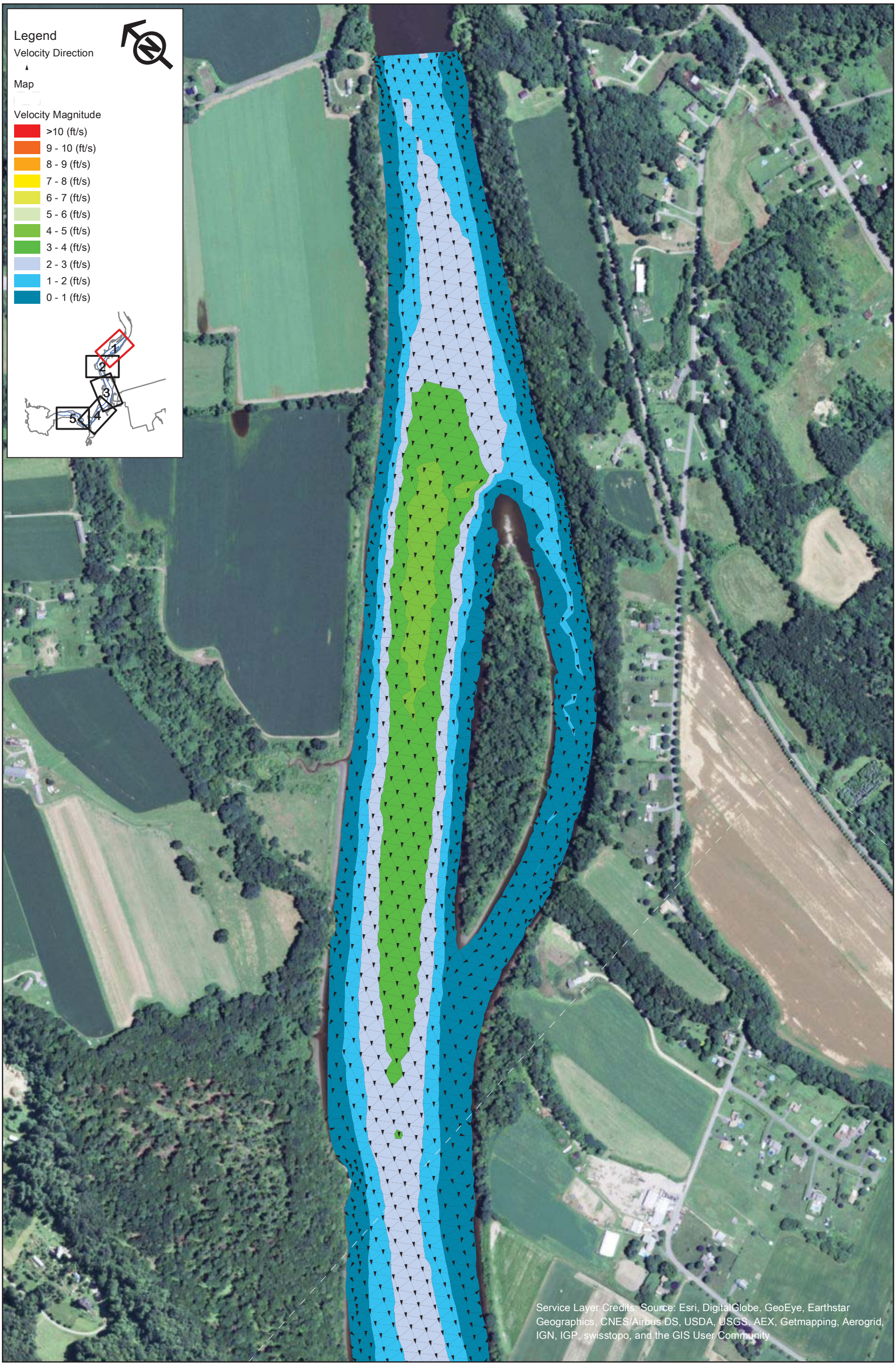

FirstLight
GDF SUEZ

Northfield Mountain Pumped Storage Project (No. 2485)
and Turners Falls Hydroelectric Project (No. 1889)

STUDY REPORT
RELICENSING STUDY 3.3.9

0 250 500 1,000 Feet

Appendix B - Velocity in the Turner Falls Impoundment 5 km Upstream and 5 km Downstream of the Northfield Tailrace

Scenario 25 - Map 1
25% Exceedance Flow (15,700 cfs), 2 Units Generating (10,000 cfs), 176 WSEL at Dam

Copyright © 2015 FirstLight Power Resources All rights reserved.

Path: W:\gis\studies\3_3_09\maps\appendix_b\velocity_vectors.mxd

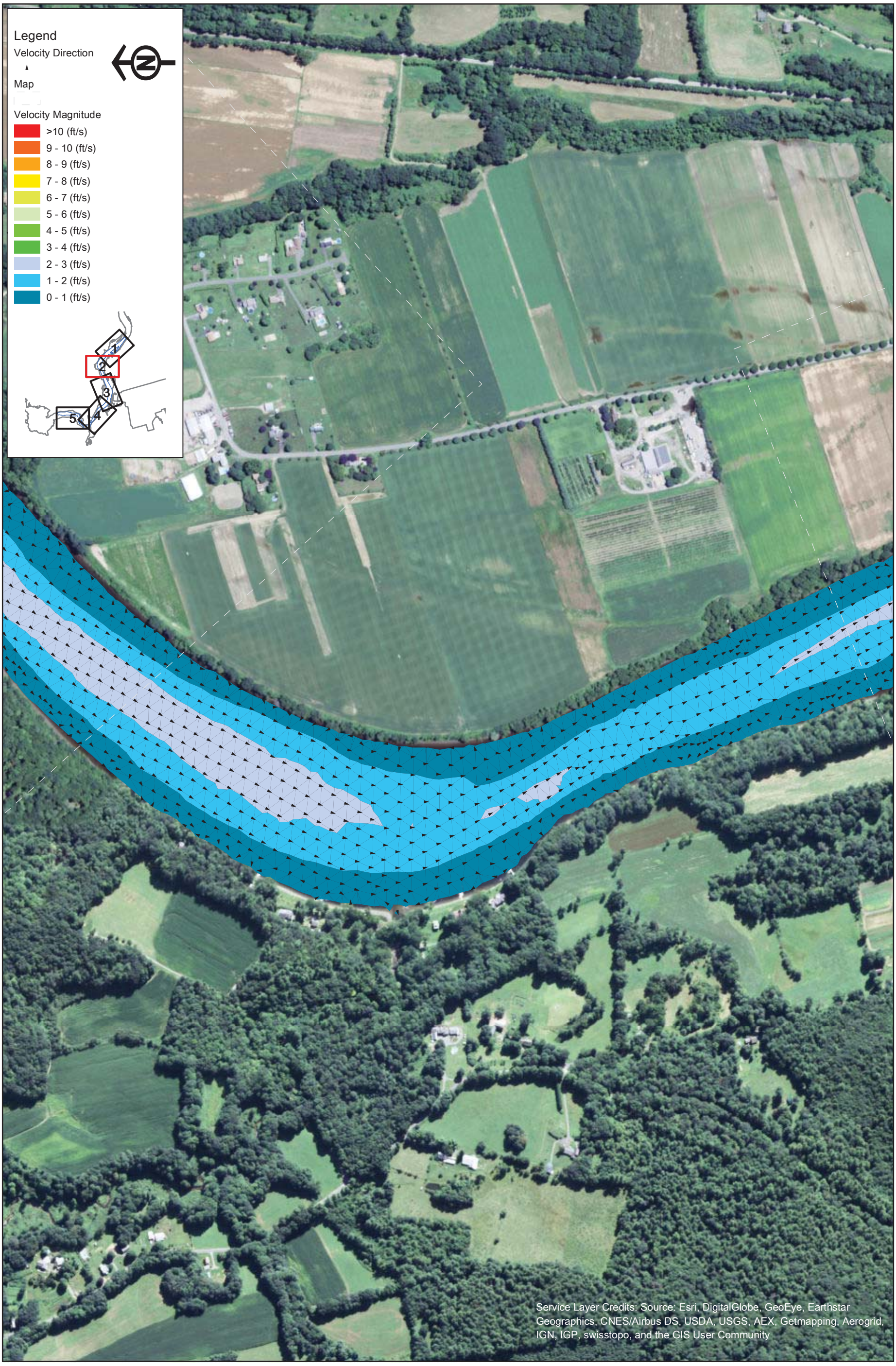

FirstLight
GDF SUEZ

Copyright © 2015 FirstLight Power Resources All rights reserved.

Northfield Mountain Pumped Storage Project (No. 2485)
and Turners Falls Hydroelectric Project (No. 1889)

STUDY REPORT
RELICENSING STUDY 3.3.9

0 250 500 1,000 Feet

Appendix B - Velocity in the Turner Falls Impoundment 5 km Upstream and 5 km Downstream of the Northfield Tailrace

Scenario 25 - Map 2
25% Exceedance Flow (15,700 cfs), 2 Units Generating (10,000 cfs), 176 WSEL at Dam

Path: W:\gis\studies\3_3_09\maps\appendix_b\velocity_vectors.mxd

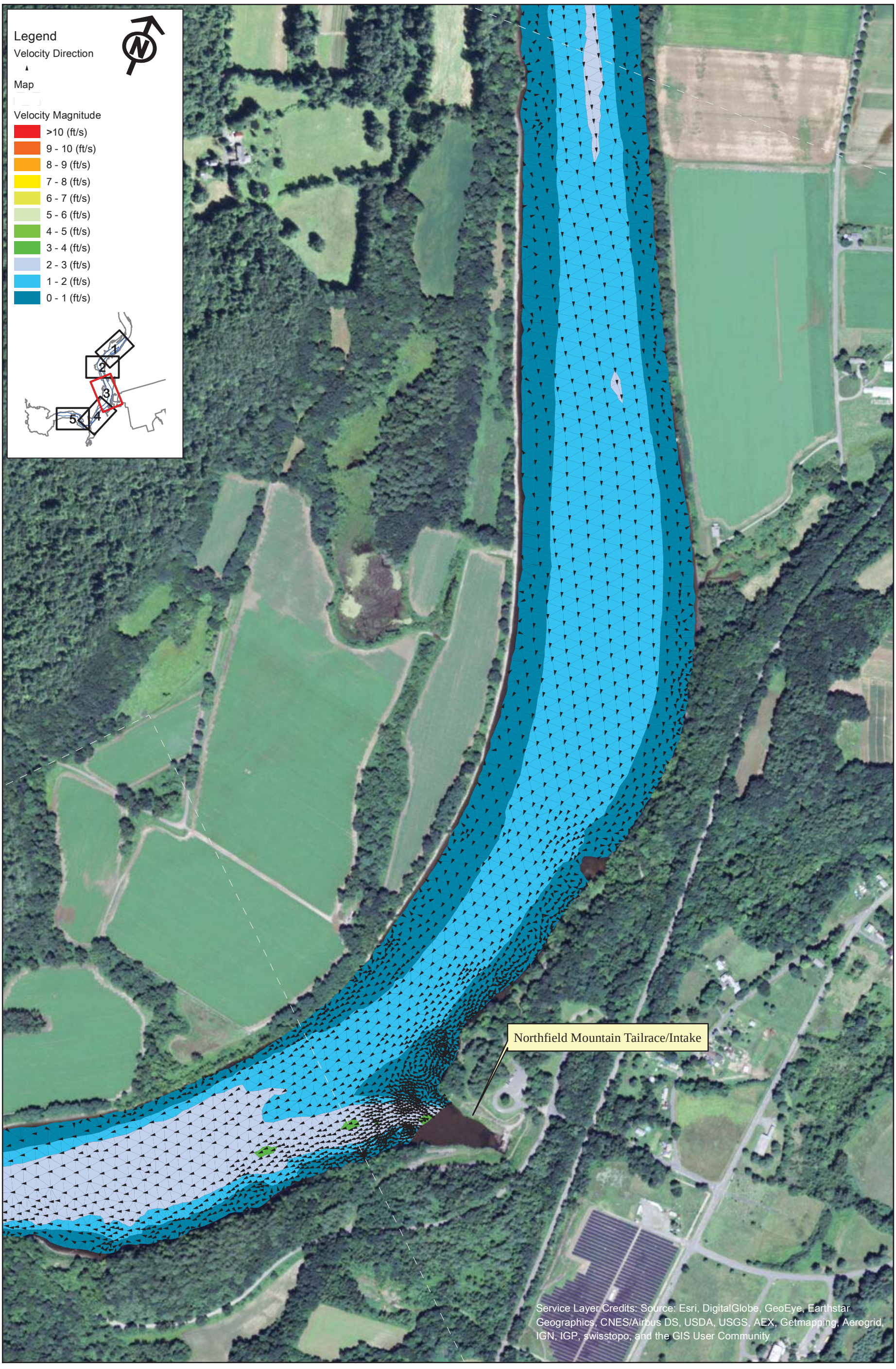

FirstLight
GDF SUEZ

Copyright © 2015 FirstLight Power Resources All rights reserved.

Northfield Mountain Pumped Storage Project (No. 2485)
and Turners Falls Hydroelectric Project (No. 1889)

STUDY REPORT
RELICENSING STUDY 3.3.9

0 250 500 1,000 Feet

Appendix B - Velocity in the Turner Falls Impoundment 5 km Upstream and 5 km Downstream of the Northfield Tailrace

Scenario 25 - Map 3
25% Exceedance Flow (15,700 cfs), 2 Units Generating (10,000 cfs), 176 WSEL at Dam

Path: W:\gis\studies\3_3_09\maps\appendix_b\velocity_vectors.mxd

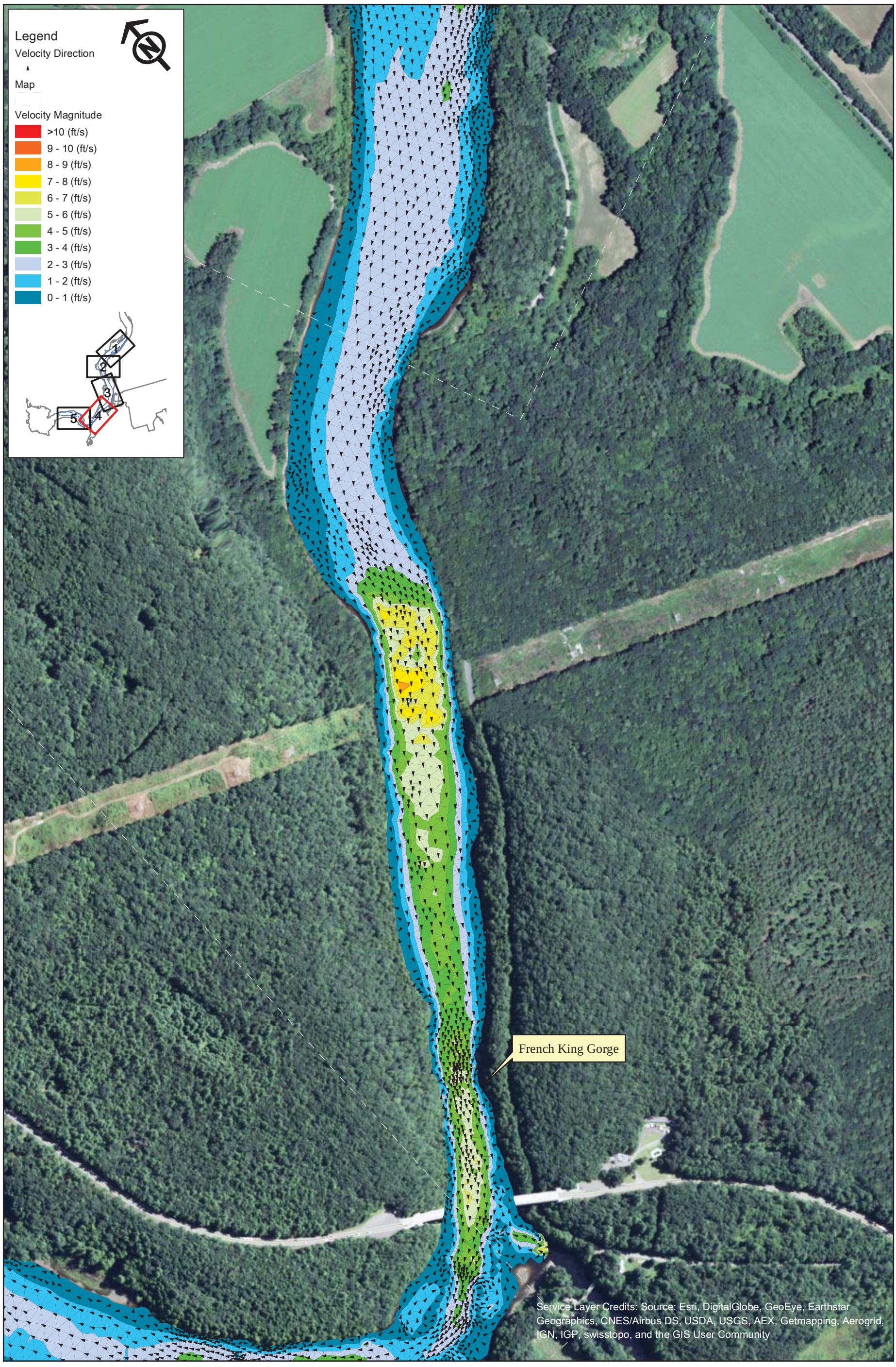

FirstLight GDF SUEZ

Northfield Mountain Pumped Storage Project (No. 2485)
and Turners Falls Hydroelectric Project (No. 1889)

STUDY REPORT
RELICENSING STUDY 3.3.9

0 250 500 1,000 Feet

Appendix B - Velocity in the Turner Falls Impoundment 5 km Upstream and 5 km Downstream of the Northfield Tailrace

Scenario 25 - Map 4
25% Exceedance Flow (15,700 cfs), 2 Units Generating (10,000 cfs), 176 WSEL at Dam

Copyright © 2015 FirstLight Power Resources All rights reserved.

Path: W:\gis\studies\3_3_09\maps\appendix_b\velocity_vectors.mxd

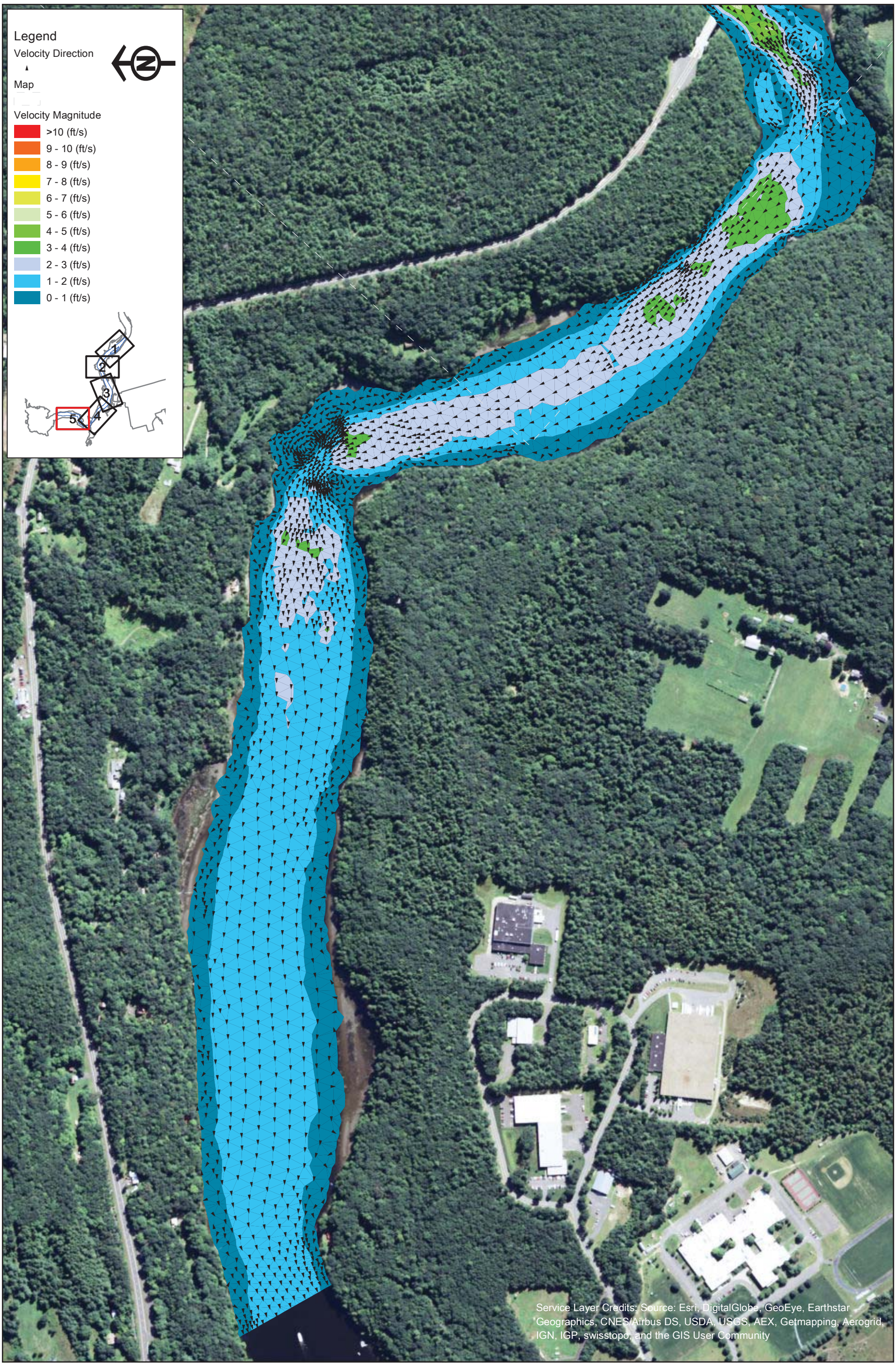

FirstLight
GDF SUEZ

Northfield Mountain Pumped Storage Project (No. 2485)
and Turners Falls Hydroelectric Project (No. 1889)

STUDY REPORT
RELICENSING STUDY 3.3.9

0 250 500 1,000 Feet

Appendix B - Velocity in the Turner Falls Impoundment 5 km Upstream and 5 km Downstream of the Northfield Tailrace

Scenario 25 - Map 5
25% Exceedance Flow (15,700 cfs), 2 Units Generating (10,000 cfs), 176 WSEL at Dam

Copyright © 2015 FirstLight Power Resources All rights reserved.

Path: W:\gis\studies\3_3_09\maps\appendix_b\velocity_vectors.mxd

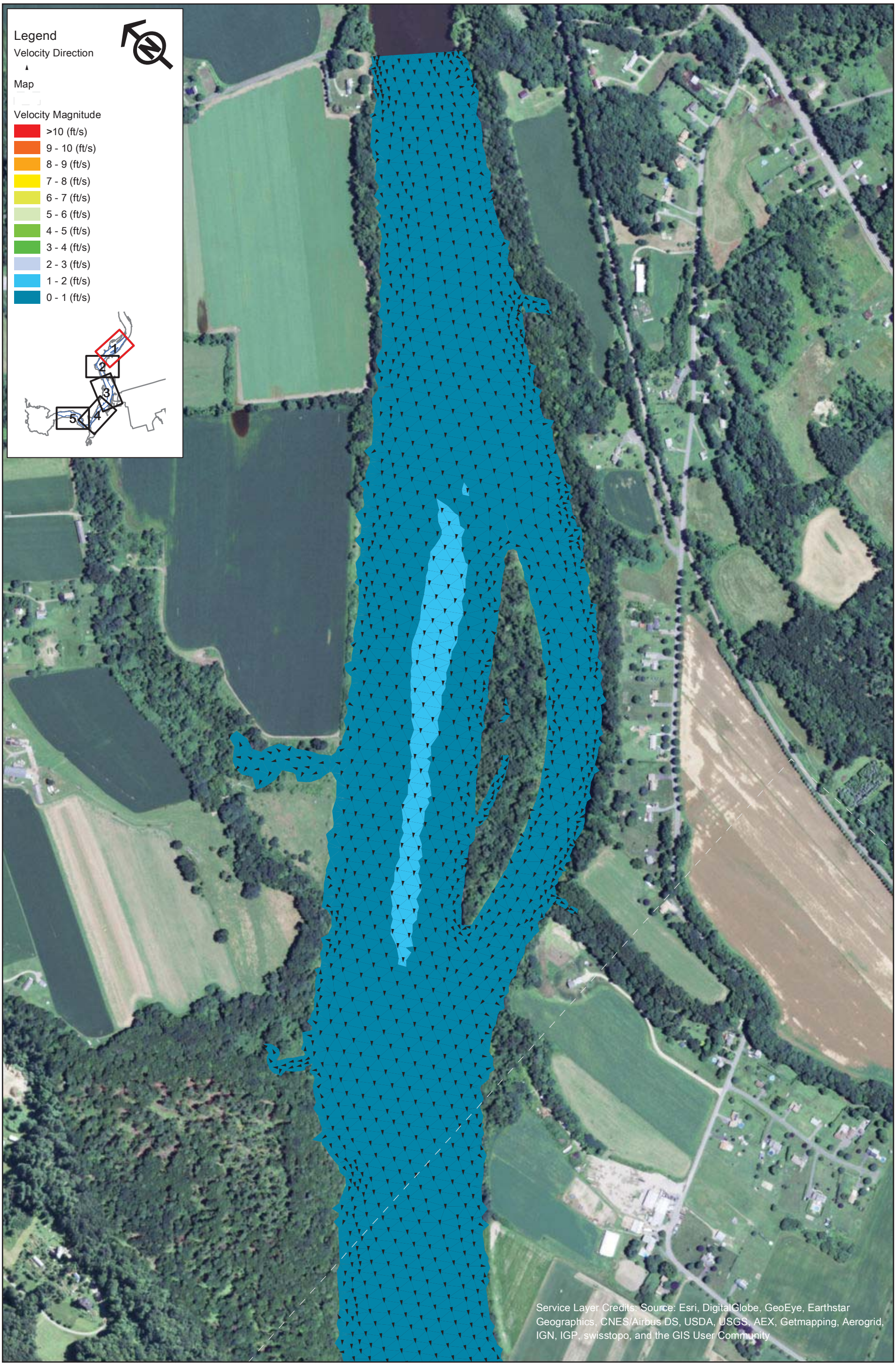

FirstLight
GDF SUEZ

Northfield Mountain Pumped Storage Project (No. 2485)
and Turners Falls Hydroelectric Project (No. 1889)

STUDY REPORT
RELICENSING STUDY 3.3.9

0 250 500 1,000 Feet

Appendix B - Velocity in the Turner Falls Impoundment 5 km Upstream and 5 km Downstream of the Northfield Tailrace

Scenario 26 - Map 1
25% Exceedance Flow (15,700 cfs), 2 Units Generating (10,000 cfs), 185 WSEL at Dam

Copyright © 2015 FirstLight Power Resources All rights reserved.

Path: W:\gis\studies\3_3_09\maps\appendix_b\velocity_vectors.mxd

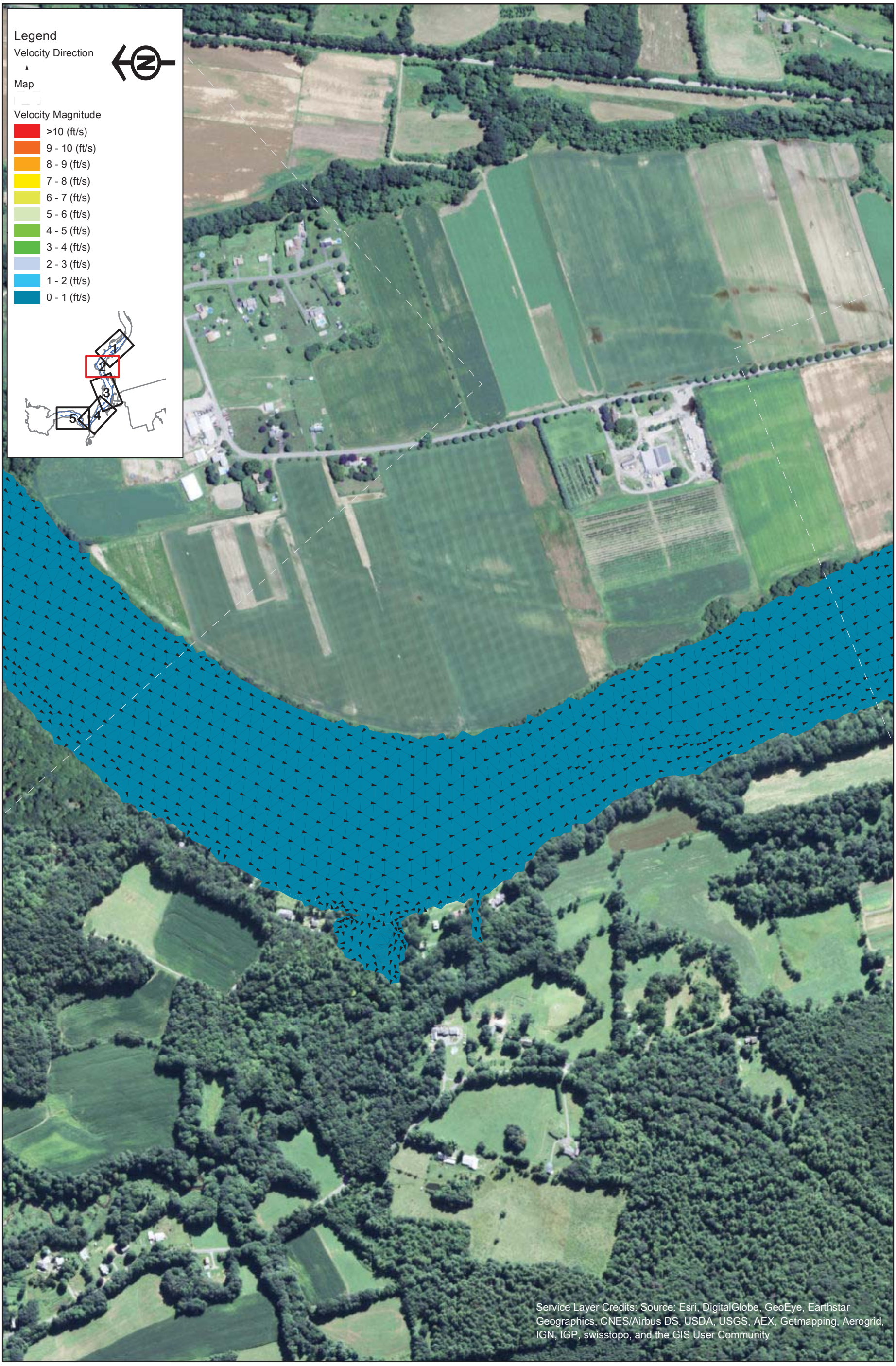

FirstLight
GDF SUEZ

Northfield Mountain Pumped Storage Project (No. 2485)
and Turners Falls Hydroelectric Project (No. 1889)

STUDY REPORT
RELICENSING STUDY 3.3.9

0 250 500 1,000 Feet

Appendix B - Velocity in the Turner Falls Impoundment 5 km Upstream and 5 km Downstream of the Northfield Tailrace

Scenario 26 - Map 2
25% Exceedance Flow (15,700 cfs), 2 Units Generating (10,000 cfs), 185 WSEL at Dam

Copyright © 2015 FirstLight Power Resources All rights reserved.

Path: W:\gis\studies\3_3_09\maps\appendix_b\velocity_vectors.mxd

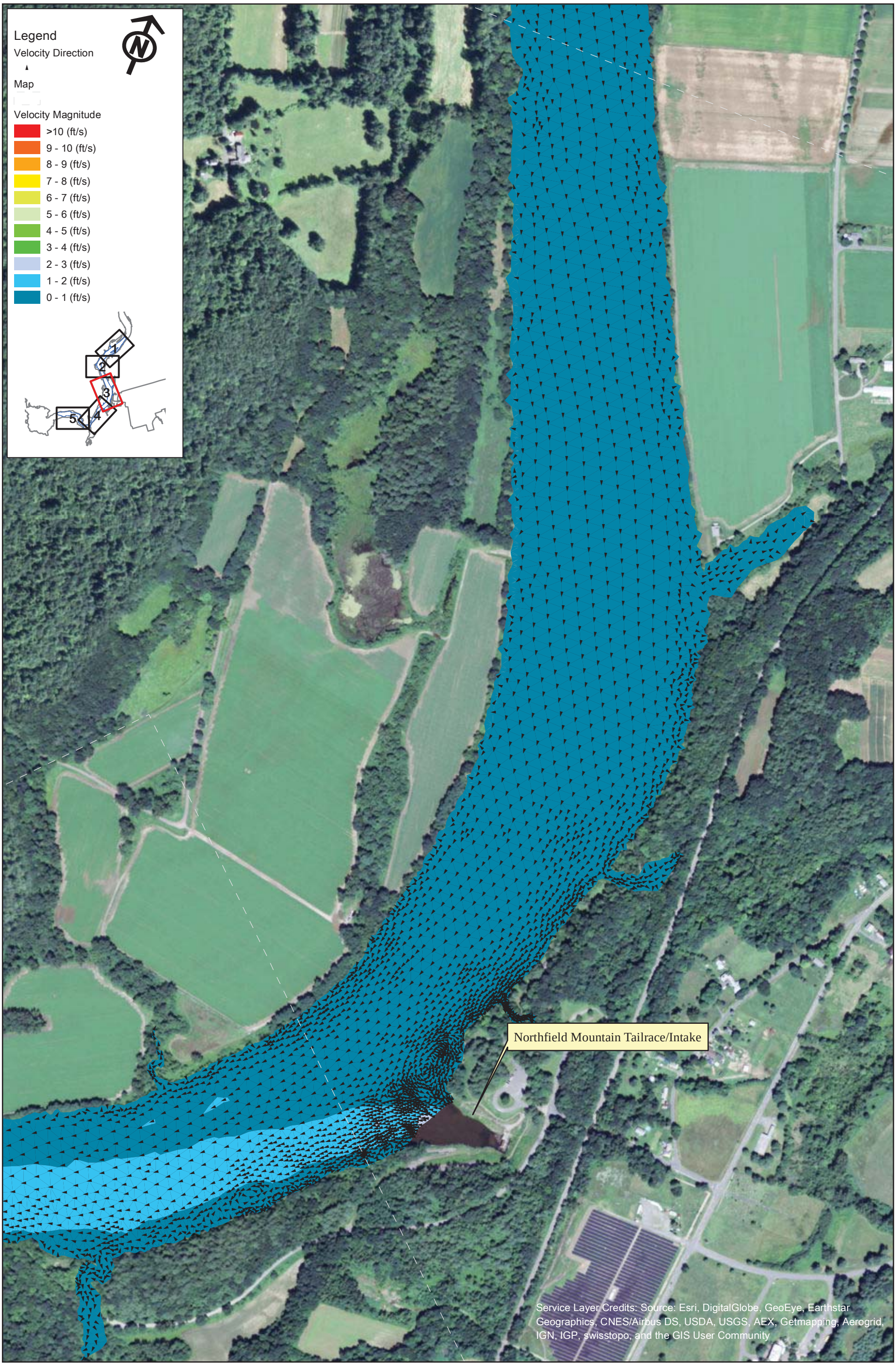

FirstLight
GDF SUEZ

Copyright © 2015 FirstLight Power Resources All rights reserved.

Northfield Mountain Pumped Storage Project (No. 2485)
and Turners Falls Hydroelectric Project (No. 1889)

STUDY REPORT
RELICENSING STUDY 3.3.9

0 250 500 1,000 Feet

Appendix B - Velocity in the Turner Falls Impoundment 5 km Upstream and 5 km Downstream of the Northfield Tailrace

Scenario 26 - Map 3
25% Exceedance Flow (15,700 cfs), 2 Units Generating (10,000 cfs), 185 WSEL at Dam

Path: W:\gis\studies\3_3_09\maps\appendix_b\velocity_vectors.mxd

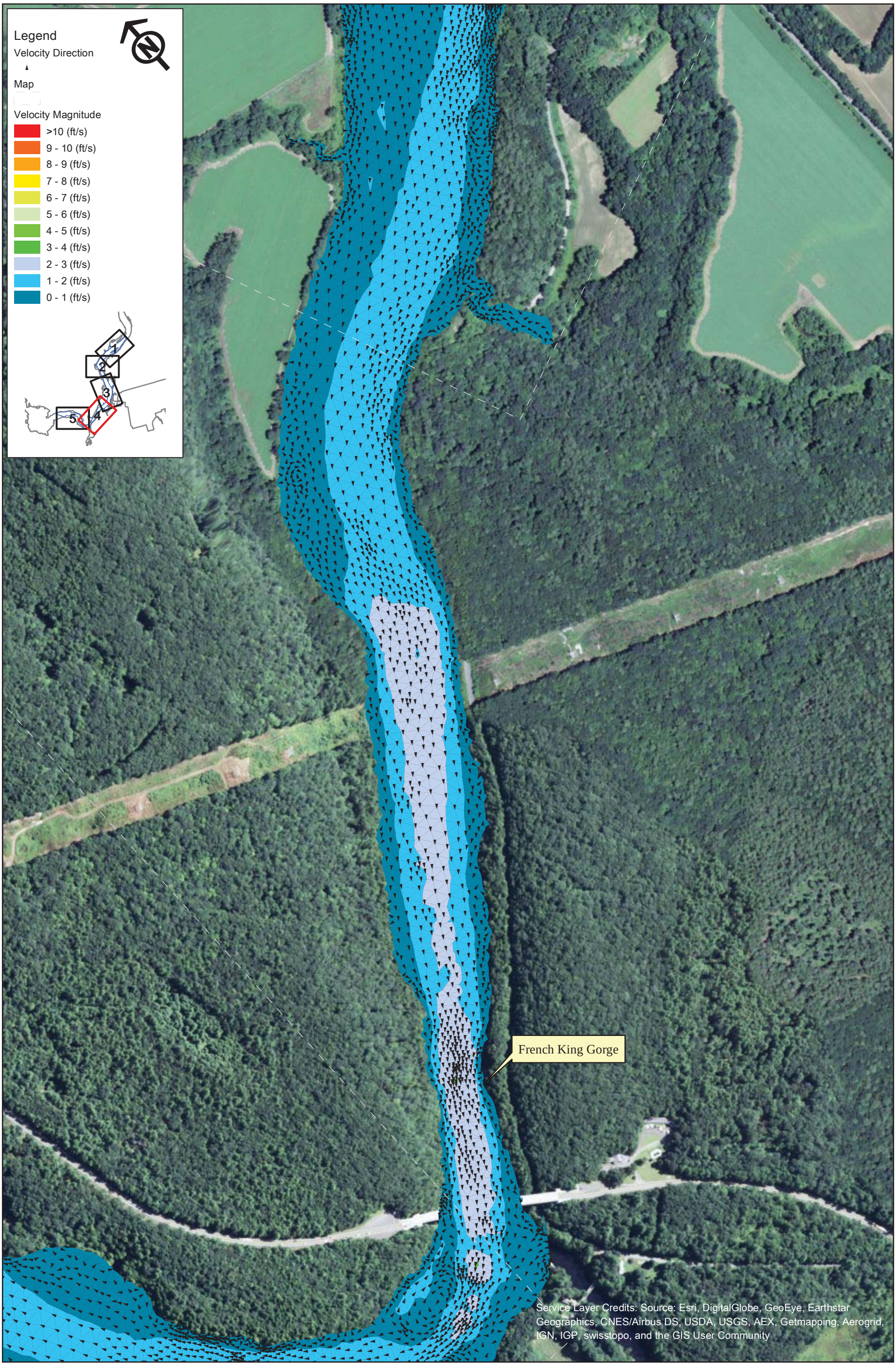

FirstLight
GDF SUEZ

Northfield Mountain Pumped Storage Project (No. 2485)
and Turners Falls Hydroelectric Project (No. 1889)

STUDY REPORT
RELICENSING STUDY 3.3.9

0 250 500 1,000 Feet

Appendix B - Velocity in the Turner Falls Impoundment 5 km Upstream and 5 km Downstream of the Northfield Tailrace

Scenario 26 - Map 4
25% Exceedance Flow (15,700 cfs), 2 Units Generating (10,000 cfs), 185 WSEL at Dam

Copyright © 2015 FirstLight Power Resources All rights reserved.

Path: W:\gis\studies\3_3_09\maps\appendix_b\velocity_vectors.mxd

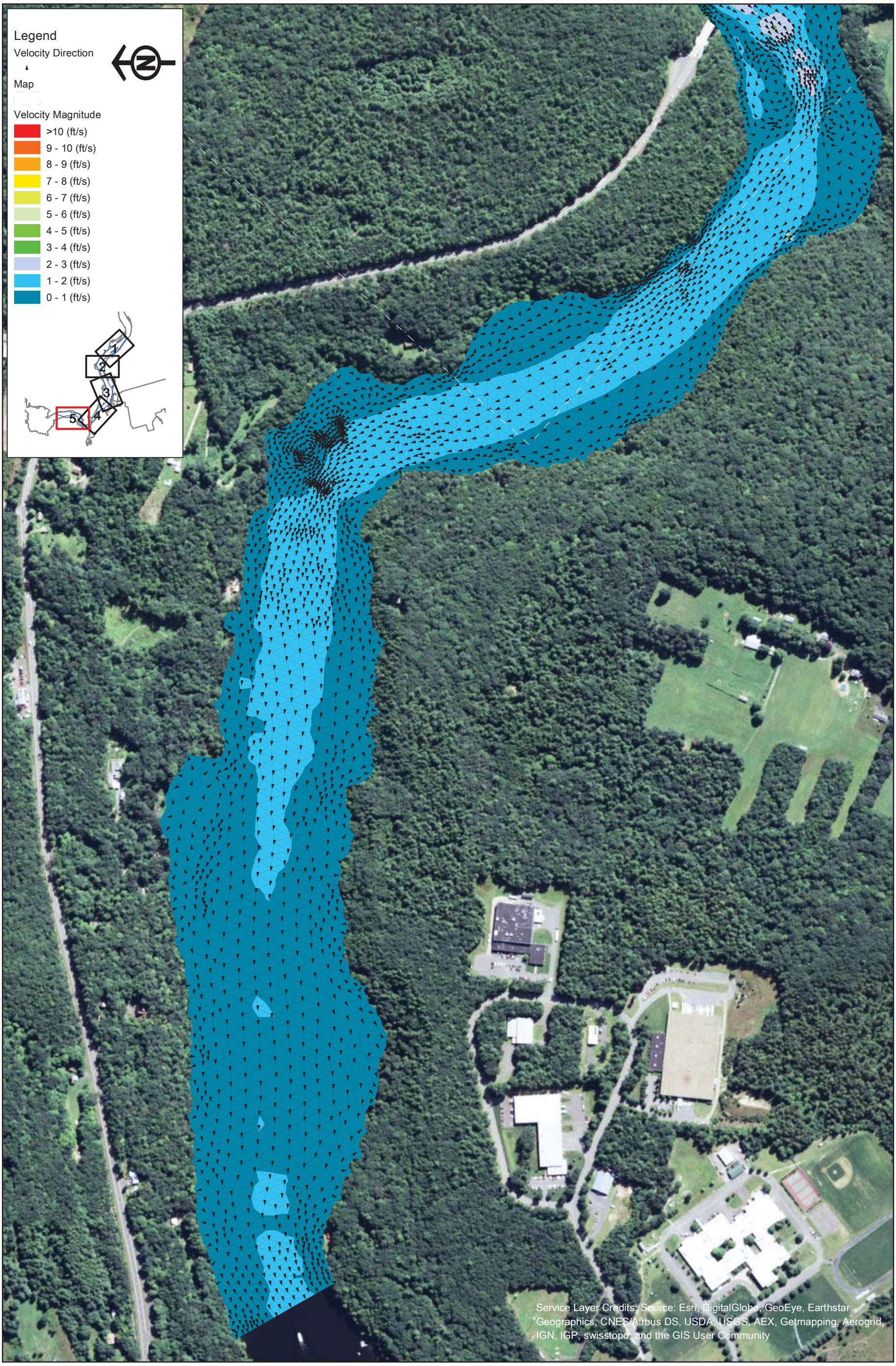

FirstLight GDF SUEZ

Northfield Mountain Pumped Storage Project (No. 2485)
and Turners Falls Hydroelectric Project (No. 1889)

STUDY REPORT
RELICENSING STUDY 3.3.9

0 250 500 1,000 Feet

Appendix B - Velocity in the Turner Falls Impoundment 5 km Upstream and 5 km Downstream of the Northfield Tailrace

Scenario 26 - Map 5
25% Exceedance Flow (15,700 cfs), 2 Units Generating (10,000 cfs), 185 WSEL at Dam

Copyright © 2015 FirstLight Power Resources All rights reserved.

Path: W:\gis\studies\3_3_09\maps\appendix_b\velocity_vectors.mxd

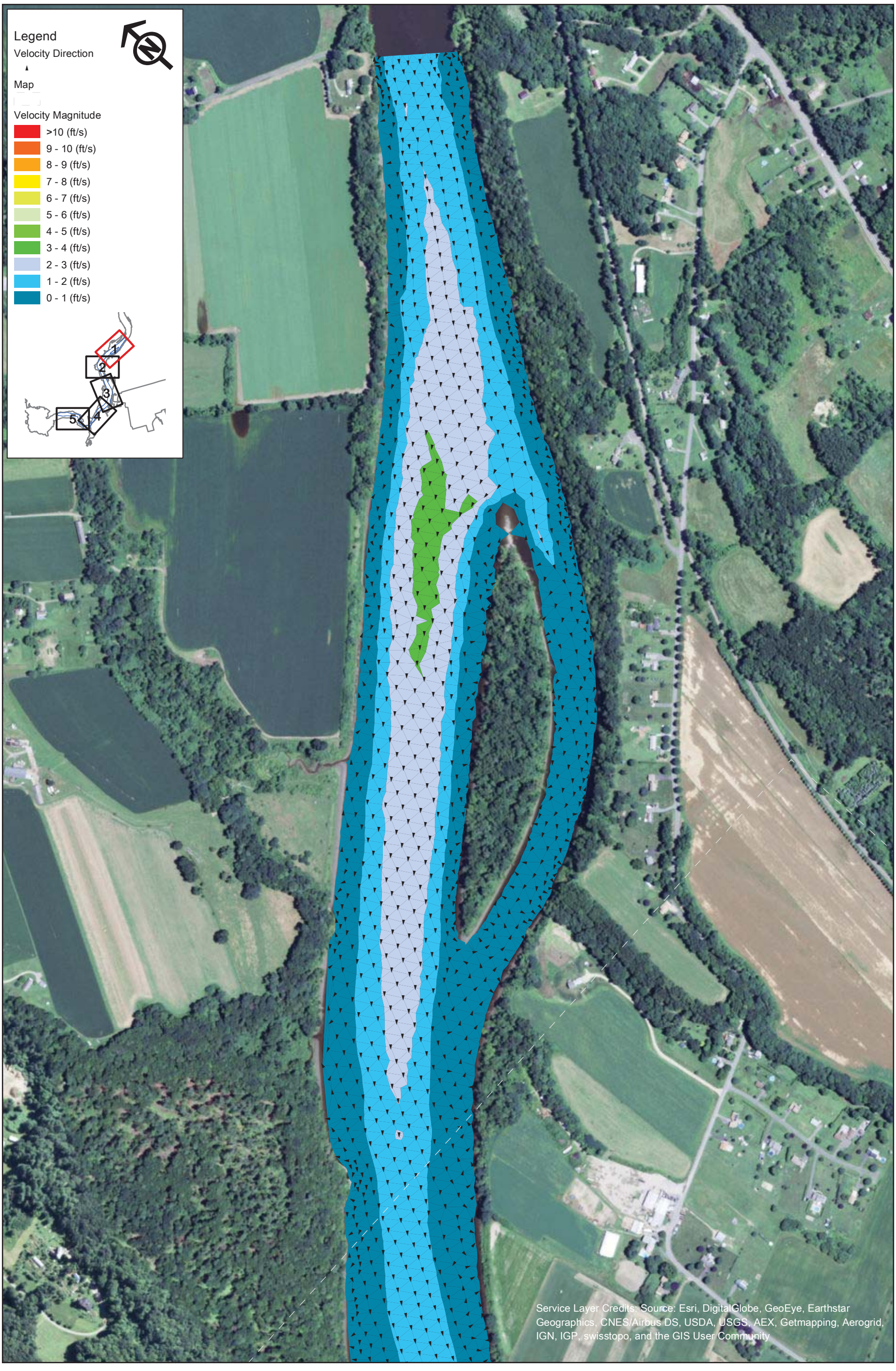

FirstLight
GDF SUEZ

Northfield Mountain Pumped Storage Project (No. 2485)
and Turners Falls Hydroelectric Project (No. 1889)

STUDY REPORT
RELICENSING STUDY 3.3.9

0 250 500 1,000 Feet

Appendix B - Velocity in the Turner Falls Impoundment 5 km Upstream and 5 km Downstream of the Northfield Tailrace

Scenario 27 - Map 1
25% Exceedance Flow (15,700 cfs), 4 Units Generating (20,000 cfs), 176 WSEL at Dam

Copyright © 2015 FirstLight Power Resources All rights reserved.

Path: W:\gis\studies\3_3_09\maps\appendix_b\velocity_vectors.mxd

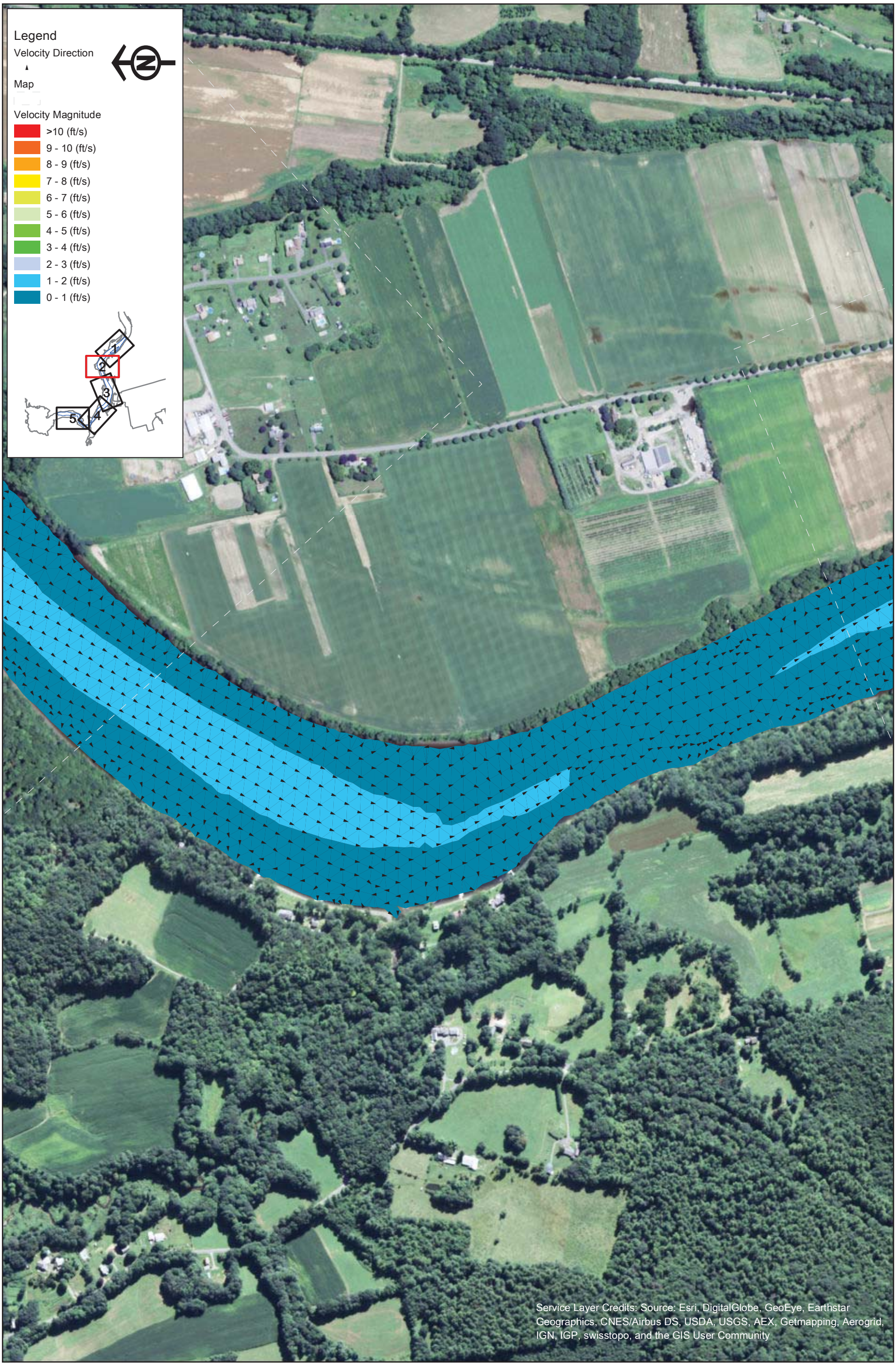

FirstLight GDF SUEZ

Northfield Mountain Pumped Storage Project (No. 2485)
and Turners Falls Hydroelectric Project (No. 1889)

STUDY REPORT
RELICENSING STUDY 3.3.9

0 250 500 1,000 Feet

Appendix B - Velocity in the Turner Falls Impoundment 5 km Upstream and 5 km Downstream of the Northfield Tailrace

Scenario 27 - Map 2
25% Exceedance Flow (15,700 cfs), 4 Units Generating (20,000 cfs), 176 WSEL at Dam

Copyright © 2015 FirstLight Power Resources All rights reserved.

Path: W:\gis\studies\3_3_09\maps\appendix_b\velocity_vectors.mxd

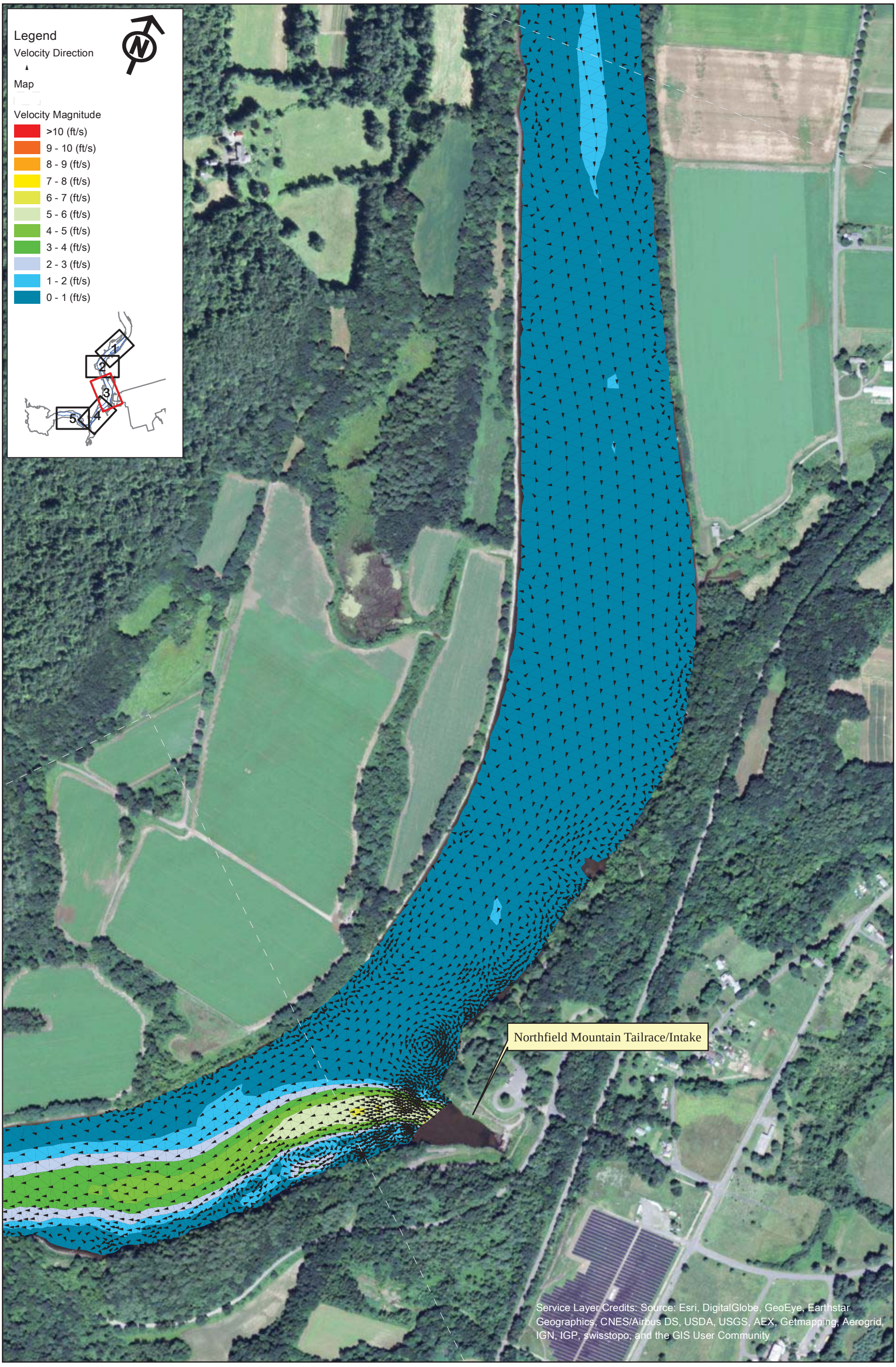

FirstLight
GDF SUEZ

Copyright © 2015 FirstLight Power Resources All rights reserved.

Northfield Mountain Pumped Storage Project (No. 2485)
and Turners Falls Hydroelectric Project (No. 1889)

STUDY REPORT
RELICENSING STUDY 3.3.9

0 250 500 1,000 Feet

Appendix B - Velocity in the Turner Falls Impoundment 5 km Upstream and 5 km Downstream of the Northfield Tailrace

Scenario 27 - Map 3
25% Exceedance Flow (15,700 cfs), 4 Units Generating (20,000 cfs), 176 WSEL at Dam

Path: W:\gis\studies\3_3_09\maps\appendix_b\velocity_vectors.mxd

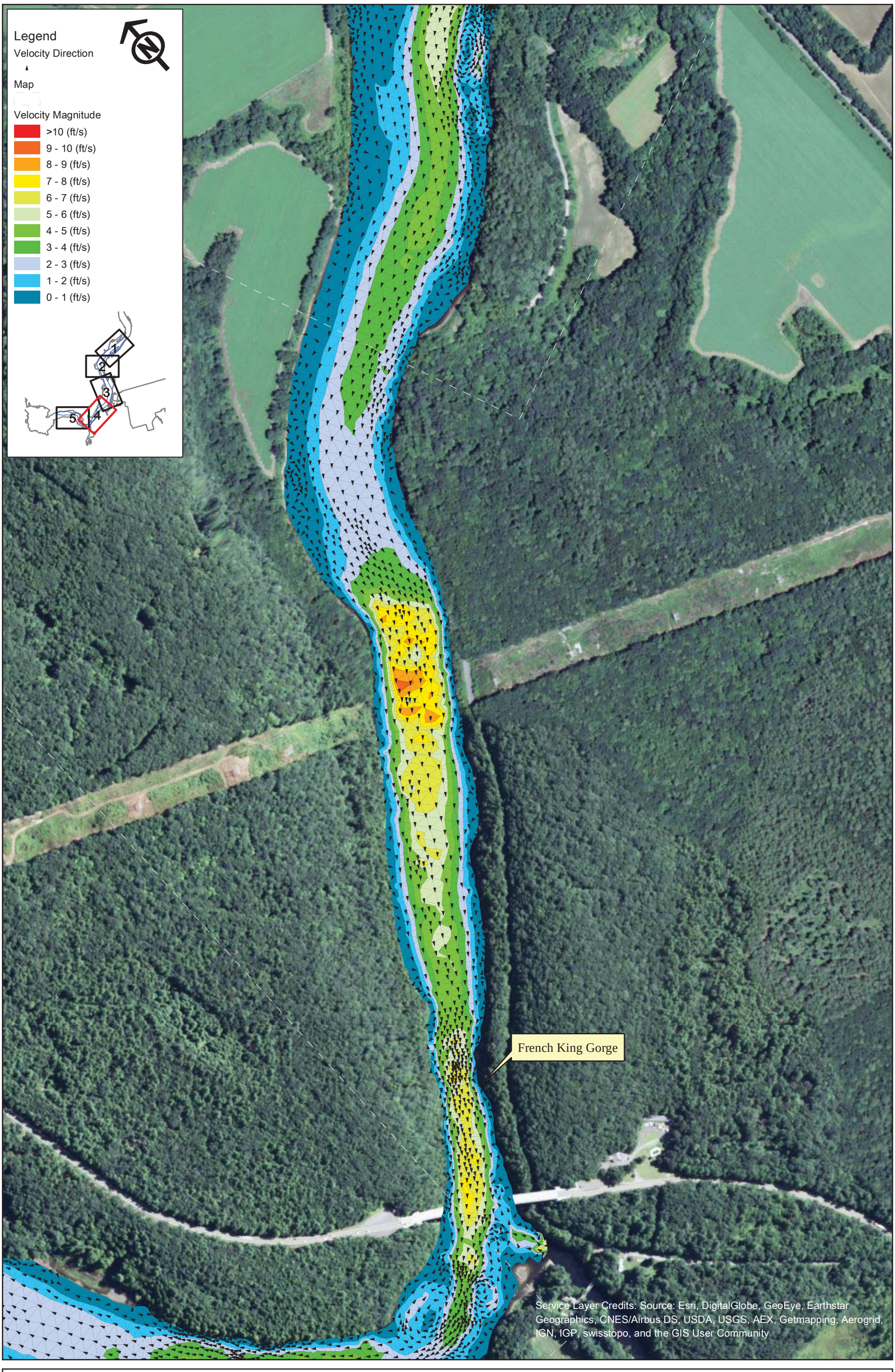

FirstLight GDF SUEZ

Northfield Mountain Pumped Storage Project (No. 2485)
and Turners Falls Hydroelectric Project (No. 1889)

STUDY REPORT
RELICENSING STUDY 3.3.9

0 250 500 1,000 Feet

Appendix B - Velocity in the Turner Falls Impoundment 5 km Upstream and 5 km Downstream of the Northfield Tailrace

Scenario 27 - Map 4
25% Exceedance Flow (15,700 cfs), 4 Units Generating (20,000 cfs), 176 WSEL at Dam

Copyright © 2015 FirstLight Power Resources All rights reserved.

Path: W:\gis\studies\3_3_09\maps\appendix_b\velocity_vectors.mxd

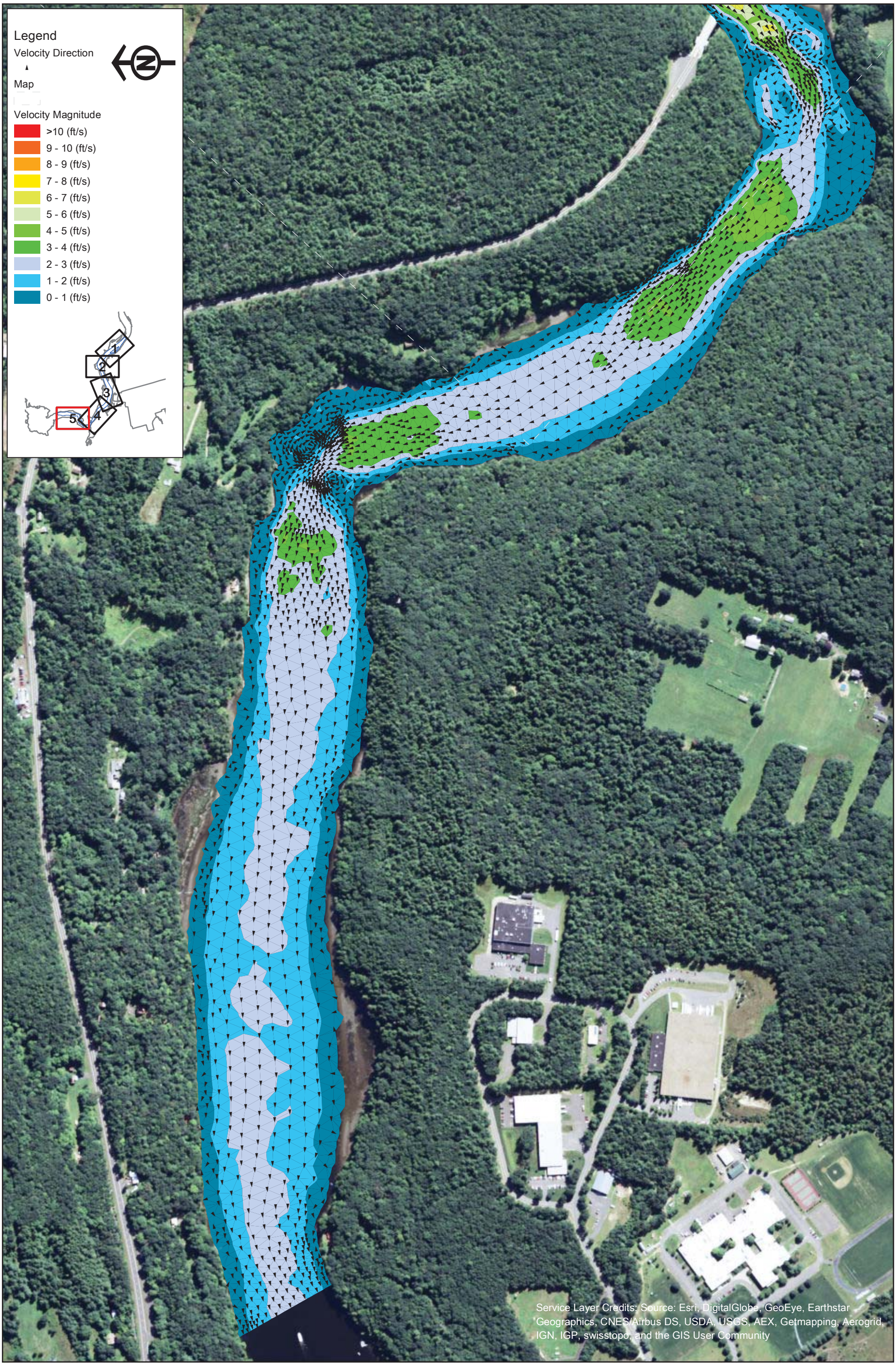

FirstLight GDF SUEZ

Northfield Mountain Pumped Storage Project (No. 2485)
and Turners Falls Hydroelectric Project (No. 1889)

STUDY REPORT
RELICENSING STUDY 3.3.9

0 250 500 1,000 Feet

Appendix B - Velocity in the Turner Falls Impoundment 5 km Upstream and 5 km Downstream of the Northfield Tailrace

Scenario 27 - Map 5
25% Exceedance Flow (15,700 cfs), 4 Units Generating (20,000 cfs), 176 WSEL at Dam

Copyright © 2015 FirstLight Power Resources All rights reserved.

Path: W:\gis\studies\3_3_09\maps\appendix_b\velocity_vectors.mxd

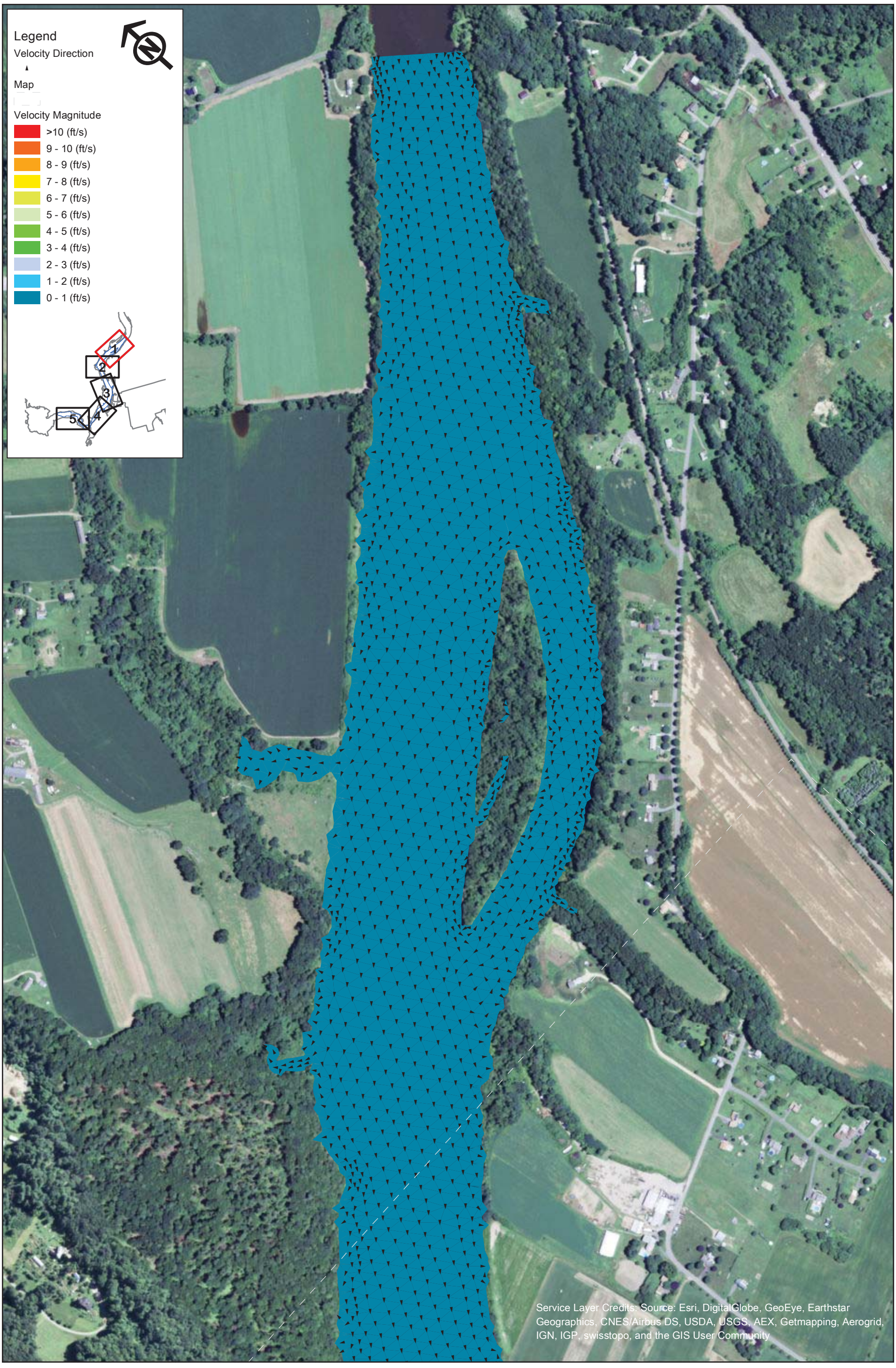

FirstLight
GDF SUEZ

Northfield Mountain Pumped Storage Project (No. 2485)
and Turners Falls Hydroelectric Project (No. 1889)

STUDY REPORT
RELICENSING STUDY 3.3.9

0 250 500 1,000 Feet

Appendix B - Velocity in the Turner Falls Impoundment 5 km Upstream and 5 km Downstream of the Northfield Tailrace

Scenario 28 - Map 1
25% Exceedance Flow (15,700 cfs), 4 Units Generating (20,000 cfs), 185 WSEL at Dam

Copyright © 2015 FirstLight Power Resources All rights reserved.

Path: W:\gis\studies\3_3_09\maps\appendix_b\velocity_vectors.mxd

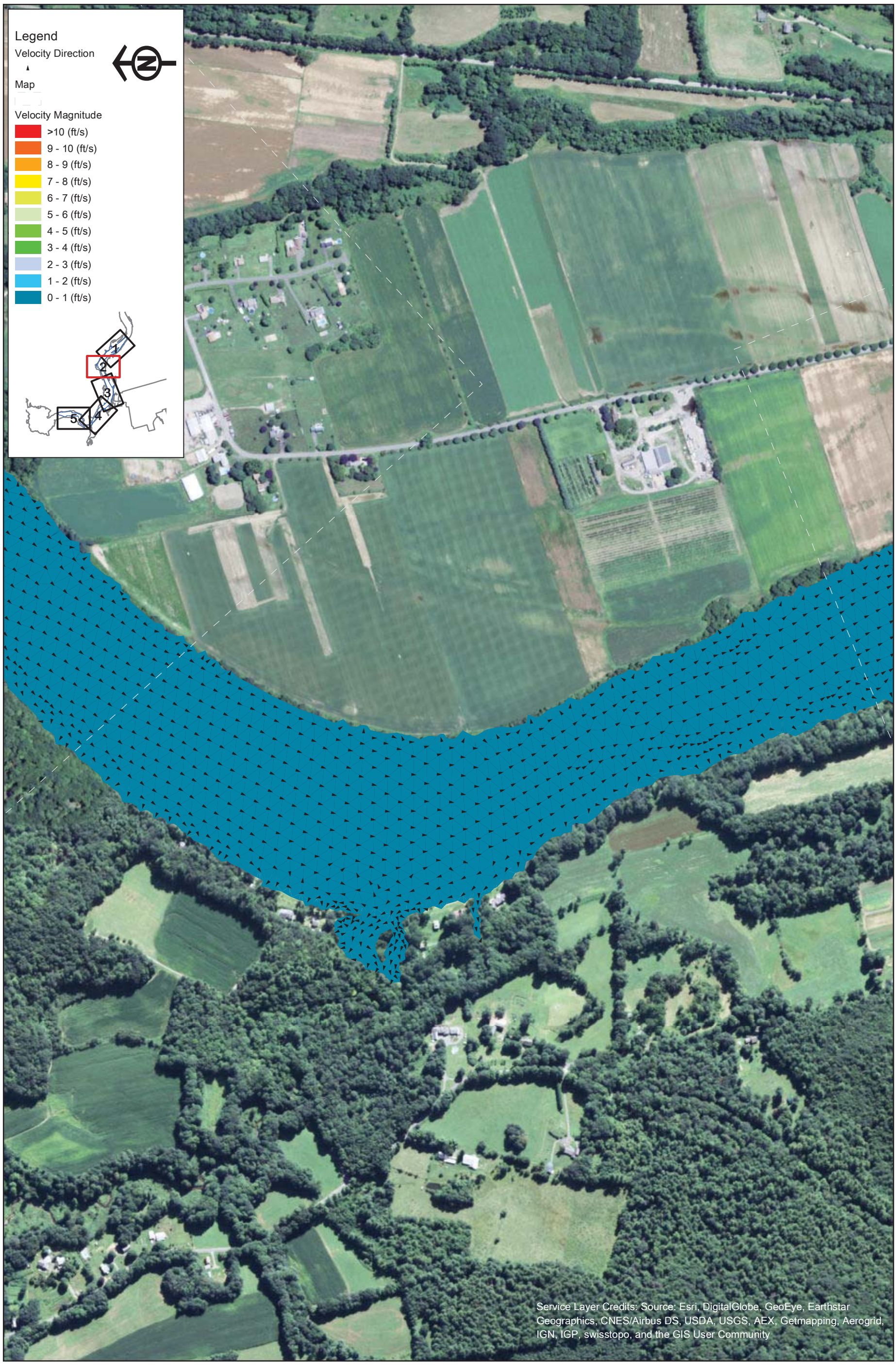

FirstLight GDF SUEZ

Northfield Mountain Pumped Storage Project (No. 2485)
and Turners Falls Hydroelectric Project (No. 1889)

STUDY REPORT
RELICENSING STUDY 3.3.9

0 250 500 1,000 Feet

Appendix B - Velocity in the Turner Falls Impoundment 5 km Upstream and 5 km Downstream of the Northfield Tailrace

Scenario 28 - Map 2
25% Exceedance Flow (15,700 cfs), 4 Units Generating (20,000 cfs), 185 WSEL at Dam

Copyright © 2015 FirstLight Power Resources All rights reserved.

Path: W:\gis\studies\3_3_09\maps\appendix_b\velocity_vectors.mxd

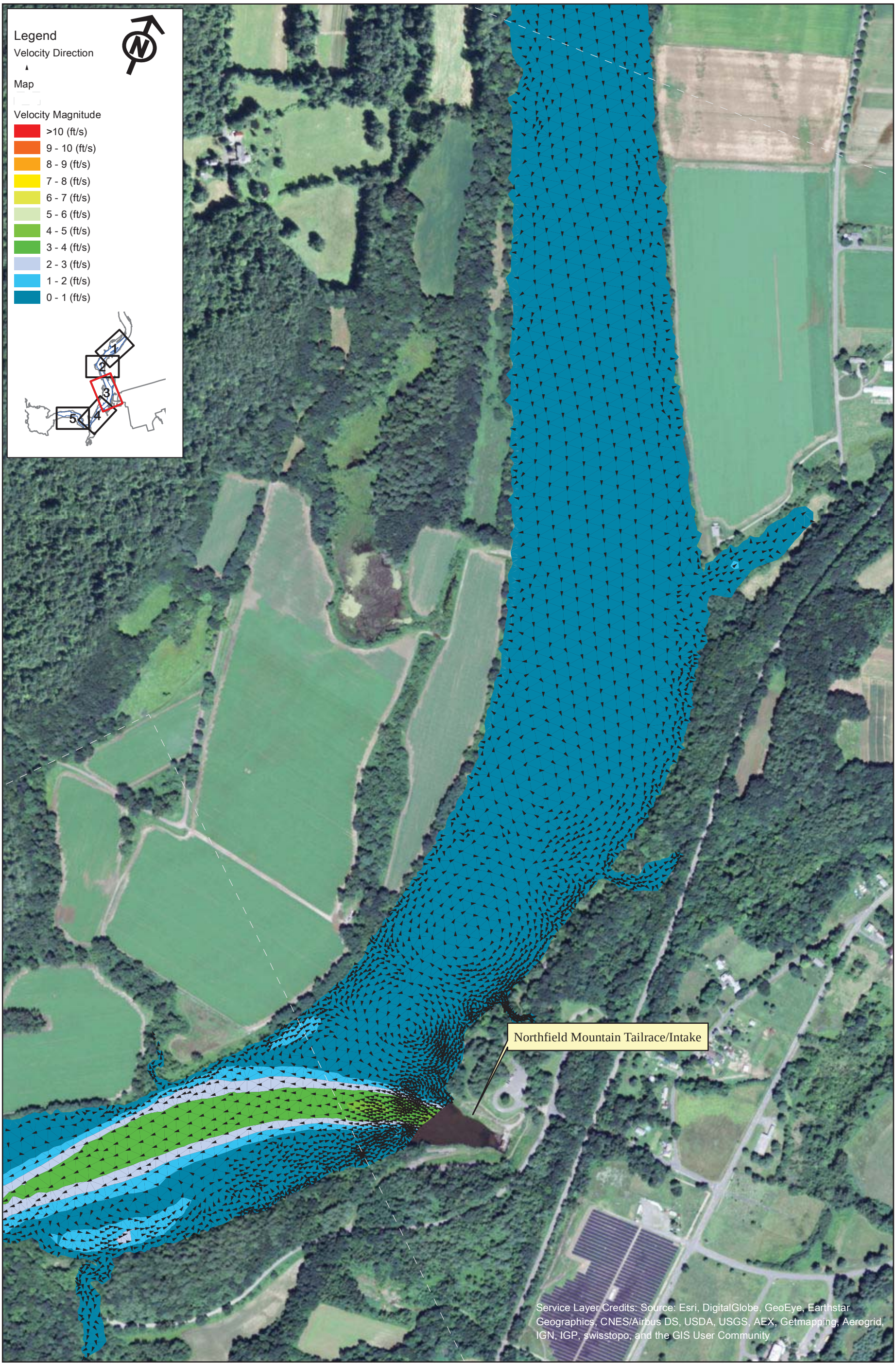

FirstLight GDF SUEZ

Northfield Mountain Pumped Storage Project (No. 2485)
and Turners Falls Hydroelectric Project (No. 1889)

STUDY REPORT
RELICENSING STUDY 3.3.9

0 250 500 1,000 Feet

Appendix B - Velocity in the Turner Falls Impoundment 5 km Upstream and 5 km Downstream of the Northfield Tailrace

Scenario 28 - Map 3
25% Exceedance Flow (15,700 cfs), 4 Units Generating (20,000 cfs), 185 WSEL at Dam

Copyright © 2015 FirstLight Power Resources All rights reserved.

Path: W:\gis\studies\3_3_09\maps\appendix_b\velocity_vectors.mxd

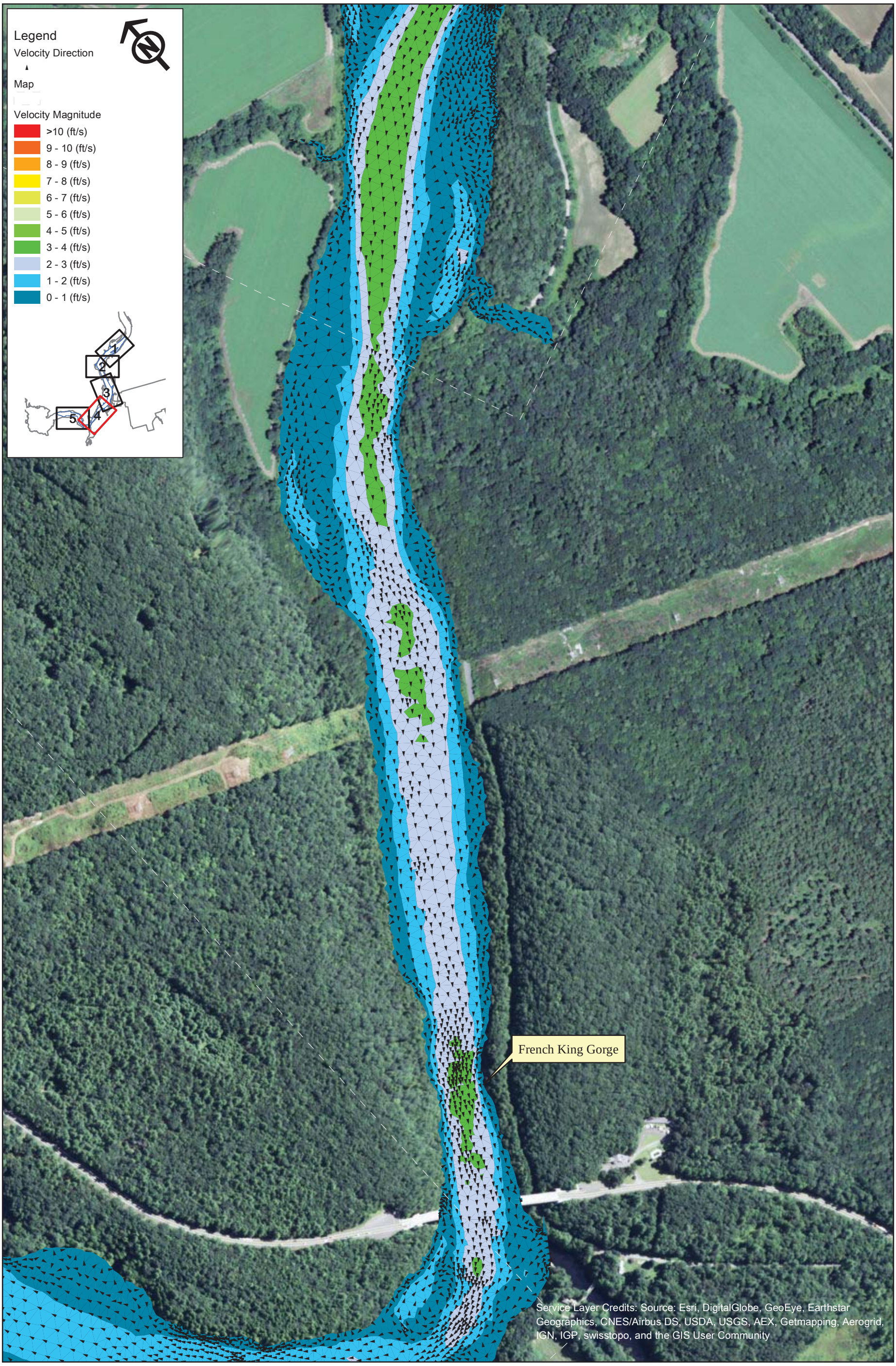

FirstLight
GDF SUEZ

Northfield Mountain Pumped Storage Project (No. 2485)
and Turners Falls Hydroelectric Project (No. 1889)

STUDY REPORT
RELICENSING STUDY 3.3.9

0 250 500 1,000 Feet

Appendix B - Velocity in the Turner Falls Impoundment 5 km Upstream and 5 km Downstream of the Northfield Tailrace

Scenario 28 - Map 4
25% Exceedance Flow (15,700 cfs), 4 Units Generating (20,000 cfs), 185 WSEL at Dam

Copyright © 2015 FirstLight Power Resources All rights reserved.

Path: W:\gis\studies\3_3_09\maps\appendix_b\velocity_vectors.mxd

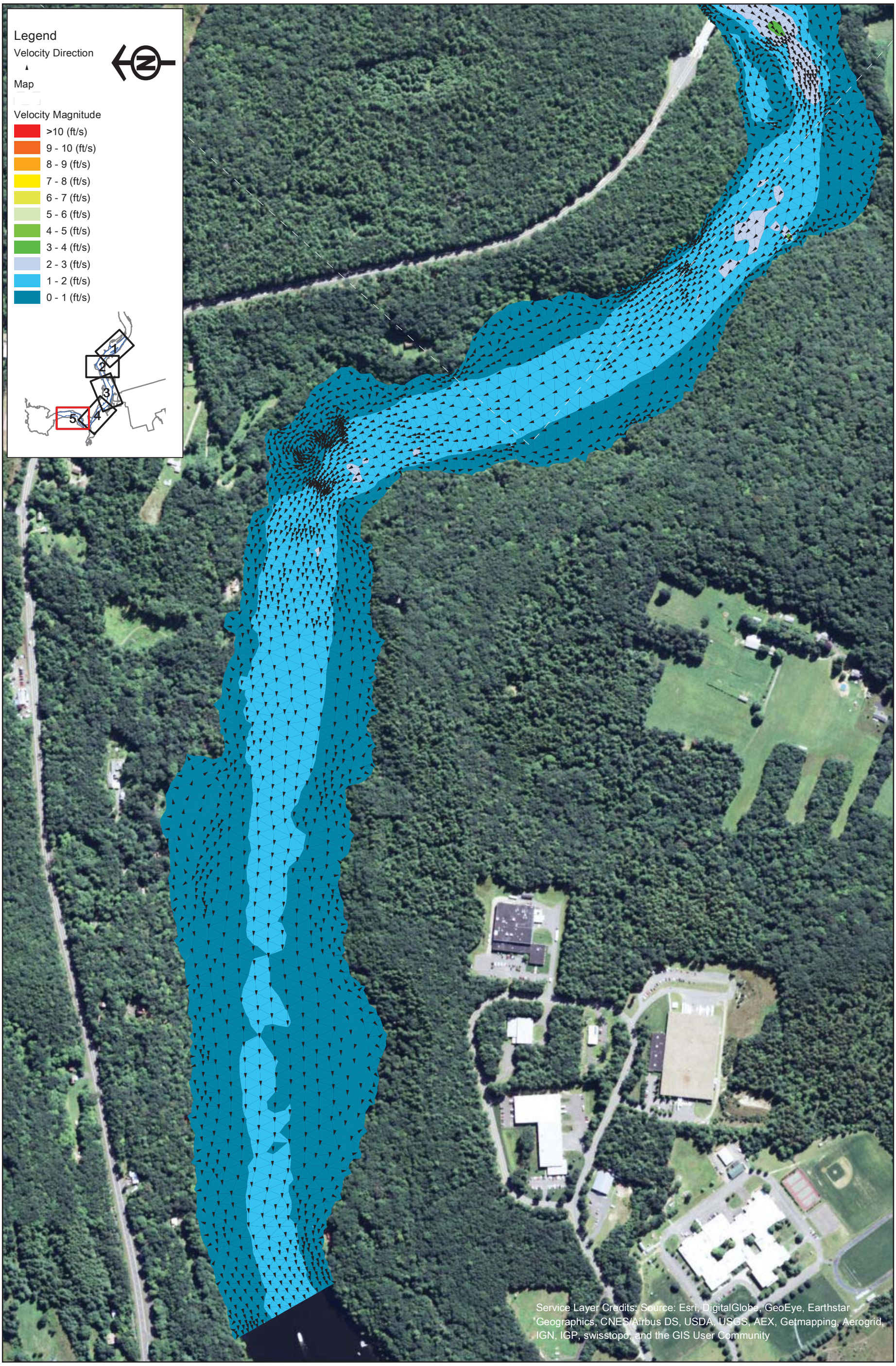

FirstLight GDF SUEZ

Northfield Mountain Pumped Storage Project (No. 2485)
and Turners Falls Hydroelectric Project (No. 1889)

STUDY REPORT
RELICENSING STUDY 3.3.9

0 250 500 1,000 Feet

Appendix B - Velocity in the Turner Falls Impoundment 5 km Upstream and 5 km Downstream of the Northfield Tailrace

Scenario 28 - Map 5
25% Exceedance Flow (15,700 cfs), 4 Units Generating (20,000 cfs), 185 WSEL at Dam

Copyright © 2015 FirstLight Power Resources All rights reserved.

Path: W:\gis\studies\3_3_09\maps\appendix_b\velocity_vectors.mxd

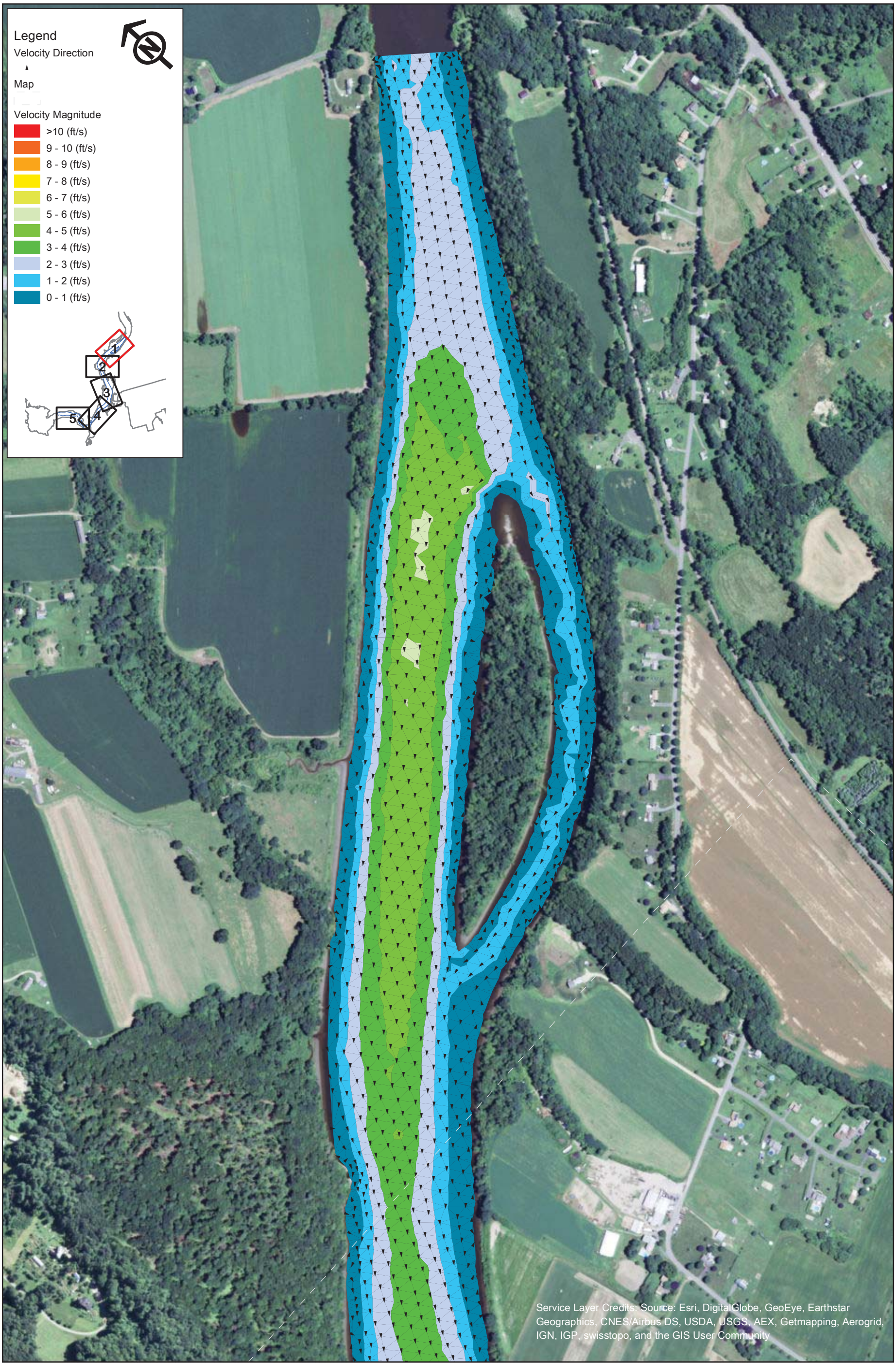

FirstLight
GDF SUEZ

Northfield Mountain Pumped Storage Project (No. 2485)
and Turners Falls Hydroelectric Project (No. 1889)

STUDY REPORT
RELICENSING STUDY 3.3.9

0 250 500 1,000 Feet

Appendix B - Velocity in the Turner Falls Impoundment 5 km Upstream and 5 km Downstream of the Northfield Tailrace

Scenario 29 - Map 1
25% Exceedance Flow (15,700 cfs), 2 Units Pumping (7,600 cfs), 176 WSEL at Dam

Copyright © 2015 FirstLight Power Resources All rights reserved.

Path: W:\gis\studies\3_3_09\maps\appendix_b\velocity_vectors.mxd

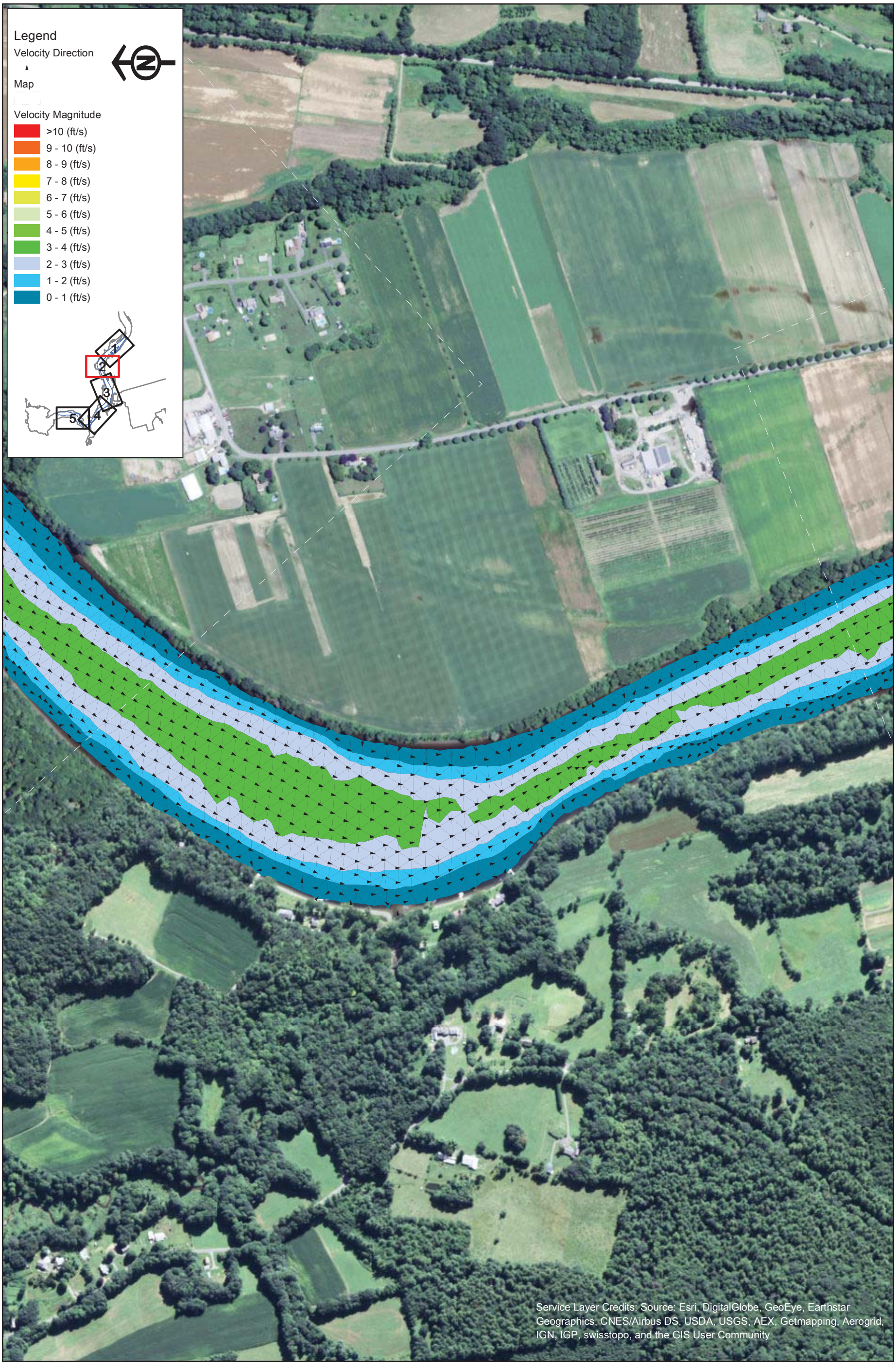

FirstLight
GDF SUEZ

Copyright © 2015 FirstLight Power Resources All rights reserved.

Northfield Mountain Pumped Storage Project (No. 2485)
and Turners Falls Hydroelectric Project (No. 1889)

STUDY REPORT
RELICENSING STUDY 3.3.9

0 250 500 1,000 Feet

Appendix B - Velocity in the Turner Falls Impoundment 5 km Upstream and 5 km Downstream of the Northfield Tailrace

Scenario 29 - Map 2
25% Exceedance Flow (15,700 cfs), 2 Units Pumping (7,600 cfs), 176 WSEL at Dam

Path: W:\gis\studies\3_3_09\maps\appendix_b\velocity_vectors.mxd

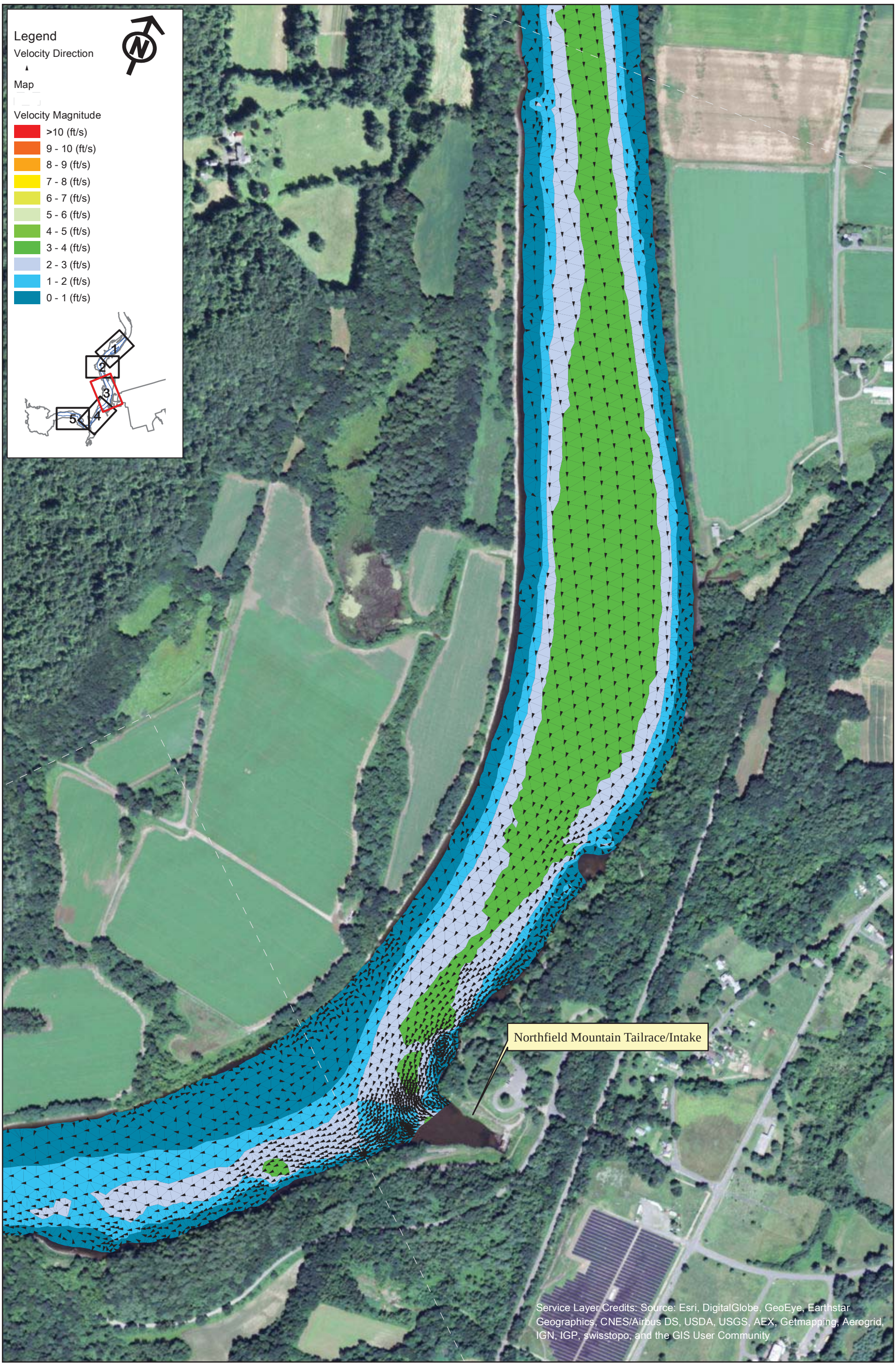

FirstLight
GDF SUEZ

Northfield Mountain Pumped Storage Project (No. 2485)
and Turners Falls Hydroelectric Project (No. 1889)

STUDY REPORT
RELICENSING STUDY 3.3.9

0 250 500 1,000 Feet

Appendix B - Velocity in the Turner Falls Impoundment 5 km Upstream and 5 km Downstream of the Northfield Tailrace

Scenario 29 - Map 3
25% Exceedance Flow (15,700 cfs), 2 Units Pumping (7,600 cfs), 176 WSEL at Dam

Copyright © 2015 FirstLight Power Resources All rights reserved.

Path: W:\gis\studies\3_3_09\maps\appendix_b\velocity_vectors.mxd

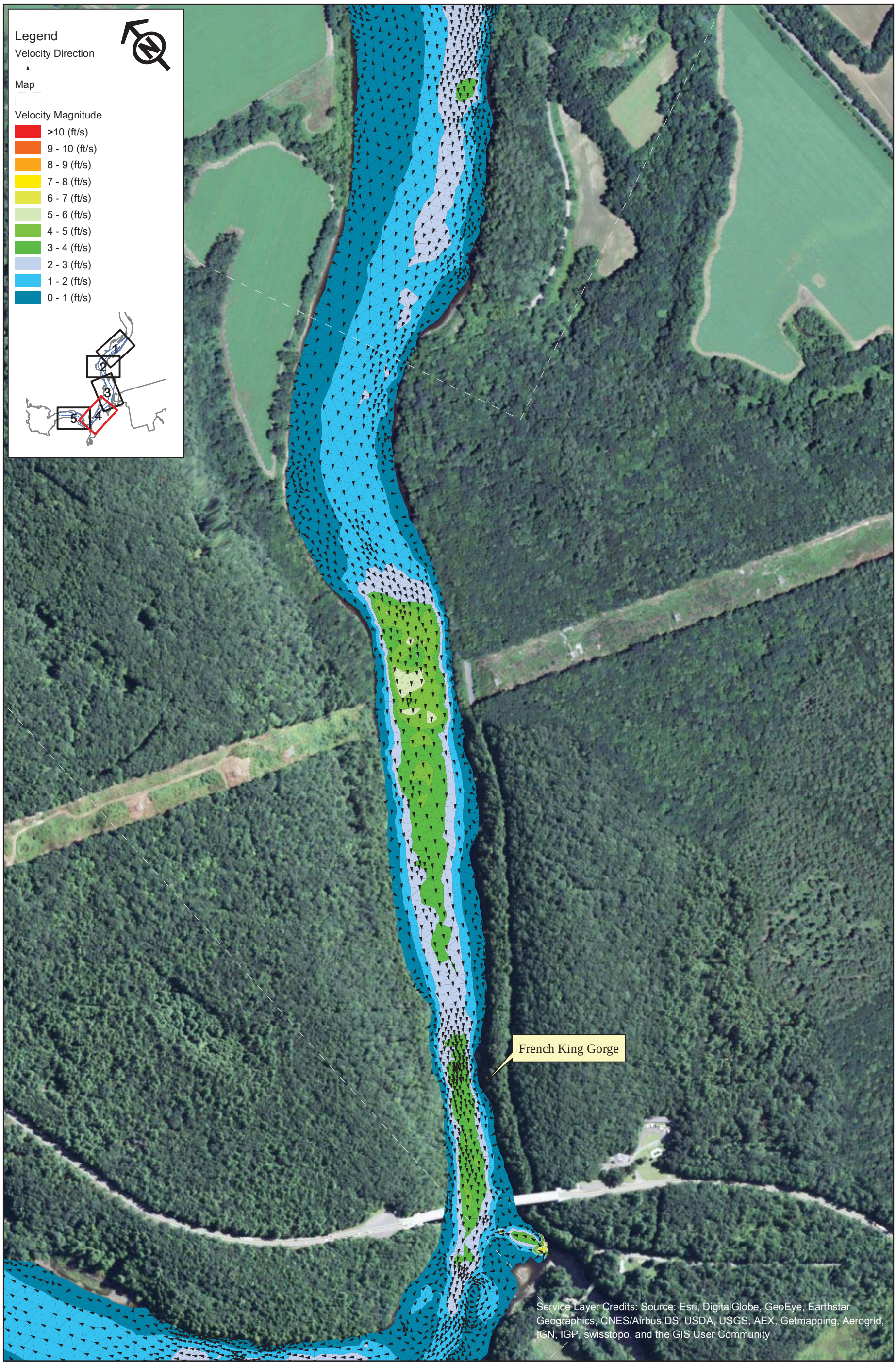

FirstLight GDF SUEZ

Northfield Mountain Pumped Storage Project (No. 2485)
and Turners Falls Hydroelectric Project (No. 1889)

STUDY REPORT
RELICENSING STUDY 3.3.9

0 250 500 1,000 Feet

Appendix B - Velocity in the Turner Falls Impoundment 5 km Upstream and 5 km Downstream of the Northfield Tailrace

Scenario 29 - Map 4
25% Exceedance Flow (15,700 cfs), 2 Units Pumping (7,600 cfs), 176 WSEL at Dam

Copyright © 2015 FirstLight Power Resources All rights reserved.

Path: W:\gis\studies\3_3_09\maps\appendix_b\velocity_vectors.mxd

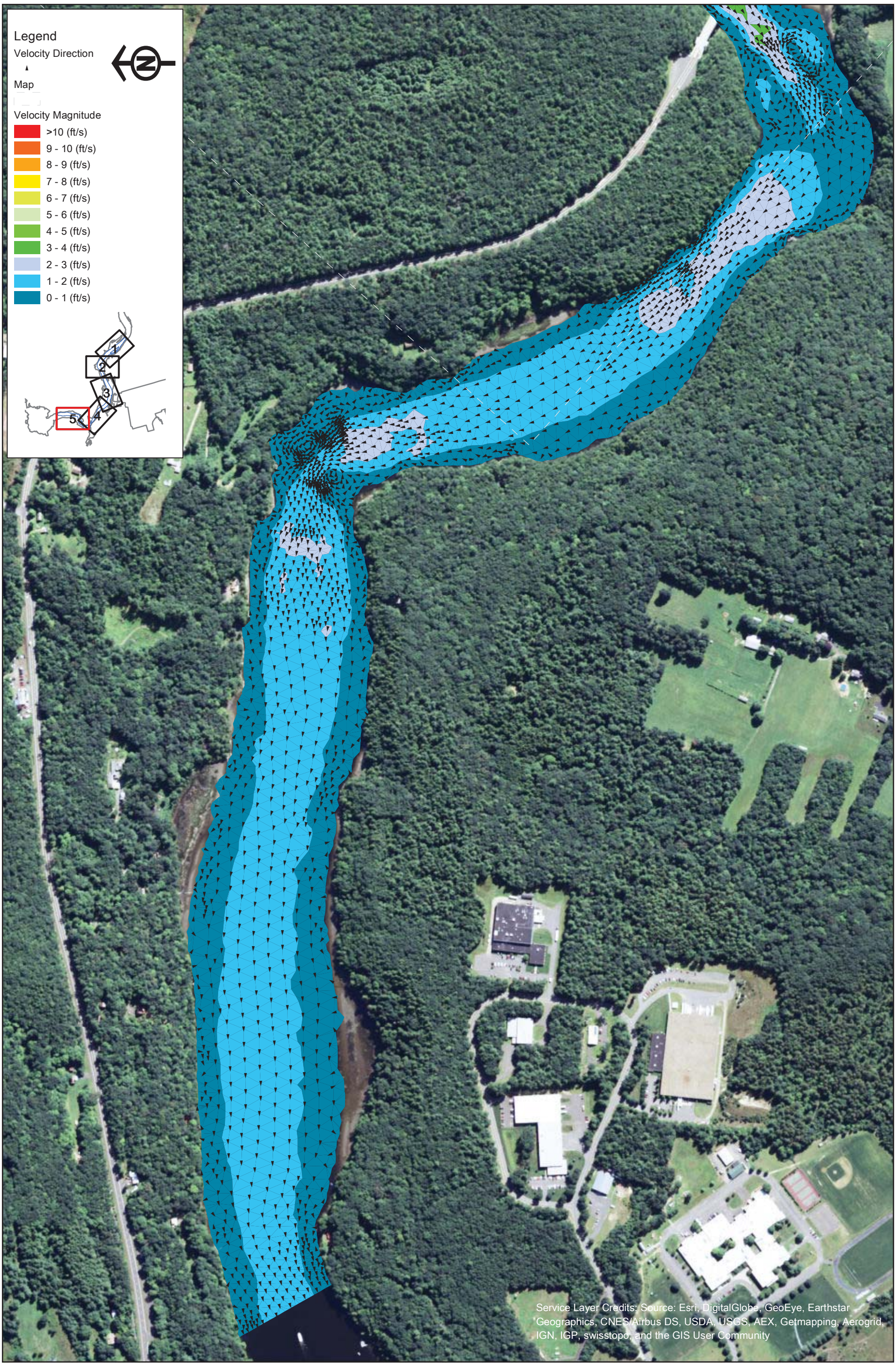

FirstLight GDF SUEZ

Northfield Mountain Pumped Storage Project (No. 2485)
and Turners Falls Hydroelectric Project (No. 1889)

STUDY REPORT
RELICENSING STUDY 3.3.9

0 250 500 1,000 Feet

Appendix B - Velocity in the Turner Falls Impoundment 5 km Upstream and 5 km Downstream of the Northfield Tailrace

Scenario 29 - Map 5
25% Exceedance Flow (15,700 cfs), 2 Units Pumping (7,600 cfs), 176 WSEL at Dam

Copyright © 2015 FirstLight Power Resources All rights reserved.

Path: W:\gis\studies\3_3_09\maps\appendix_b\velocity_vectors.mxd

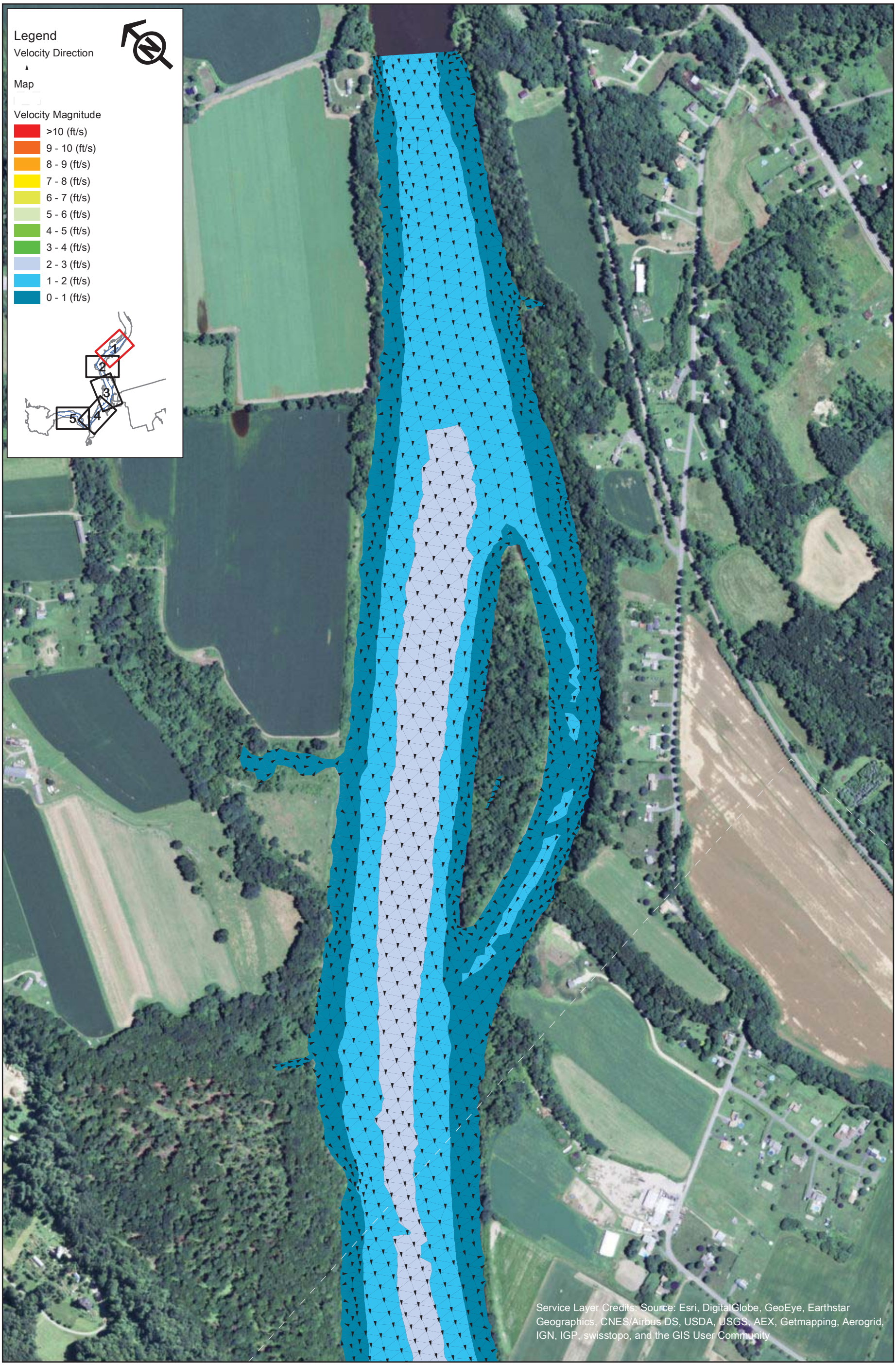

FirstLight
GDF SUEZ

Northfield Mountain Pumped Storage Project (No. 2485)
and Turners Falls Hydroelectric Project (No. 1889)

STUDY REPORT
RELICENSING STUDY 3.3.9

0 250 500 1,000 Feet

Appendix B - Velocity in the Turner Falls Impoundment 5 km Upstream and 5 km Downstream of the Northfield Tailrace

Scenario 30 - Map 1
25% Exceedance Flow (15,700 cfs), 2 Units Pumping (7,600 cfs), 185 WSEL at Dam

Copyright © 2015 FirstLight Power Resources All rights reserved.

Path: W:\gis\studies\3_3_09\maps\appendix_b\velocity_vectors.mxd

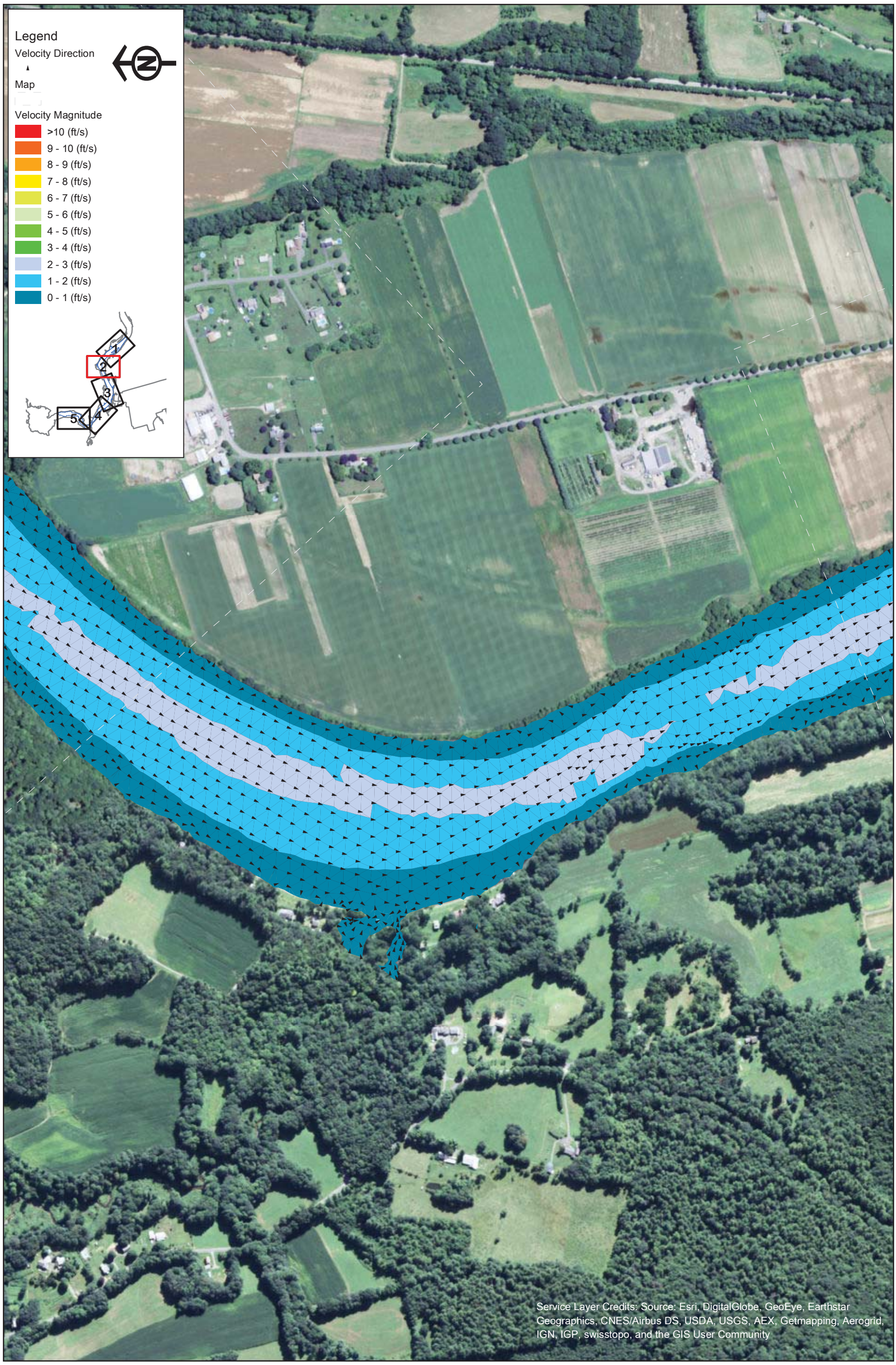

FirstLight
GDF SUEZ

Northfield Mountain Pumped Storage Project (No. 2485)
and Turners Falls Hydroelectric Project (No. 1889)

STUDY REPORT
RELICENSING STUDY 3.3.9

0 250 500 1,000 Feet

Appendix B - Velocity in the Turner Falls Impoundment 5 km Upstream and 5 km Downstream of the Northfield Tailrace

Scenario 30 - Map 2
25% Exceedance Flow (15,700 cfs), 2 Units Pumping (7,600 cfs), 185 WSEL at Dam

Copyright © 2015 FirstLight Power Resources All rights reserved.

Path: W:\gis\studies\3_3_09\maps\appendix_b\velocity_vectors.mxd

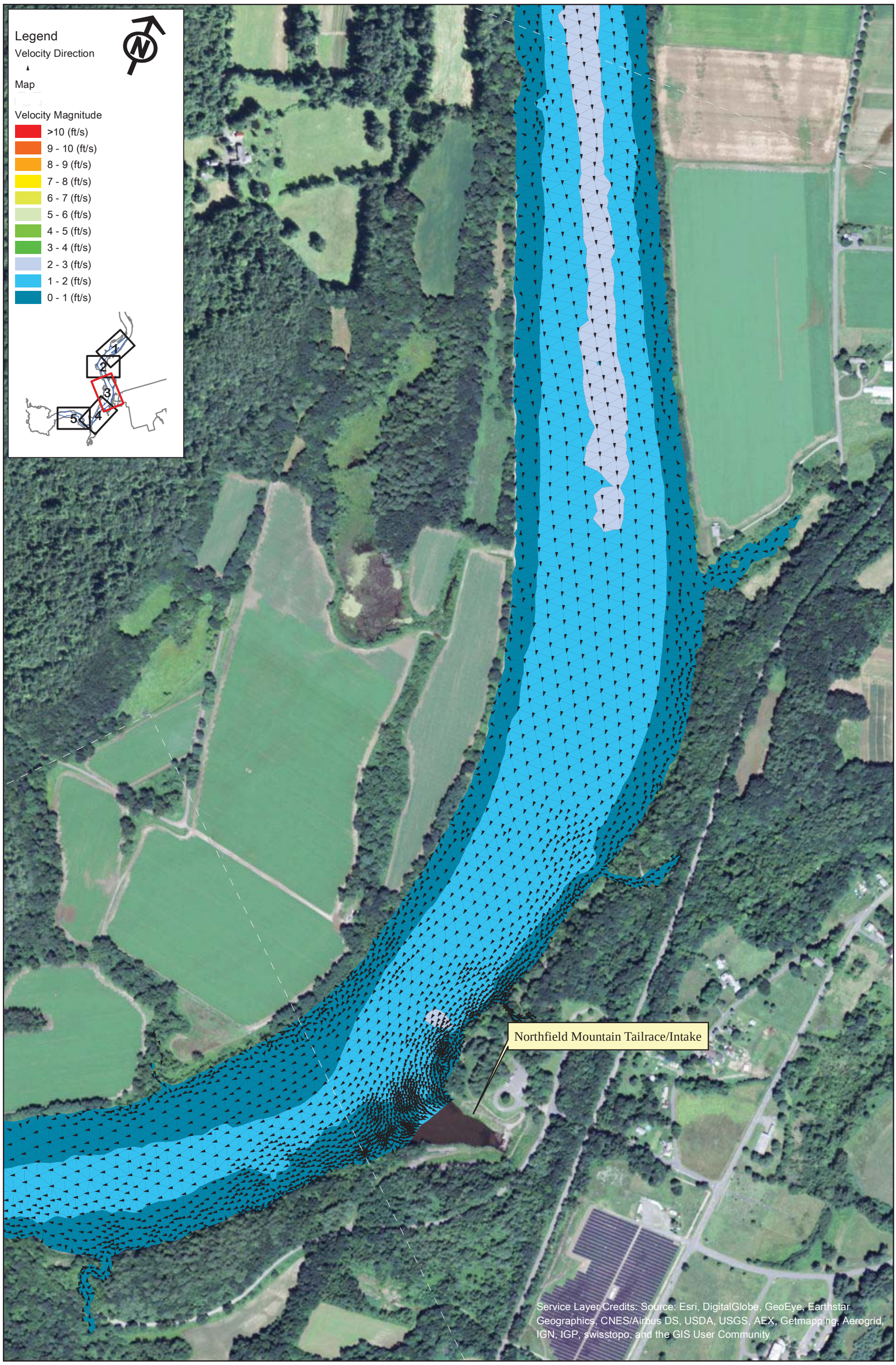

FirstLight
GDF SUEZ

Northfield Mountain Pumped Storage Project (No. 2485)
and Turners Falls Hydroelectric Project (No. 1889)

STUDY REPORT
RELICENSING STUDY 3.3.9

0 250 500 1,000 Feet

Appendix B - Velocity in the Turner Falls Impoundment 5 km Upstream and 5 km Downstream of the Northfield Tailrace

Scenario 30 - Map 3
25% Exceedance Flow (15,700 cfs), 2 Units Pumping (7,600 cfs), 185 WSEL at Dam

Copyright © 2015 FirstLight Power Resources All rights reserved.

Path: W:\gis\studies\3_3_09\maps\appendix_b\velocity_vectors.mxd

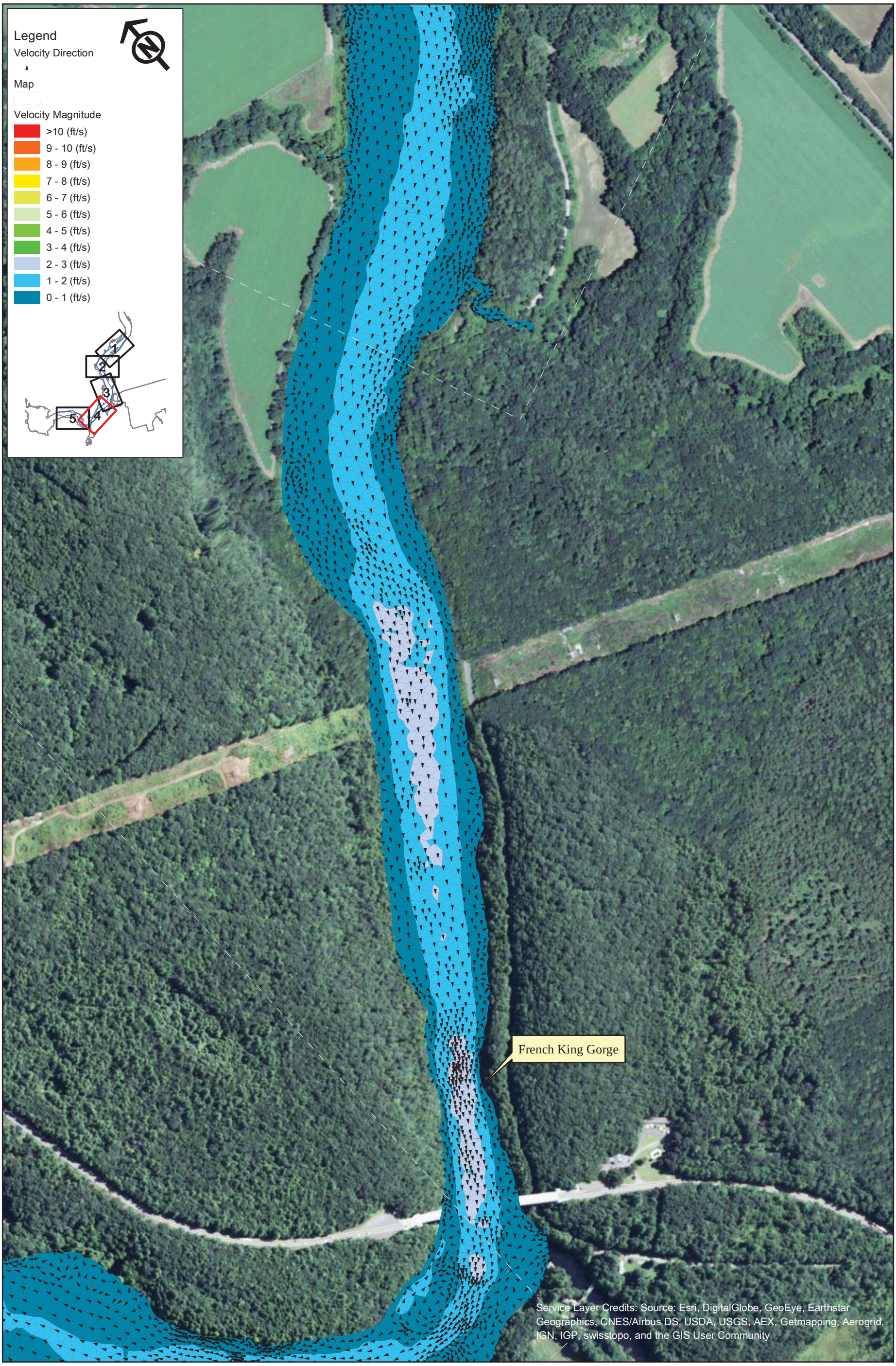

FirstLight GDF SUEZ

Northfield Mountain Pumped Storage Project (No. 2485)
and Turners Falls Hydroelectric Project (No. 1889)

STUDY REPORT
RELICENSING STUDY 3.3.9

0 250 500 1,000 Feet

Appendix B - Velocity in the Turner Falls Impoundment 5 km Upstream and 5 km Downstream of the Northfield Tailrace

Scenario 30 - Map 4
25% Exceedance Flow (15,700 cfs), 2 Units Pumping (7,600 cfs), 185 WSEL at Dam

Copyright © 2015 FirstLight Power Resources All rights reserved.

Path: W:\gis\studies\3_3_09\maps\appendix_b\velocity_vectors.mxd

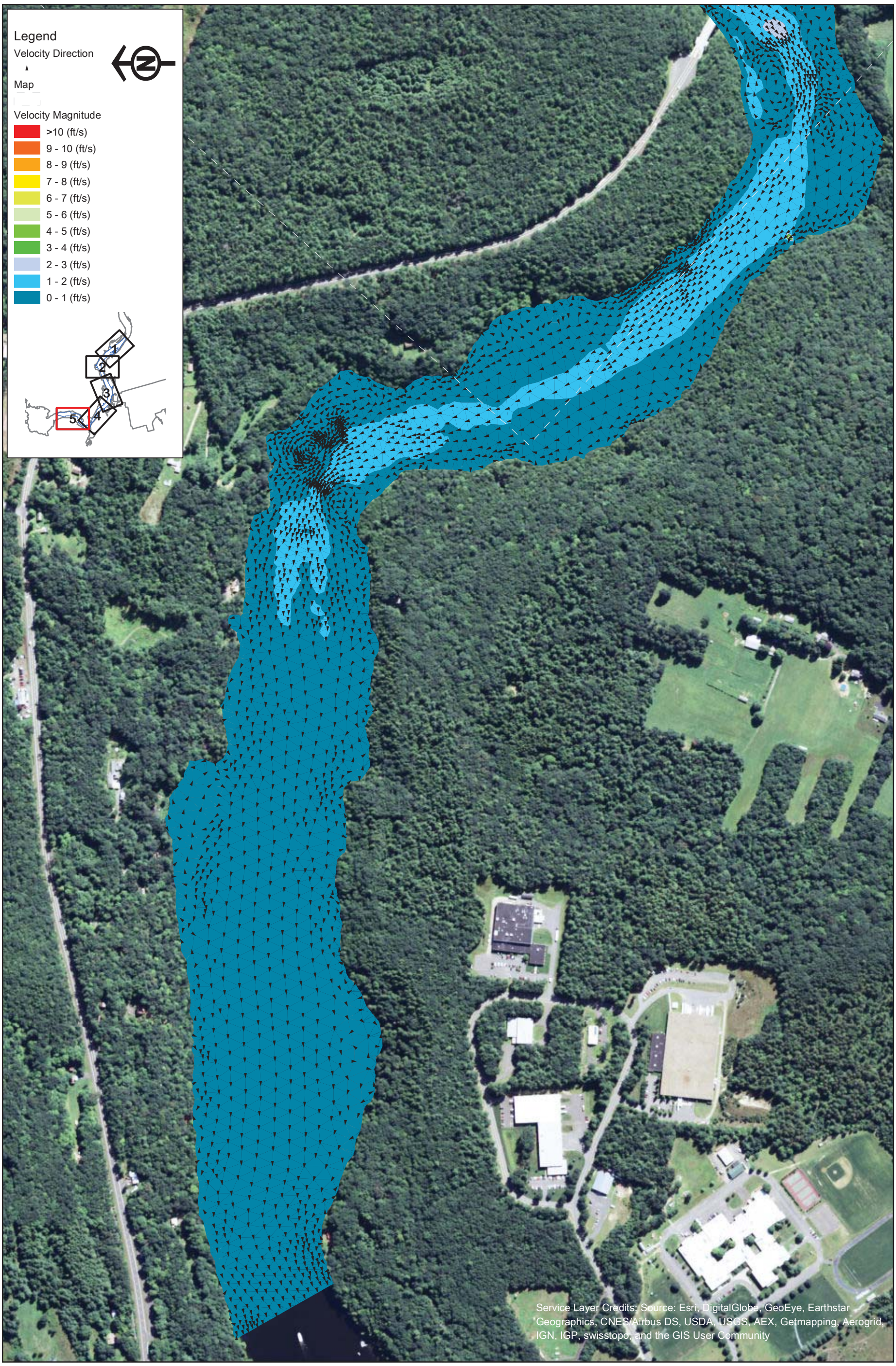

FirstLight GDF SUEZ

Northfield Mountain Pumped Storage Project (No. 2485)
and Turners Falls Hydroelectric Project (No. 1889)

STUDY REPORT
RELICENSING STUDY 3.3.9

0 250 500 1,000 Feet

Appendix B - Velocity in the Turner Falls Impoundment 5 km Upstream and 5 km Downstream of the Northfield Tailrace

Scenario 30 - Map 5
25% Exceedance Flow (15,700 cfs), 2 Units Pumping (7,600 cfs), 185 WSEL at Dam

Copyright © 2015 FirstLight Power Resources All rights reserved.

Path: W:\gis\studies\3_3_09\maps\appendix_b\velocity_vectors.mxd

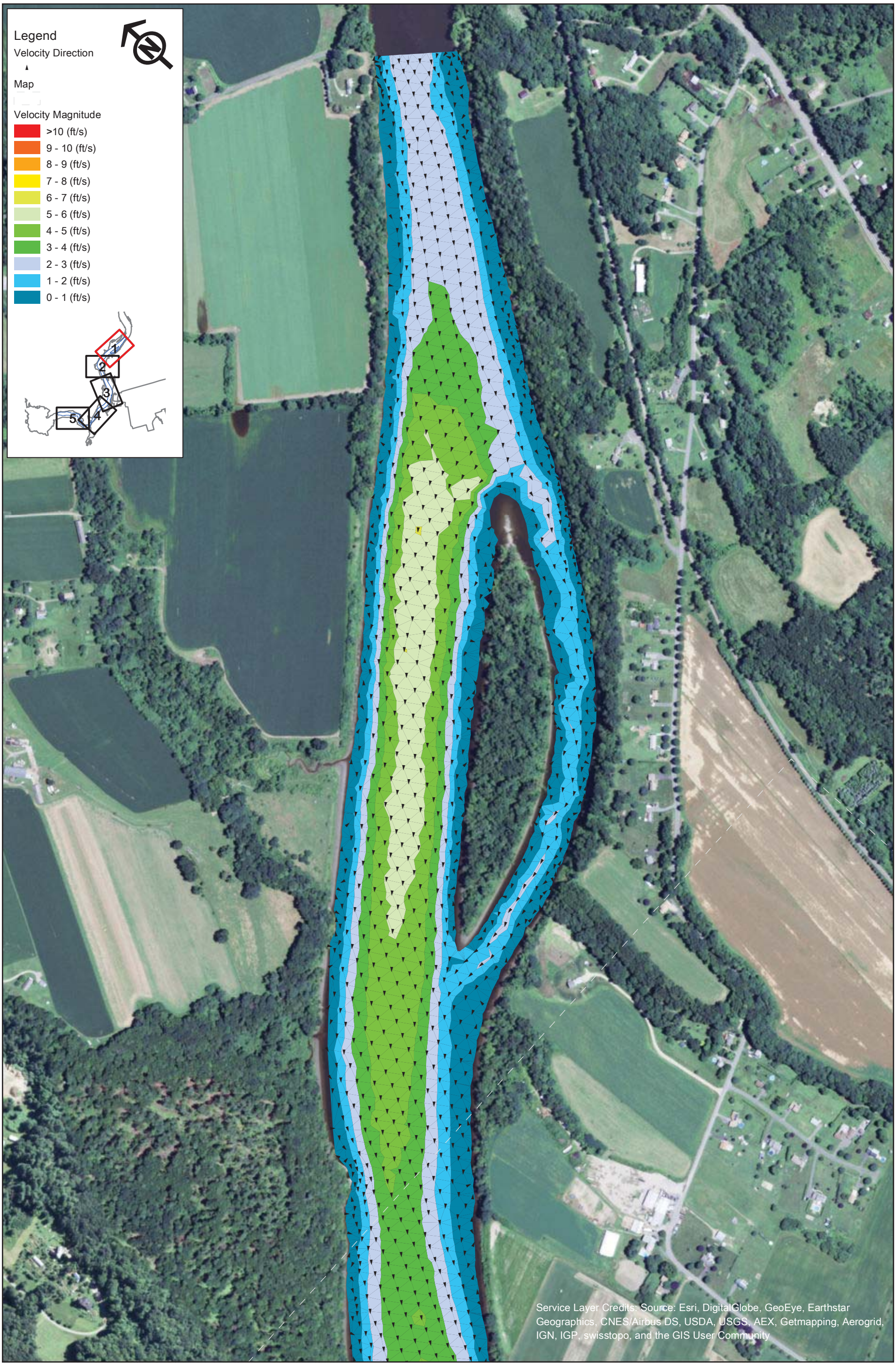

FirstLight
GDF SUEZ

Northfield Mountain Pumped Storage Project (No. 2485)
and Turners Falls Hydroelectric Project (No. 1889)

STUDY REPORT
RELICENSING STUDY 3.3.9

0 250 500 1,000 Feet

Appendix B - Velocity in the Turner Falls Impoundment 5 km Upstream and 5 km Downstream of the Northfield Tailrace

Scenario 31 - Map 1
25% Exceedance Flow (15,700 cfs), 4 Units Pumping (15,200 cfs), 176 WSEL at Dam

Copyright © 2015 FirstLight Power Resources All rights reserved.

Path: W:\gis\studies\3_3_09\maps\appendix_b\velocity_vectors.mxd

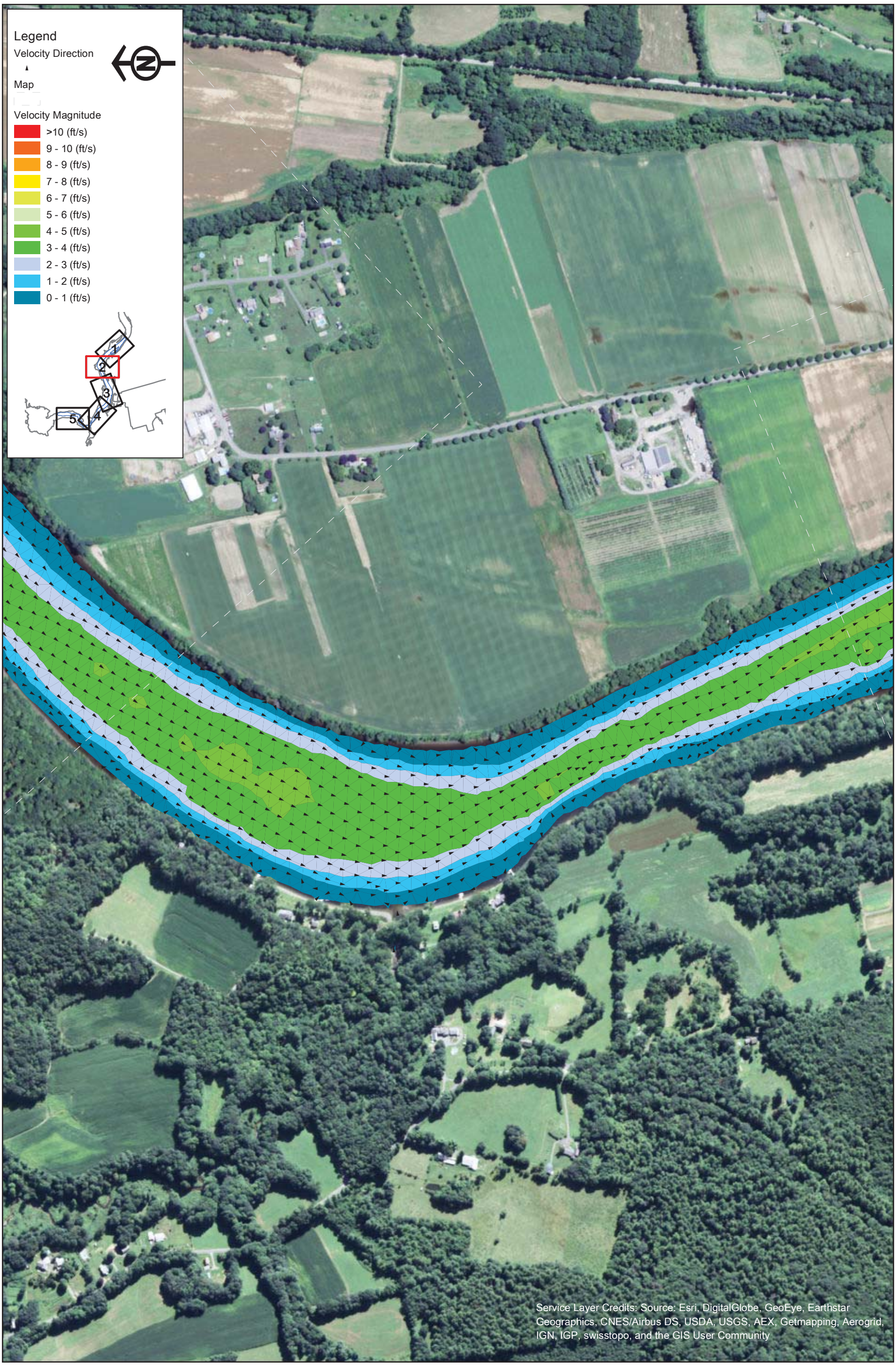

FirstLight GDF SUEZ

Northfield Mountain Pumped Storage Project (No. 2485)
and Turners Falls Hydroelectric Project (No. 1889)

STUDY REPORT
RELICENSING STUDY 3.3.9

0 250 500 1,000 Feet

Appendix B - Velocity in the Turner Falls Impoundment 5 km Upstream and 5 km Downstream of the Northfield Tailrace

Scenario 31 - Map 2
25% Exceedance Flow (15,700 cfs), 4 Units Pumping (15,200 cfs), 176 WSEL at Dam

Copyright © 2015 FirstLight Power Resources All rights reserved.

Path: W:\gis\studies\3_3_09\maps\appendix_b\velocity_vectors.mxd

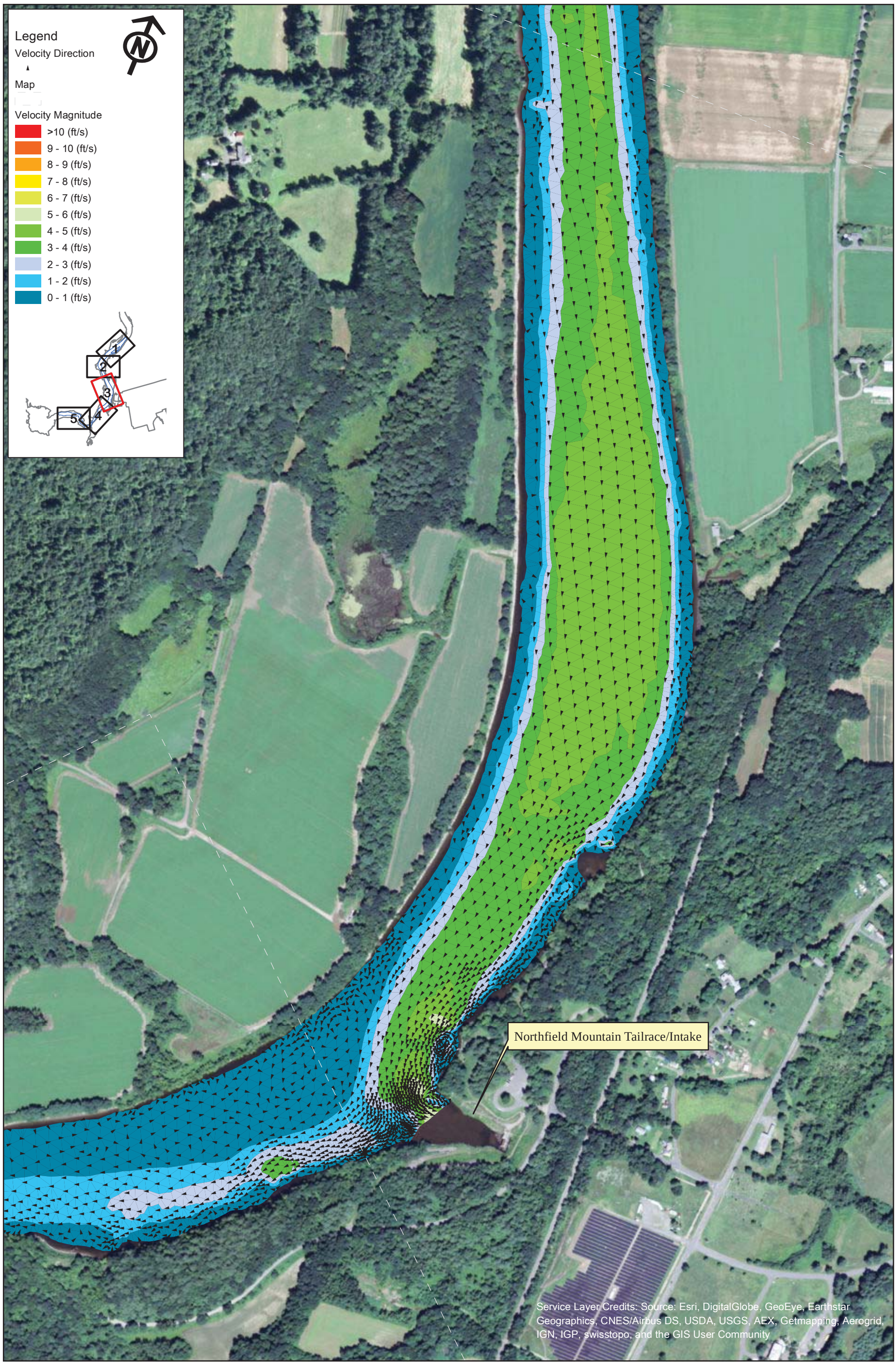

FirstLight
GDF SUEZ

Copyright © 2015 FirstLight Power Resources All rights reserved.

Northfield Mountain Pumped Storage Project (No. 2485)
and Turners Falls Hydroelectric Project (No. 1889)

STUDY REPORT
RELICENSING STUDY 3.3.9

0 250 500 1,000 Feet

Appendix B - Velocity in the Turner Falls Impoundment 5 km Upstream and 5 km Downstream of the Northfield Tailrace

Scenario 31 - Map 3
25% Exceedance Flow (15,700 cfs), 4 Units Pumping (15,200 cfs), 176 WSEL at Dam

Path: W:\gis\studies\3_3_09\maps\appendix_b\velocity_vectors.mxd

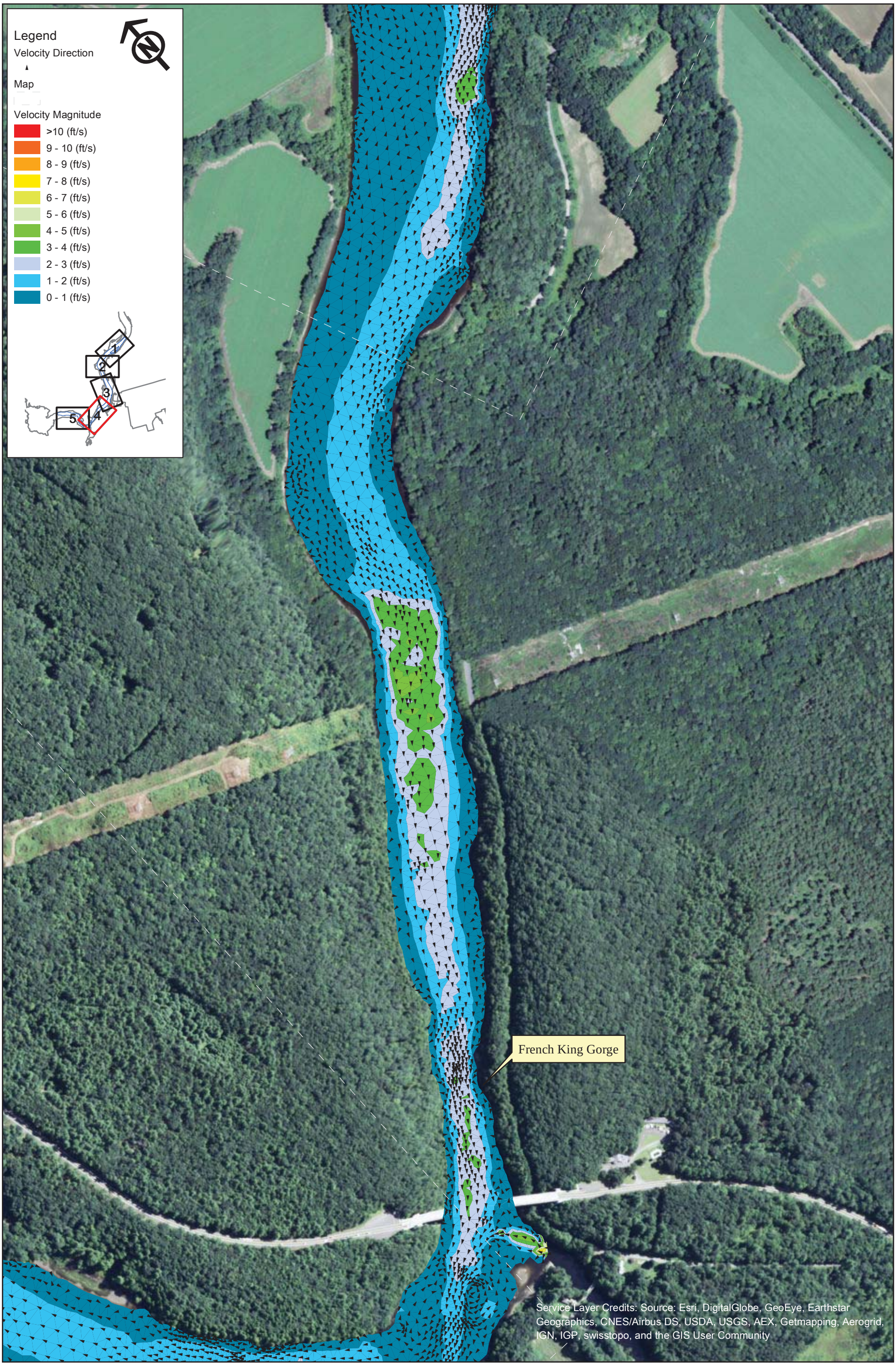

FirstLight GDF SUEZ

Northfield Mountain Pumped Storage Project (No. 2485)
and Turners Falls Hydroelectric Project (No. 1889)

STUDY REPORT
RELICENSING STUDY 3.3.9

0 250 500 1,000 Feet

Appendix B - Velocity in the Turner Falls Impoundment 5 km Upstream and 5 km Downstream of the Northfield Tailrace

Scenario 31 - Map 4
25% Exceedance Flow (15,700 cfs), 4 Units Pumping (15,200 cfs), 176 WSEL at Dam

Copyright © 2015 FirstLight Power Resources All rights reserved.

Path: W:\gis\studies\3_3_09\maps\appendix_b\velocity_vectors.mxd

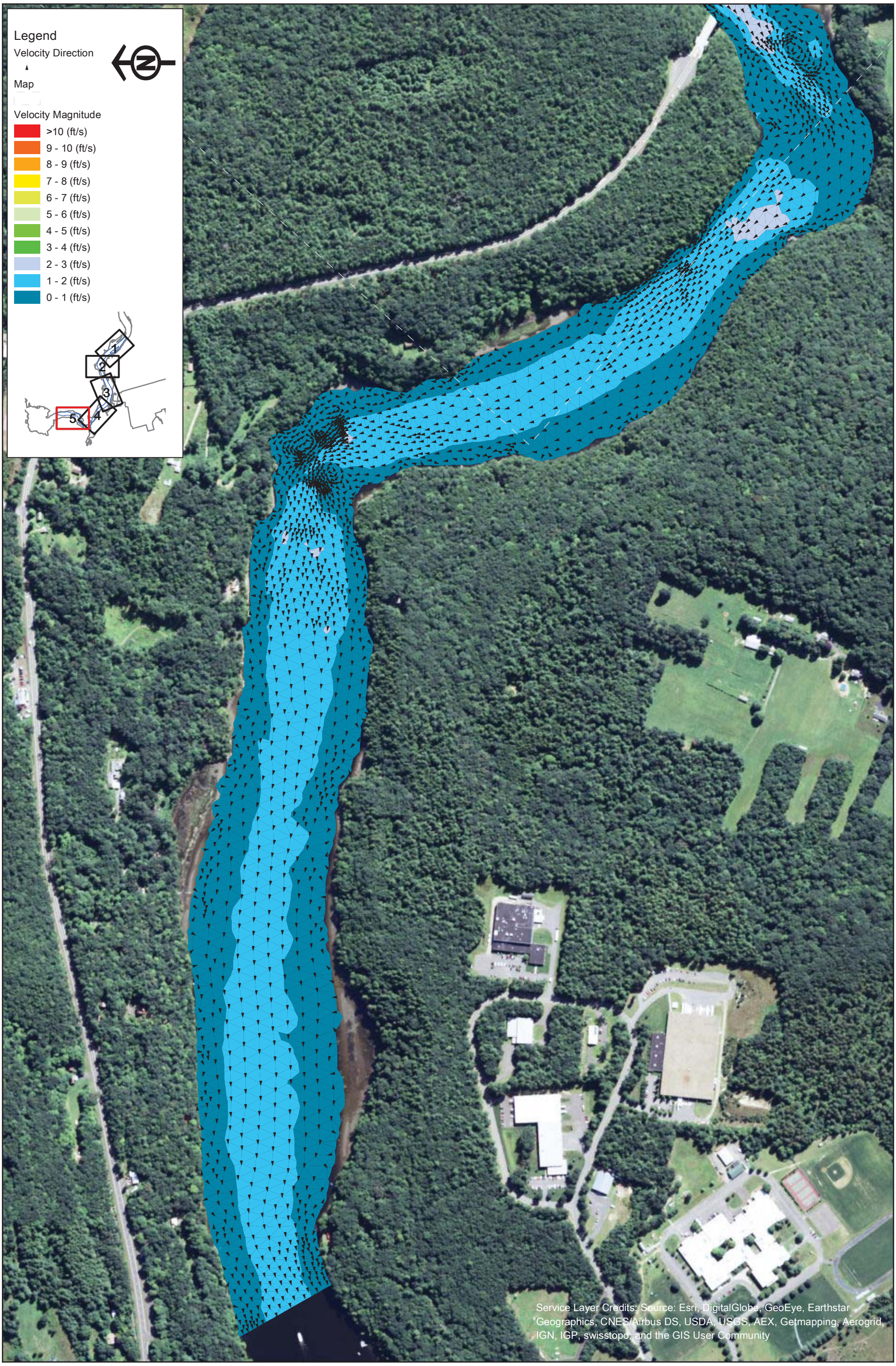

FirstLight GDF SUEZ

Northfield Mountain Pumped Storage Project (No. 2485)
and Turners Falls Hydroelectric Project (No. 1889)

STUDY REPORT
RELICENSING STUDY 3.3.9

0 250 500 1,000 Feet

Appendix B - Velocity in the Turner Falls Impoundment 5 km Upstream and 5 km Downstream of the Northfield Tailrace

Scenario 31 - Map 5
25% Exceedance Flow (15,700 cfs), 4 Units Pumping (15,200 cfs), 176 WSEL at Dam

Copyright © 2015 FirstLight Power Resources All rights reserved.

Path: W:\gis\studies\3_3_09\maps\appendix_b\velocity_vectors.mxd

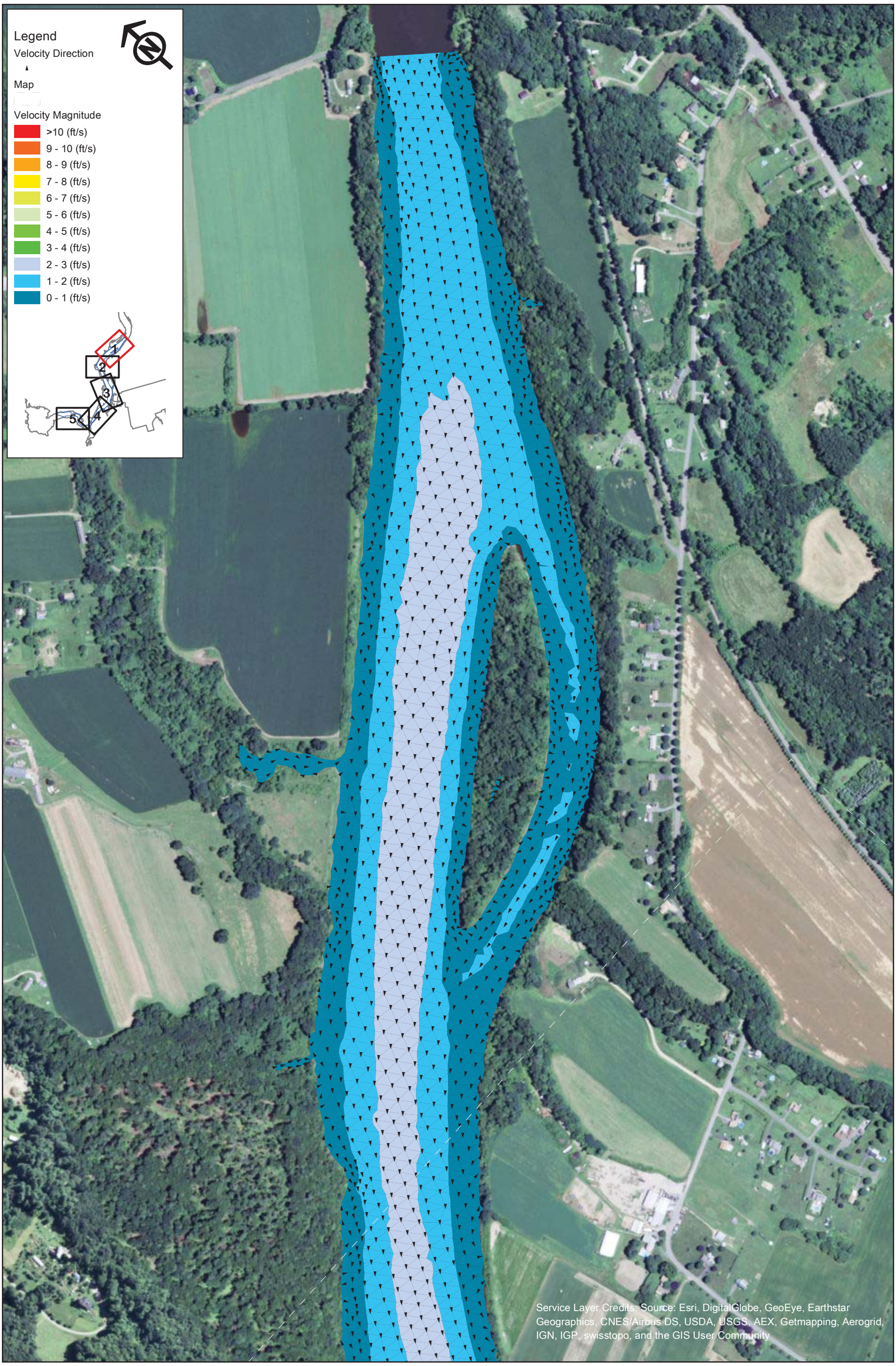

FirstLight
GDF SUEZ

Northfield Mountain Pumped Storage Project (No. 2485)
and Turners Falls Hydroelectric Project (No. 1889)

STUDY REPORT
RELICENSING STUDY 3.3.9

0 250 500 1,000 Feet

Appendix B - Velocity in the Turner Falls Impoundment 5 km Upstream and 5 km Downstream of the Northfield Tailrace

Scenario 32 - Map 1
25% Exceedance Flow (15,700 cfs), 4 Units Pumping (15,200 cfs), 185 WSEL at Dam

Copyright © 2015 FirstLight Power Resources All rights reserved.

Path: W:\gis\studies\3_3_09\maps\appendix_b\velocity_vectors.mxd

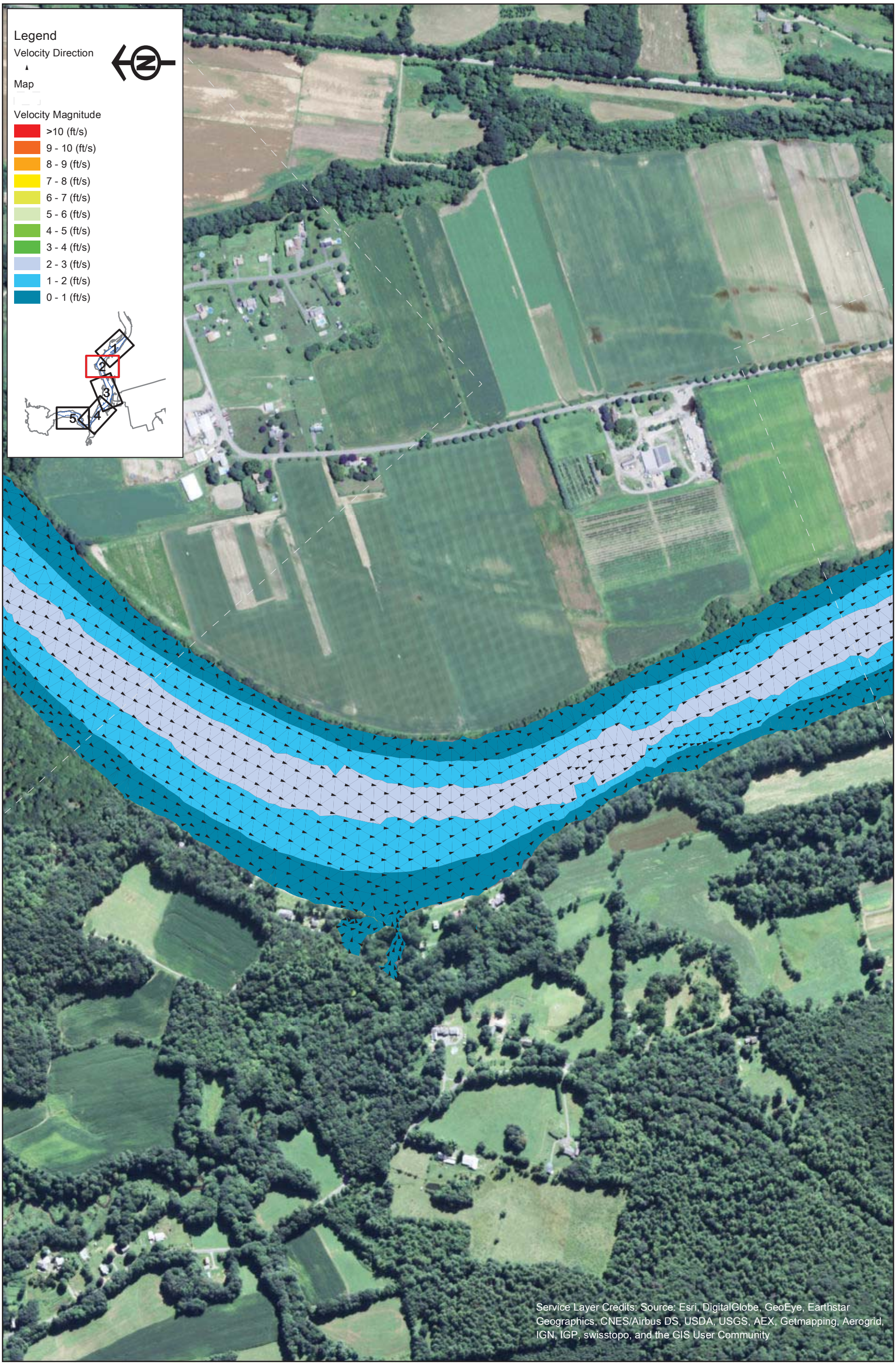

FirstLight
GDF SUEZ

Copyright © 2015 FirstLight Power Resources All rights reserved.

Northfield Mountain Pumped Storage Project (No. 2485)
and Turners Falls Hydroelectric Project (No. 1889)

STUDY REPORT
RELICENSING STUDY 3.3.9

0 250 500 1,000 Feet

Appendix B - Velocity in the Turner Falls Impoundment 5 km Upstream and 5 km Downstream of the Northfield Tailrace

Scenario 32 - Map 2
25% Exceedance Flow (15,700 cfs), 4 Units Pumping (15,200 cfs), 185 WSEL at Dam

Path: W:\gis\studies\3_3_09\maps\appendix_b\velocity_vectors.mxd

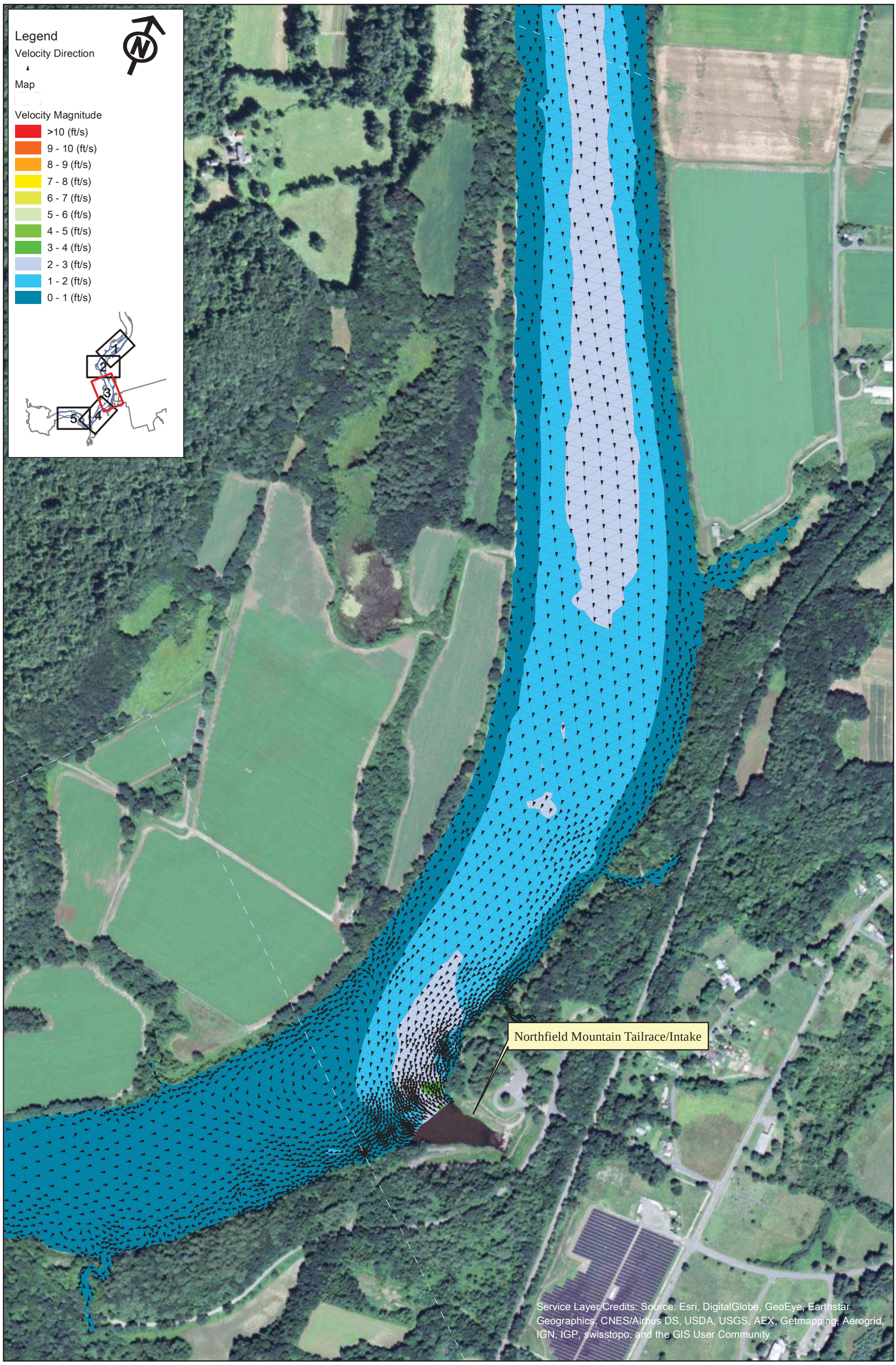

FirstLight
GDF SUEZ

Copyright © 2015 FirstLight Power Resources All rights reserved.

Northfield Mountain Pumped Storage Project (No. 2485)
and Turners Falls Hydroelectric Project (No. 1889)

STUDY REPORT
RELICENSING STUDY 3.3.9

0 250 500 1,000 Feet

Appendix B - Velocity in the Turner Falls Impoundment 5 km Upstream and 5 km Downstream of the Northfield Tailrace

Scenario 32 - Map 3
25% Exceedance Flow (15,700 cfs), 4 Units Pumping (15,200 cfs), 185 WSEL at Dam

Path: W:\gis\studies\3_3_09\maps\appendix_b\velocity_vectors.mxd

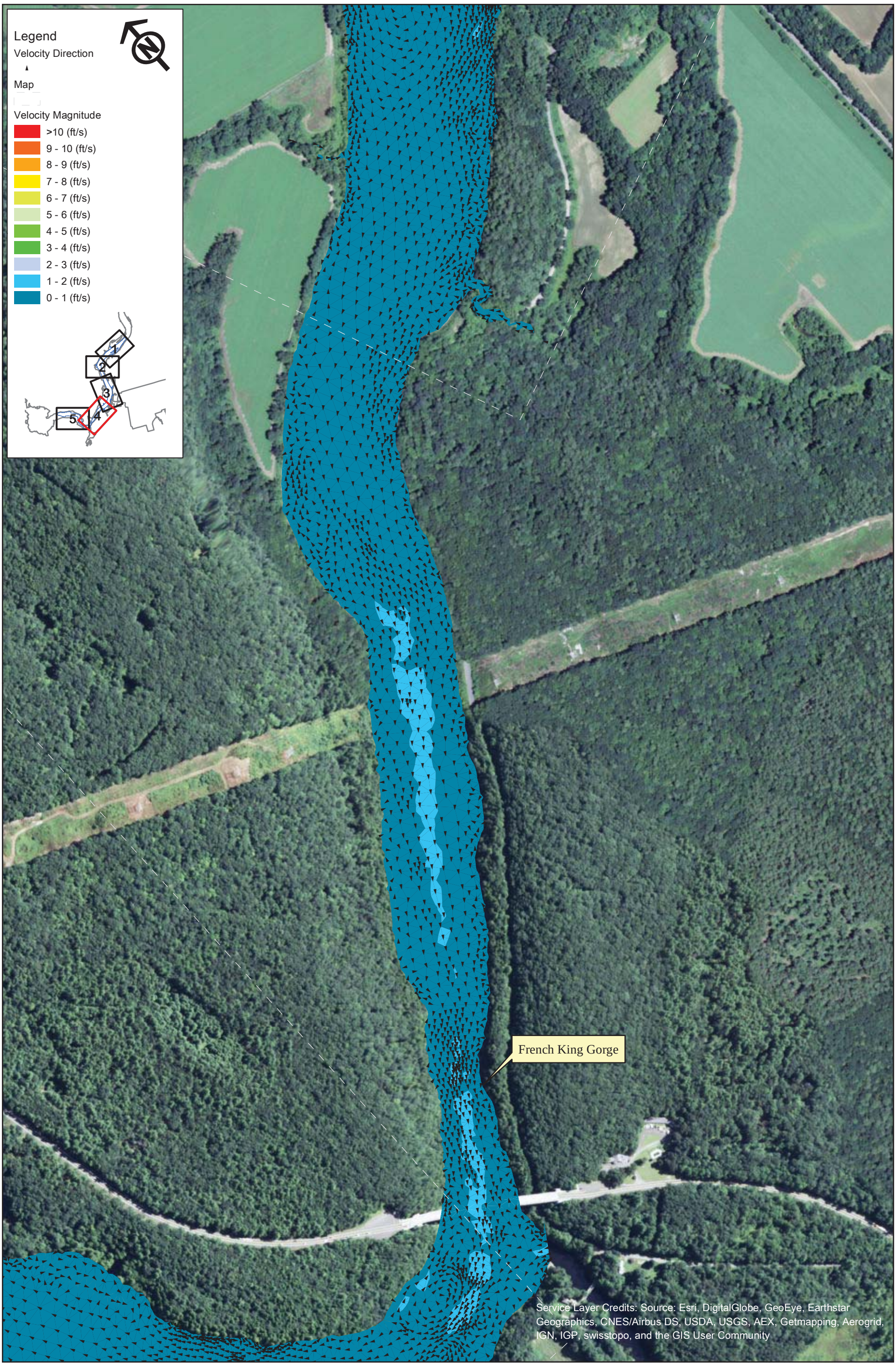

FirstLight GDF SUEZ

Northfield Mountain Pumped Storage Project (No. 2485)
and Turners Falls Hydroelectric Project (No. 1889)

STUDY REPORT
RELICENSING STUDY 3.3.9

0 250 500 1,000 Feet

Appendix B - Velocity in the Turner Falls Impoundment 5 km Upstream and 5 km Downstream of the Northfield Tailrace

Scenario 32 - Map 4
25% Exceedance Flow (15,700 cfs), 4 Units Pumping (15,200 cfs), 185 WSEL at Dam

Copyright © 2015 FirstLight Power Resources All rights reserved.

Path: W:\gis\studies\3_3_09\maps\appendix_b\velocity_vectors.mxd

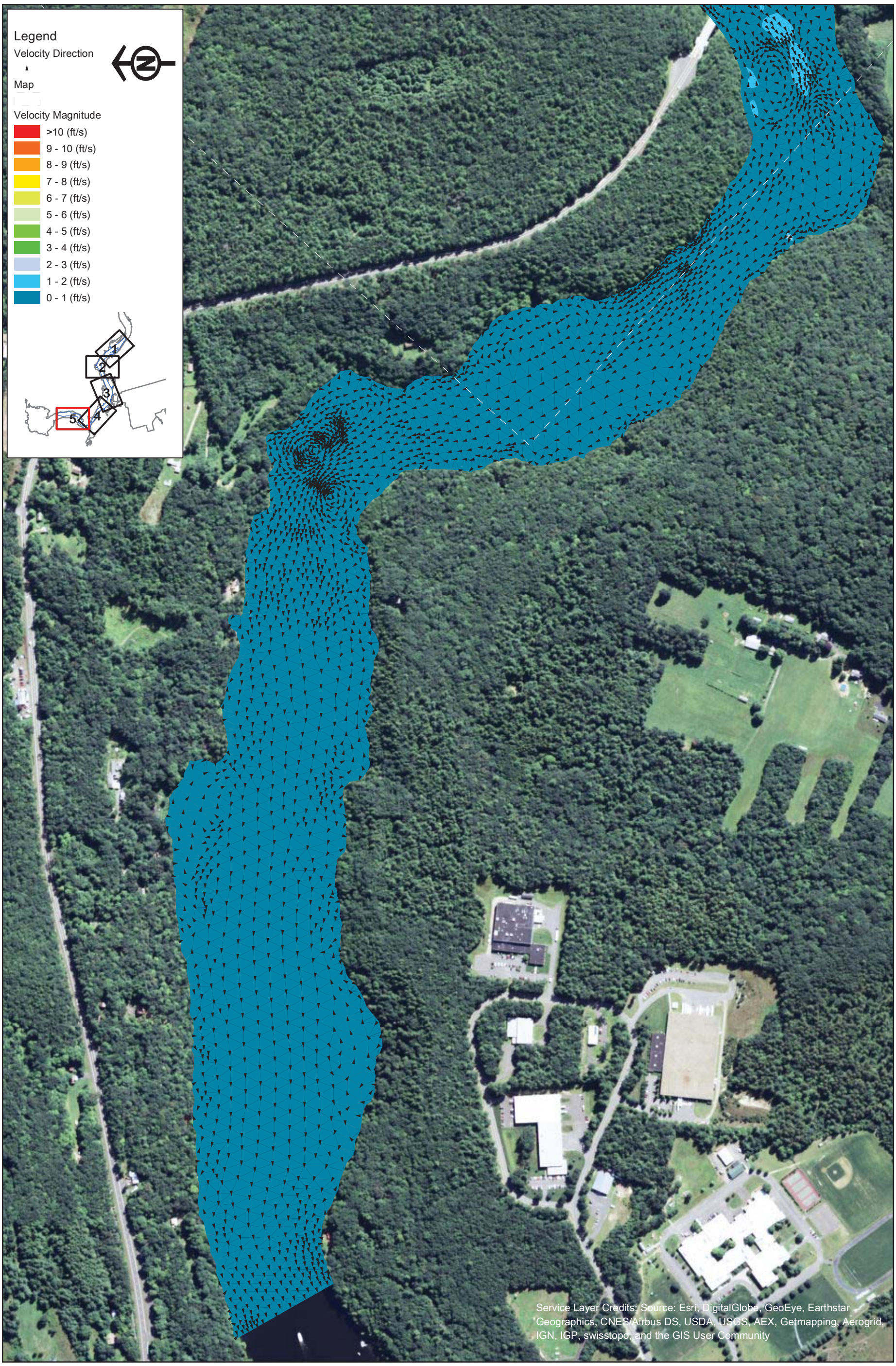

FirstLight GDF SUEZ

Northfield Mountain Pumped Storage Project (No. 2485)
and Turners Falls Hydroelectric Project (No. 1889)

STUDY REPORT
RELICENSING STUDY 3.3.9

0 250 500 1,000 Feet

Appendix B - Velocity in the Turner Falls Impoundment 5 km Upstream and 5 km Downstream of the Northfield Tailrace

Scenario 32 - Map 5
25% Exceedance Flow (15,700 cfs), 4 Units Pumping (15,200 cfs), 185 WSEL at Dam

Copyright © 2015 FirstLight Power Resources All rights reserved.

Path: W:\gis\studies\3_3_09\maps\appendix_b\velocity_vectors.mxd

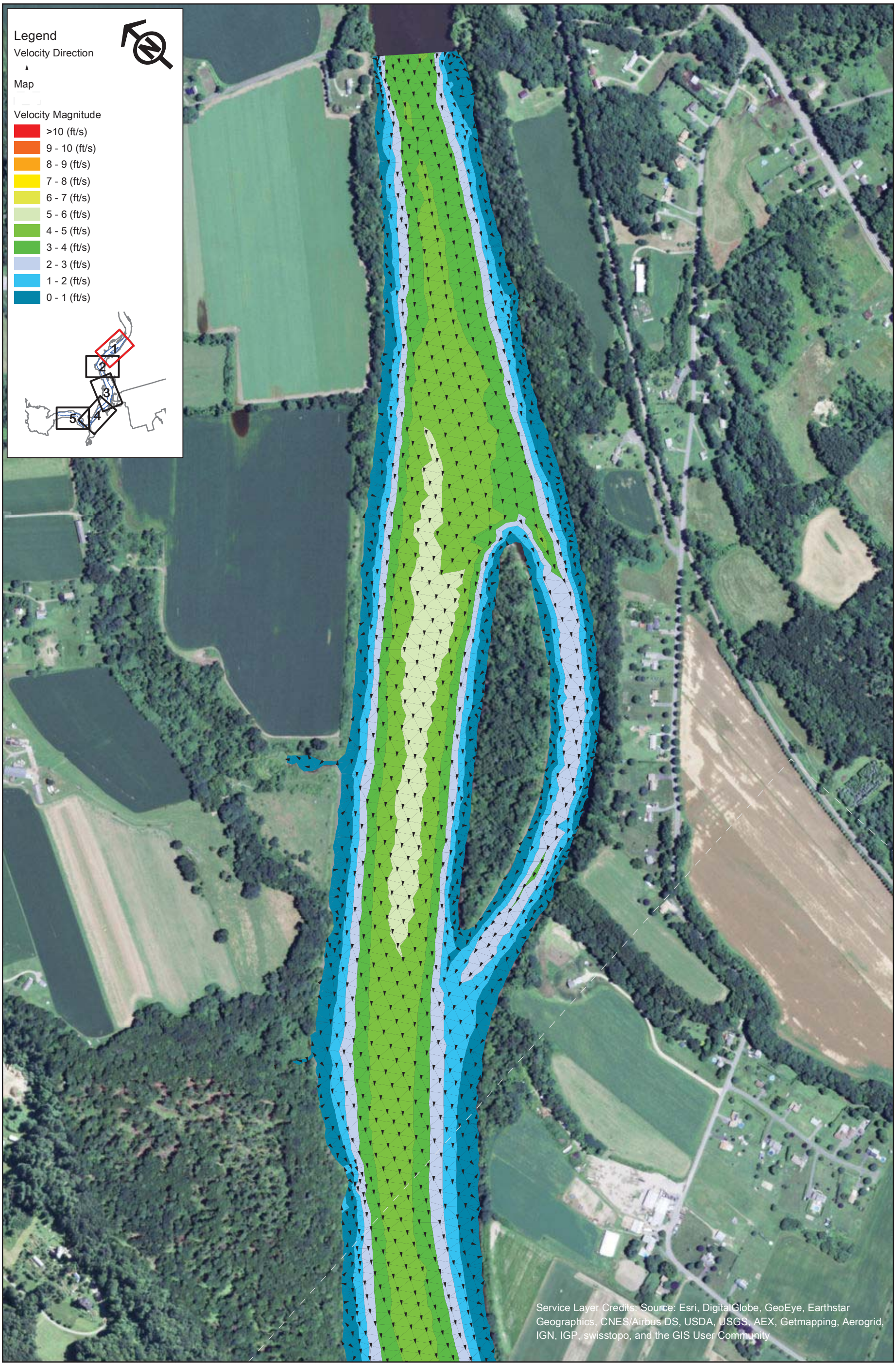

FirstLight GDF SUEZ

Northfield Mountain Pumped Storage Project (No. 2485)
and Turners Falls Hydroelectric Project (No. 1889)

STUDY REPORT
RELICENSING STUDY 3.3.9

0 250 500 1,000 Feet

Appendix B - Velocity in the Turner Falls Impoundment 5 km Upstream and 5 km Downstream of the Northfield Tailrace

Scenario 33 - Map 1
5% Exceedance Flow (40,100 cfs), 2 Units Generating (10,000 cfs), 176 WSEL at Dam

Copyright © 2015 FirstLight Power Resources All rights reserved.

Path: W:\gis\studies\3_3_09\maps\appendix_b\velocity_vectors.mxd

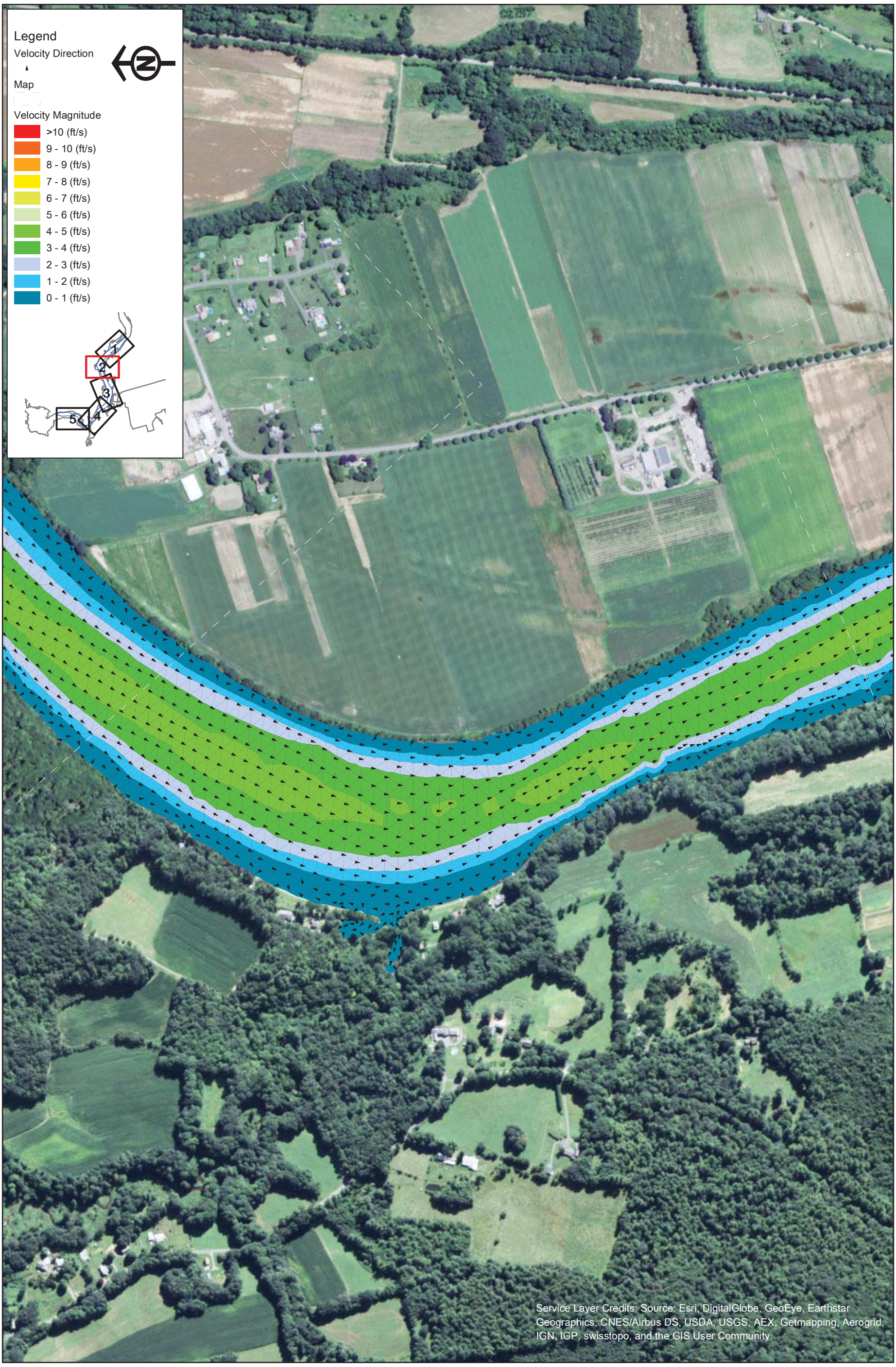

FirstLight GDF SUEZ

Northfield Mountain Pumped Storage Project (No. 2485)
and Turners Falls Hydroelectric Project (No. 1889)

STUDY REPORT
RELICENSING STUDY 3.3.9

0 250 500 1,000 Feet

Appendix B - Velocity in the Turner Falls Impoundment 5 km Upstream and 5 km Downstream of the Northfield Tailrace

Scenario 33 - Map 2
5% Exceedance Flow (40,100 cfs), 2 Units Generating (10,000 cfs), 176 WSEL at Dam

Copyright © 2015 FirstLight Power Resources All rights reserved.

Path: W:\gis\studies\3_3_09\maps\appendix_b\velocity_vectors.mxd

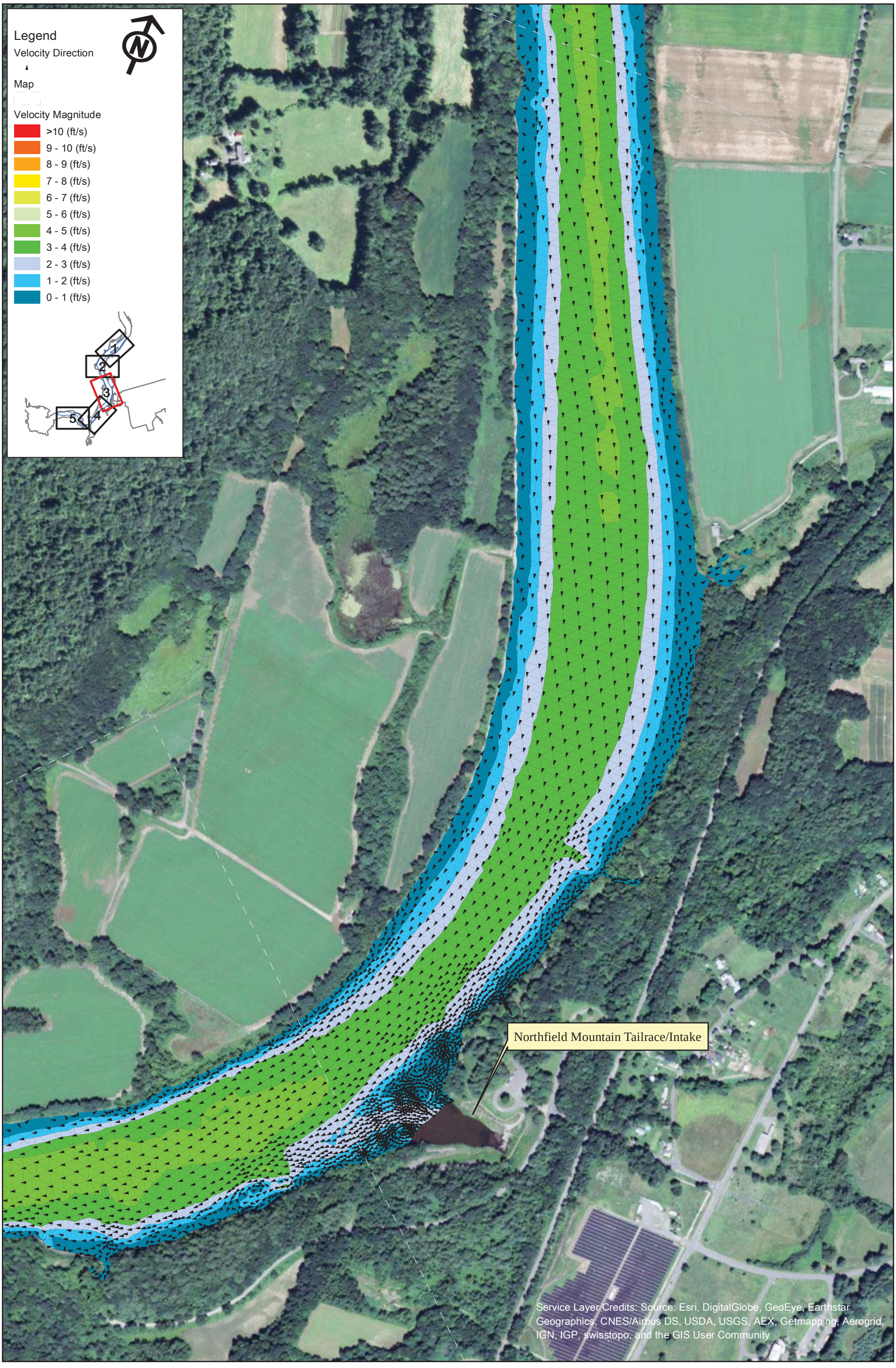

FirstLight
GDF SUEZ

Copyright © 2015 FirstLight Power Resources All rights reserved.

Northfield Mountain Pumped Storage Project (No. 2485)
and Turners Falls Hydroelectric Project (No. 1889)

STUDY REPORT
RELICENSING STUDY 3.3.9

0 250 500 1,000 Feet

Appendix B - Velocity in the Turner Falls Impoundment 5 km Upstream and 5 km Downstream of the Northfield Tailrace

Scenario 33 - Map 3
5% Exceedance Flow (40,100 cfs), 2 Units Generating (10,000 cfs), 176 WSEL at Dam

Path: W:\gis\studies\3_3_09\maps\appendix_b\velocity_vectors.mxd

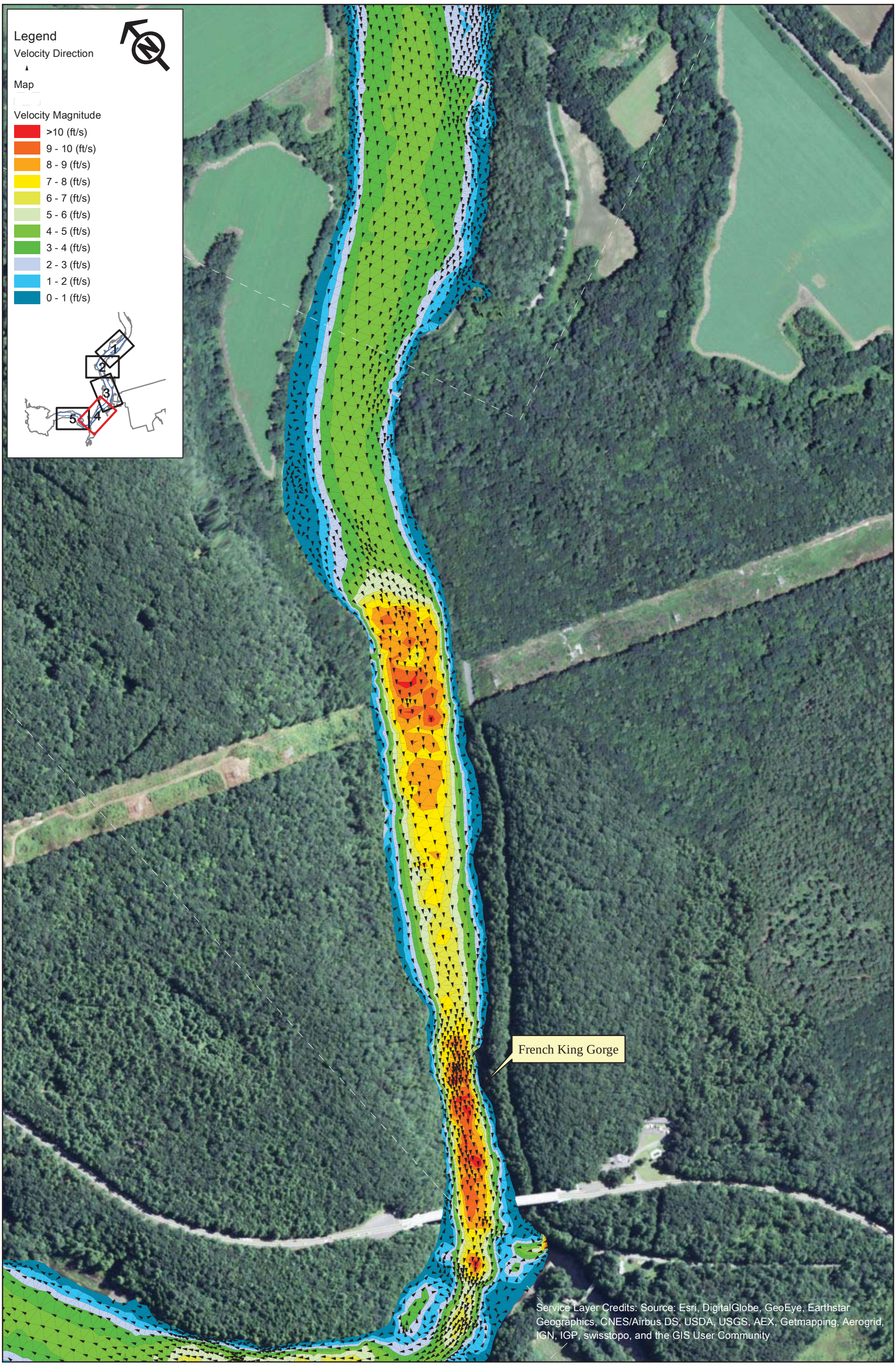

FirstLight GDF SUEZ

Northfield Mountain Pumped Storage Project (No. 2485)
and Turners Falls Hydroelectric Project (No. 1889)

STUDY REPORT
RELICENSING STUDY 3.3.9

0 250 500 1,000 Feet

Appendix B - Velocity in the Turner Falls Impoundment 5 km Upstream and 5 km Downstream of the Northfield Tailrace

Scenario 33 - Map 4
5% Exceedance Flow (40,100 cfs), 2 Units Generating (10,000 cfs), 176 WSEL at Dam

Copyright © 2015 FirstLight Power Resources All rights reserved.

Path: W:\gis\studies\3_3_09\maps\appendix_b\velocity_vectors.mxd

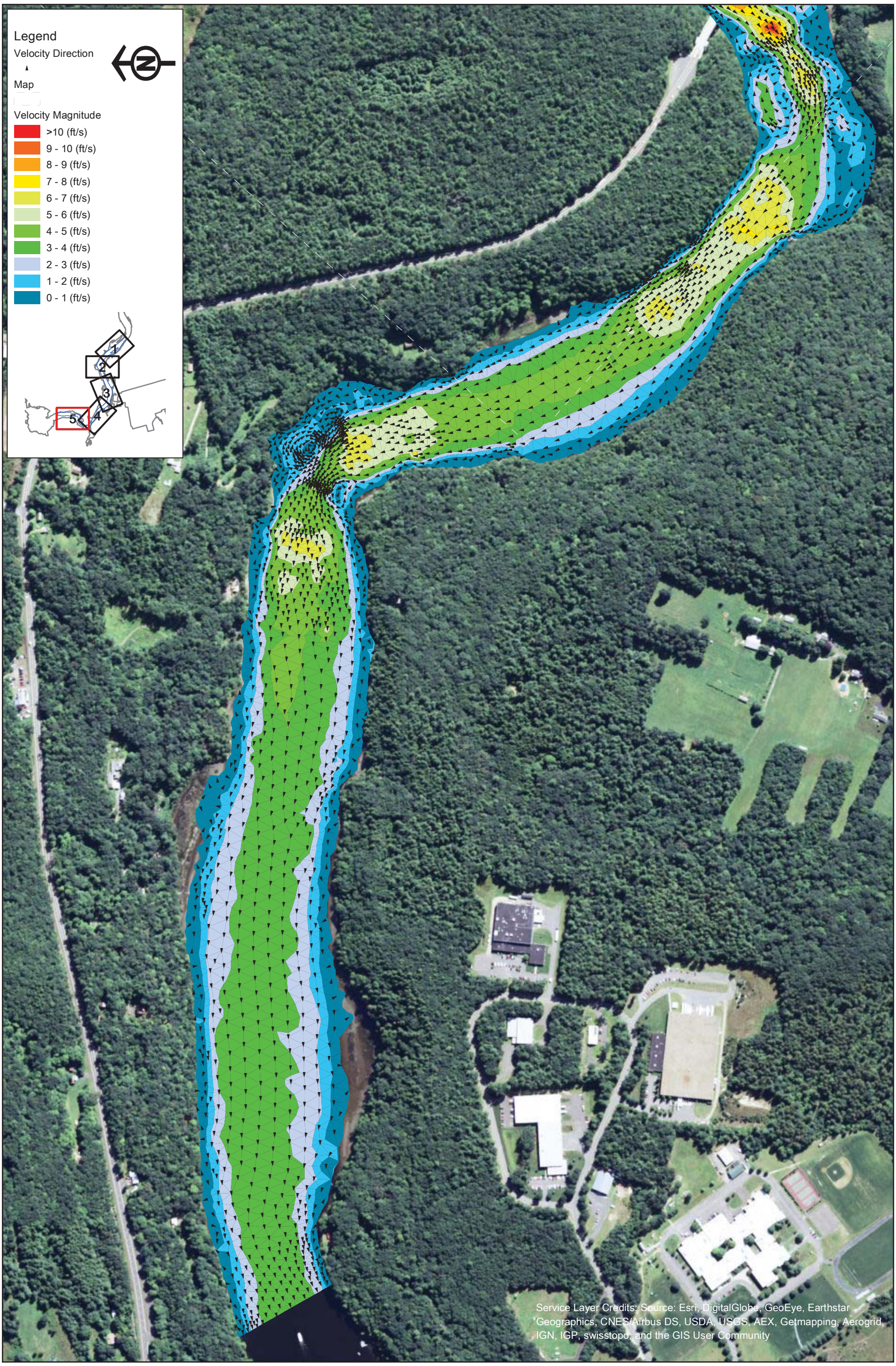

FirstLight GDF SUEZ

Northfield Mountain Pumped Storage Project (No. 2485)
and Turners Falls Hydroelectric Project (No. 1889)

STUDY REPORT
RELICENSING STUDY 3.3.9

0 250 500 1,000 Feet

Appendix B - Velocity in the Turner Falls Impoundment 5 km Upstream and 5 km Downstream of the Northfield Tailrace

Scenario 33 - Map 5
5% Exceedance Flow (40,100 cfs), 2 Units Generating (10,000 cfs), 176 WSEL at Dam

Copyright © 2015 FirstLight Power Resources All rights reserved.

Path: W:\gis\studies\3_3_09\maps\appendix_b\velocity_vectors.mxd

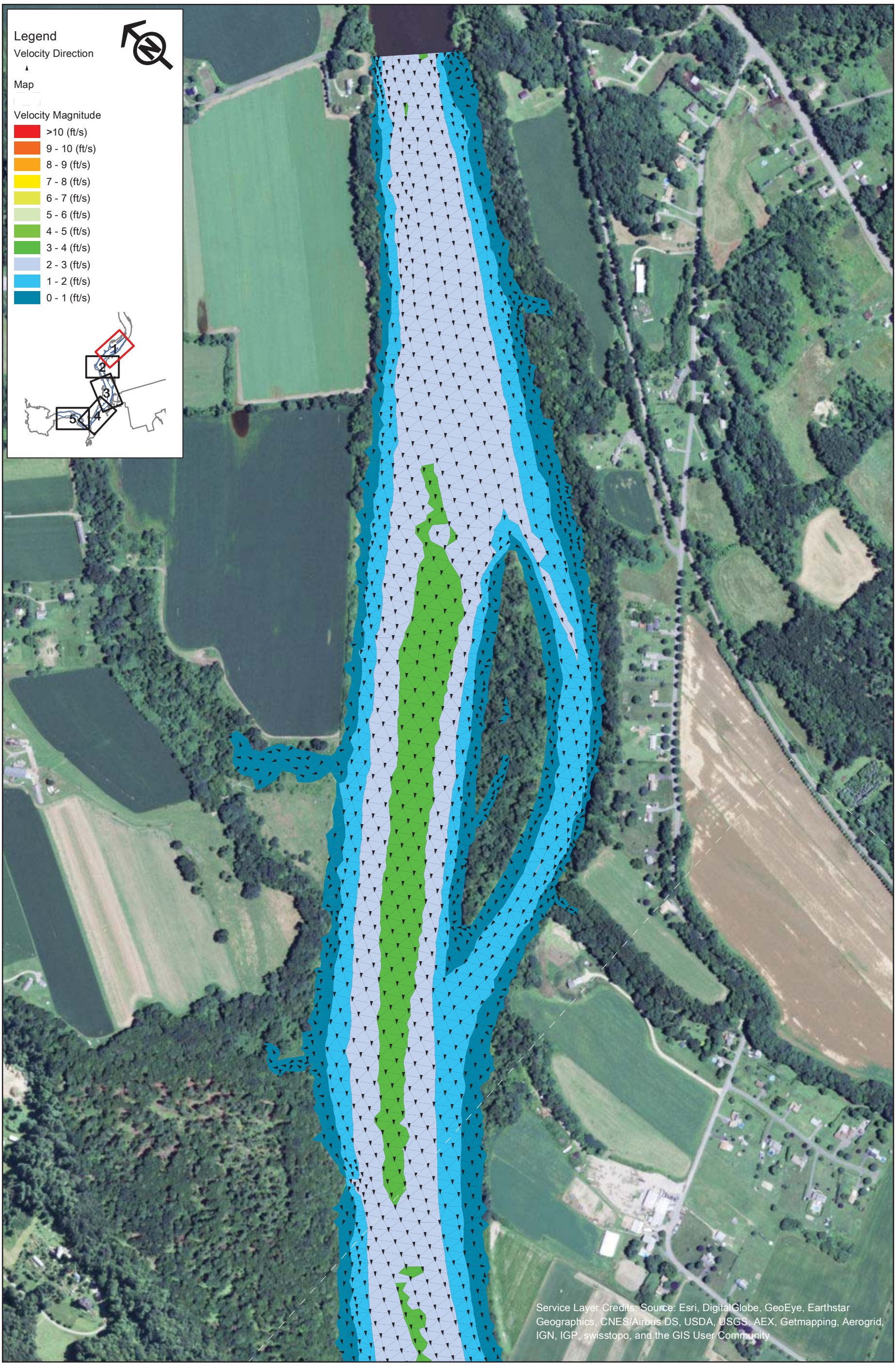

FirstLight GDF SUEZ

Northfield Mountain Pumped Storage Project (No. 2485)
and Turners Falls Hydroelectric Project (No. 1889)

STUDY REPORT
RELICENSING STUDY 3.3.9

0 250 500 1,000 Feet

Appendix B - Velocity in the Turner Falls Impoundment 5 km Upstream and 5 km Downstream of the Northfield Tailrace

Scenario 34 - Map 1
5% Exceedance Flow (40,100 cfs), 2 Units Generating (10,000 cfs), 185 WSEL at Dam

Copyright © 2015 FirstLight Power Resources All rights reserved.

Path: W:\gis\studies\3_3_09\maps\appendix_b\velocity_vectors.mxd

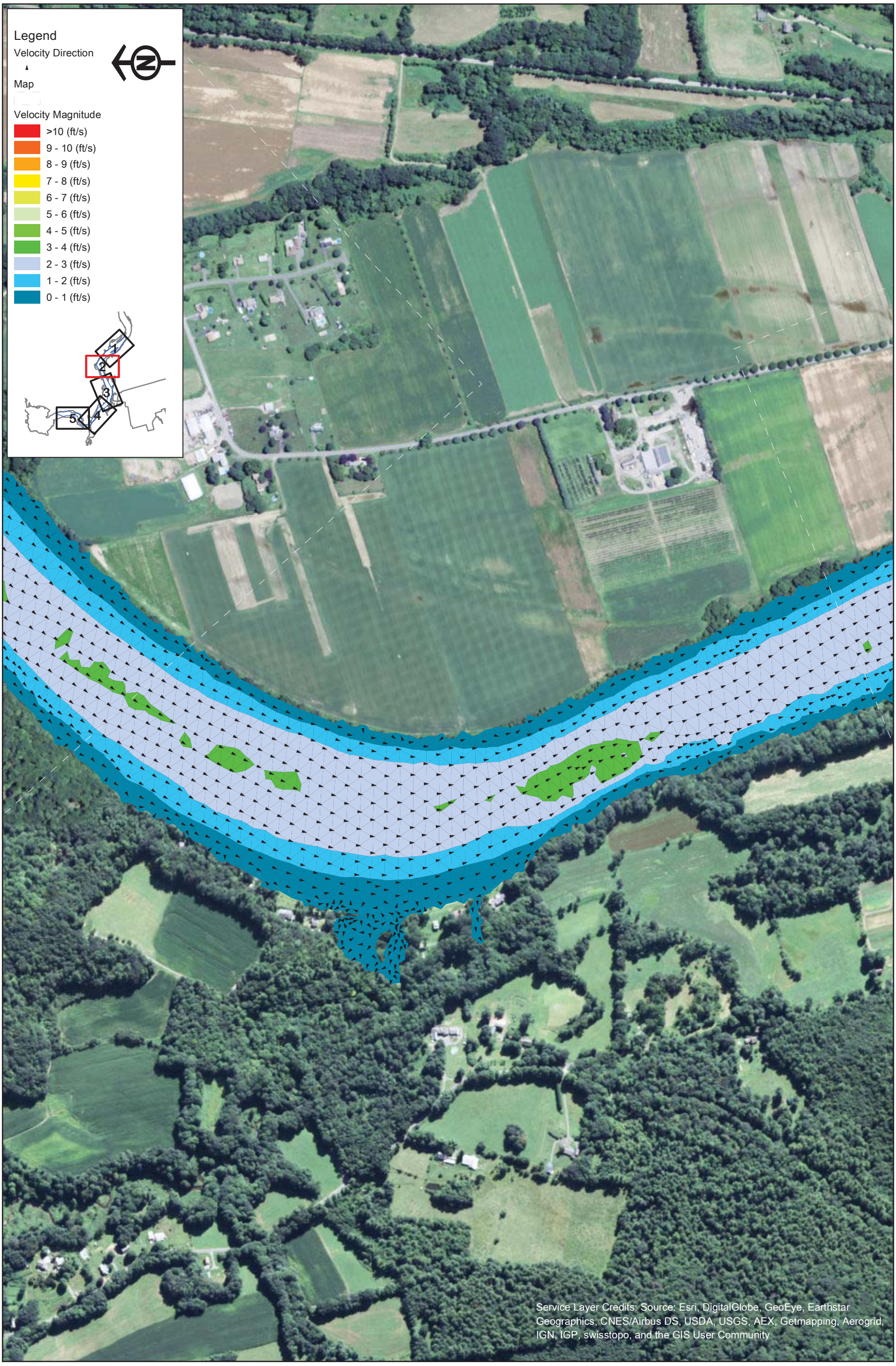

FirstLight
GDF SUEZ

Northfield Mountain Pumped Storage Project (No. 2485)
and Turners Falls Hydroelectric Project (No. 1889)

STUDY REPORT
RELICENSING STUDY 3.3.9

0 250 500 1,000 Feet

Appendix B - Velocity in the Turner Falls Impoundment 5 km Upstream and 5 km Downstream of the Northfield Tailrace

Scenario 34 - Map 2
5% Exceedance Flow (40,100 cfs), 2 Units Generating (10,000 cfs), 185 WSEL at Dam

Copyright © 2015 FirstLight Power Resources All rights reserved.

Path: W:\gis\studies\3_3_09\maps\appendix_b\velocity_vectors.mxd

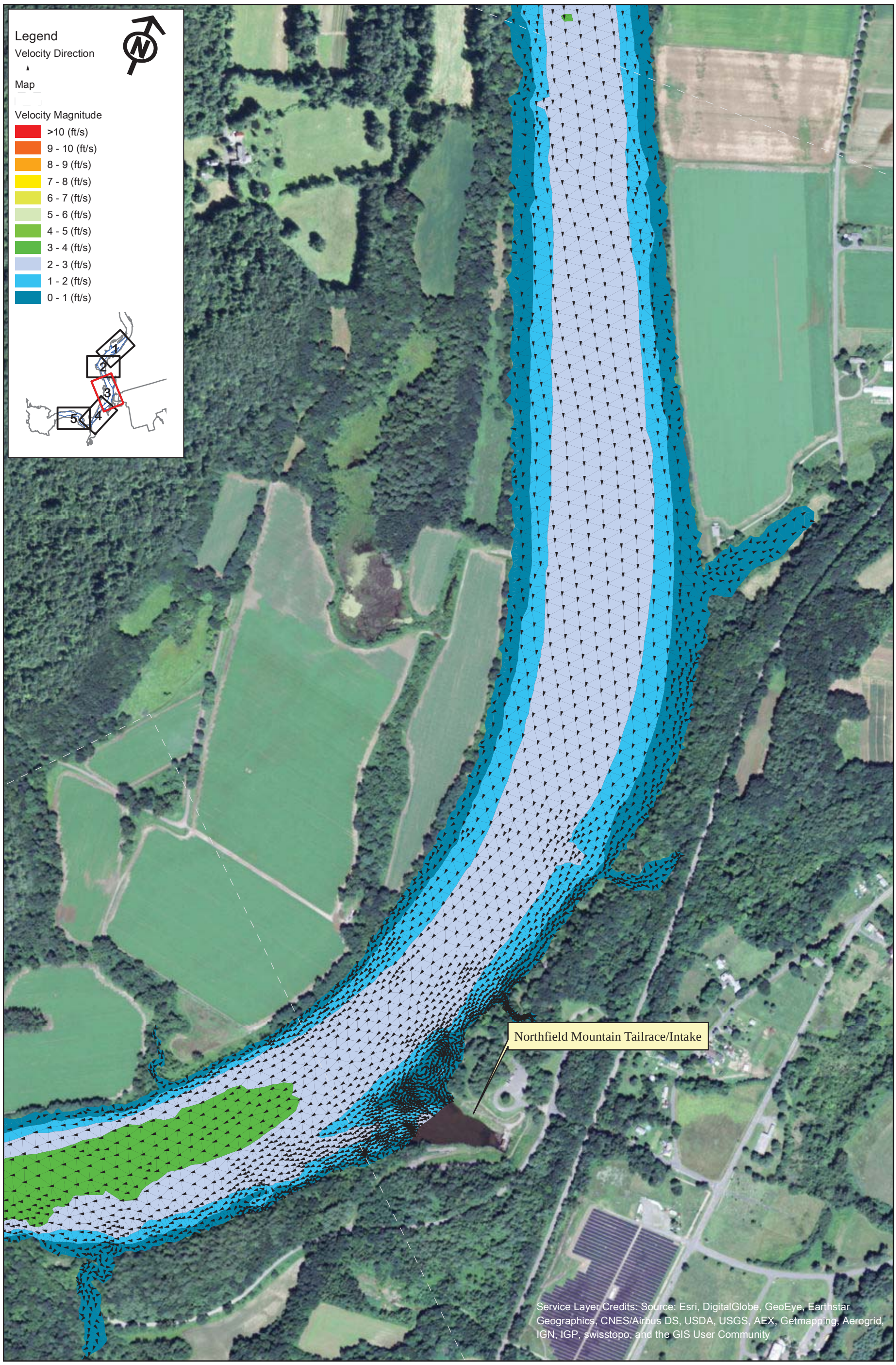

FirstLight
GDF SUEZ

Copyright © 2015 FirstLight Power Resources All rights reserved.

Northfield Mountain Pumped Storage Project (No. 2485)
and Turners Falls Hydroelectric Project (No. 1889)

STUDY REPORT
RELICENSING STUDY 3.3.9

0 250 500 1,000 Feet

Appendix B - Velocity in the Turner Falls Impoundment 5 km Upstream and 5 km Downstream of the Northfield Tailrace

Scenario 34 - Map 3
5% Exceedance Flow (40,100 cfs), 2 Units Generating (10,000 cfs), 185 WSEL at Dam

Path: W:\gis\studies\3_3_09\maps\appendix_b\velocity_vectors.mxd

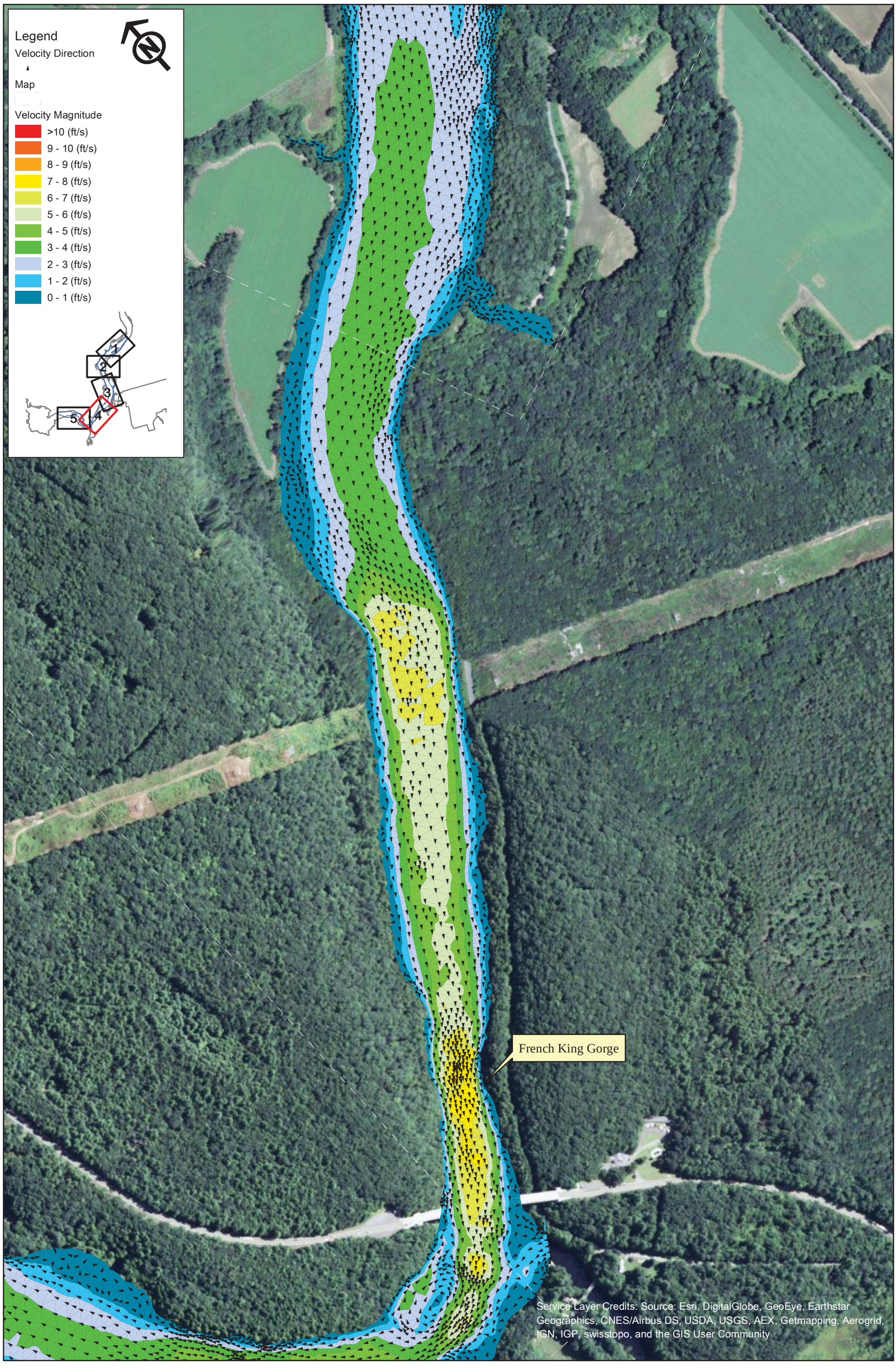

FirstLight
GDF SUEZ

Northfield Mountain Pumped Storage Project (No. 2485)
and Turners Falls Hydroelectric Project (No. 1889)

STUDY REPORT
RELICENSING STUDY 3.3.9

0 250 500 1,000 Feet

Appendix B - Velocity in the Turner Falls Impoundment 5 km Upstream and 5 km Downstream of the Northfield Tailrace

Scenario 34 - Map 4
5% Exceedance Flow (40,100 cfs), 2 Units Generating (10,000 cfs), 185 WSEL at Dam

Copyright © 2015 FirstLight Power Resources All rights reserved.

Path: W:\gis\studies\3_3_09\maps\appendix_b\velocity_vectors.mxd

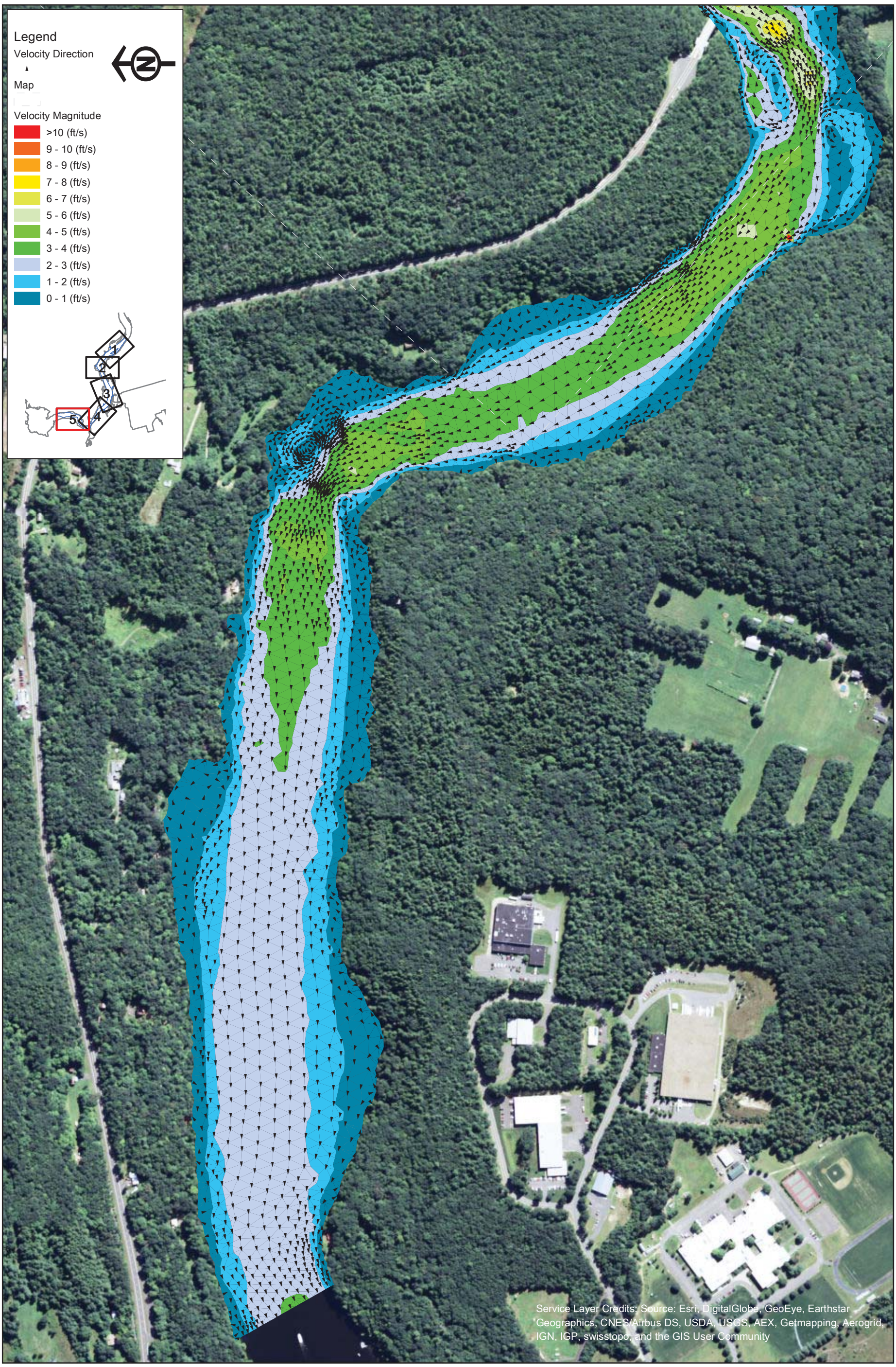

FirstLight GDF SUEZ

Northfield Mountain Pumped Storage Project (No. 2485)
and Turners Falls Hydroelectric Project (No. 1889)

STUDY REPORT
RELICENSING STUDY 3.3.9

0 250 500 1,000 Feet

Appendix B - Velocity in the Turner Falls Impoundment 5 km Upstream and 5 km Downstream of the Northfield Tailrace

Scenario 34 - Map 5
5% Exceedance Flow (40,100 cfs), 2 Units Generating (10,000 cfs), 185 WSEL at Dam

Copyright © 2015 FirstLight Power Resources All rights reserved.

Path: W:\gis\studies\3_3_09\maps\appendix_b\velocity_vectors.mxd

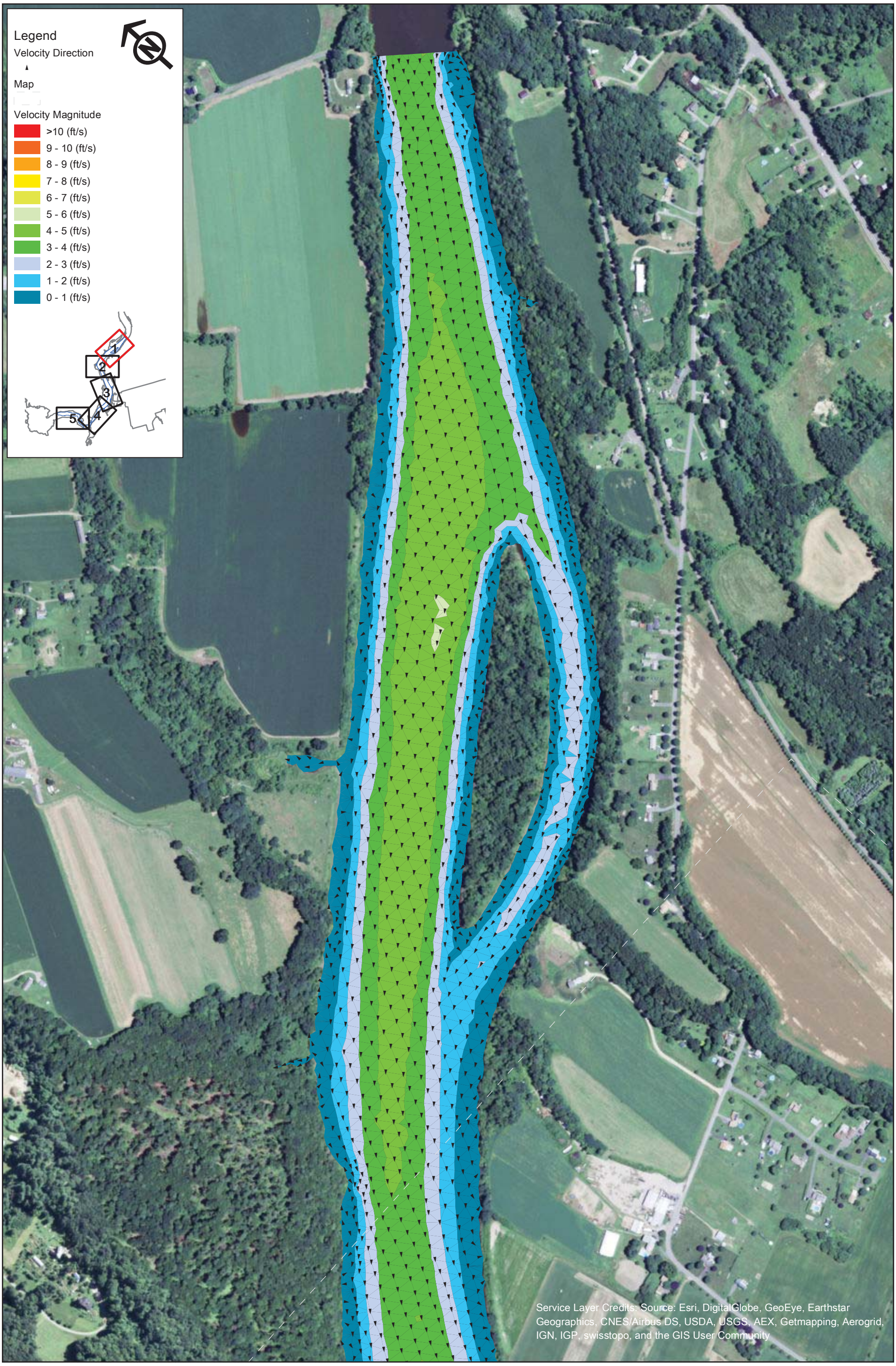

FirstLight GDF SUEZ

Northfield Mountain Pumped Storage Project (No. 2485)
and Turners Falls Hydroelectric Project (No. 1889)

STUDY REPORT
RELICENSING STUDY 3.3.9

0 250 500 1,000 Feet

Appendix B - Velocity in the Turner Falls Impoundment 5 km Upstream and 5 km Downstream of the Northfield Tailrace

Scenario 35 - Map 1
5% Exceedance Flow (40,100 cfs), 4 Units Generating (20,000 cfs), 176 WSEL at Dam

Copyright © 2015 FirstLight Power Resources All rights reserved.

Path: W:\gis\studies\3_3_09\maps\appendix_b\velocity_vectors.mxd

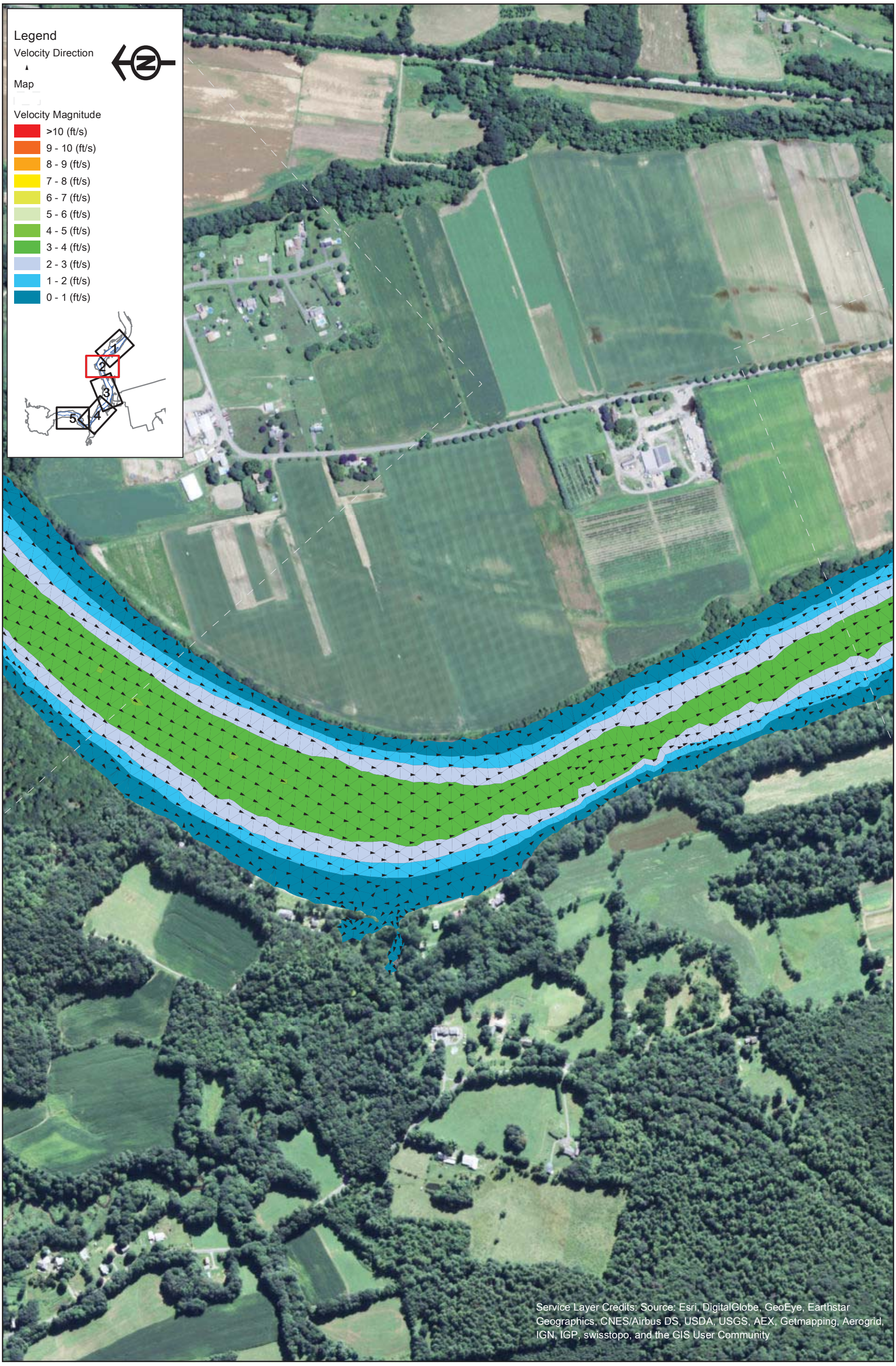

FirstLight
GDF SUEZ

Copyright © 2015 FirstLight Power Resources All rights reserved.

Northfield Mountain Pumped Storage Project (No. 2485)
and Turners Falls Hydroelectric Project (No. 1889)

STUDY REPORT
RELICENSING STUDY 3.3.9

0 250 500 1,000 Feet

Appendix B - Velocity in the Turner Falls Impoundment 5 km Upstream and 5 km Downstream of the Northfield Tailrace

Scenario 35 - Map 2
5% Exceedance Flow (40,100 cfs), 4 Units Generating (20,000 cfs), 176 WSEL at Dam

Path: W:\gis\studies\3_3_09\maps\appendix_b\velocity_vectors.mxd

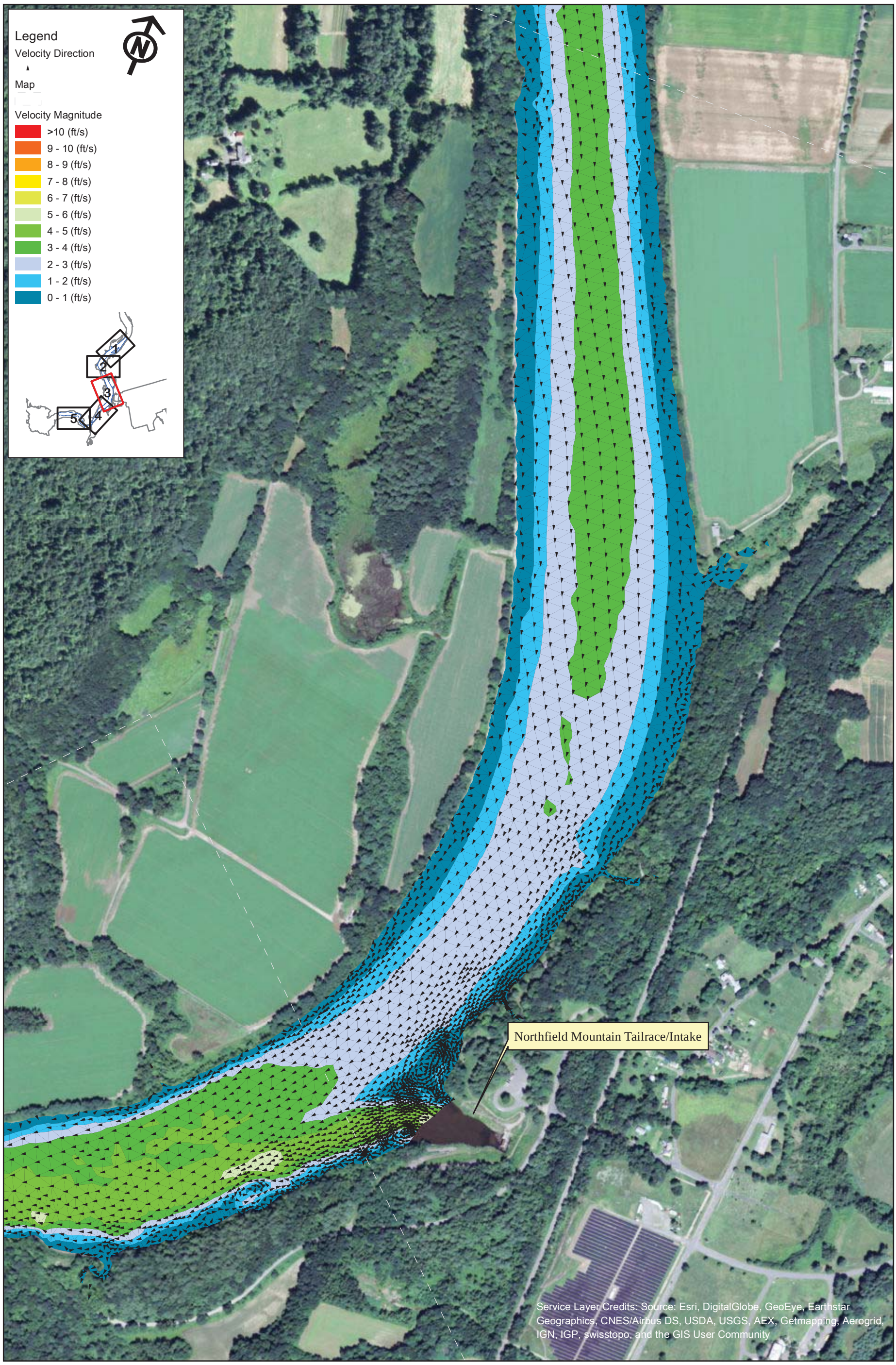

FirstLight
GDF SUEZ

Northfield Mountain Pumped Storage Project (No. 2485)
and Turners Falls Hydroelectric Project (No. 1889)

STUDY REPORT
RELICENSING STUDY 3.3.9

0 250 500 1,000 Feet

Appendix B - Velocity in the Turner Falls Impoundment 5 km Upstream and 5 km Downstream of the Northfield Tailrace

Scenario 35 - Map 3
5% Exceedance Flow (40,100 cfs), 4 Units Generating (20,000 cfs), 176 WSEL at Dam

Copyright © 2015 FirstLight Power Resources All rights reserved.

Path: W:\gis\studies\3_3_09\maps\appendix_b\velocity_vectors.mxd

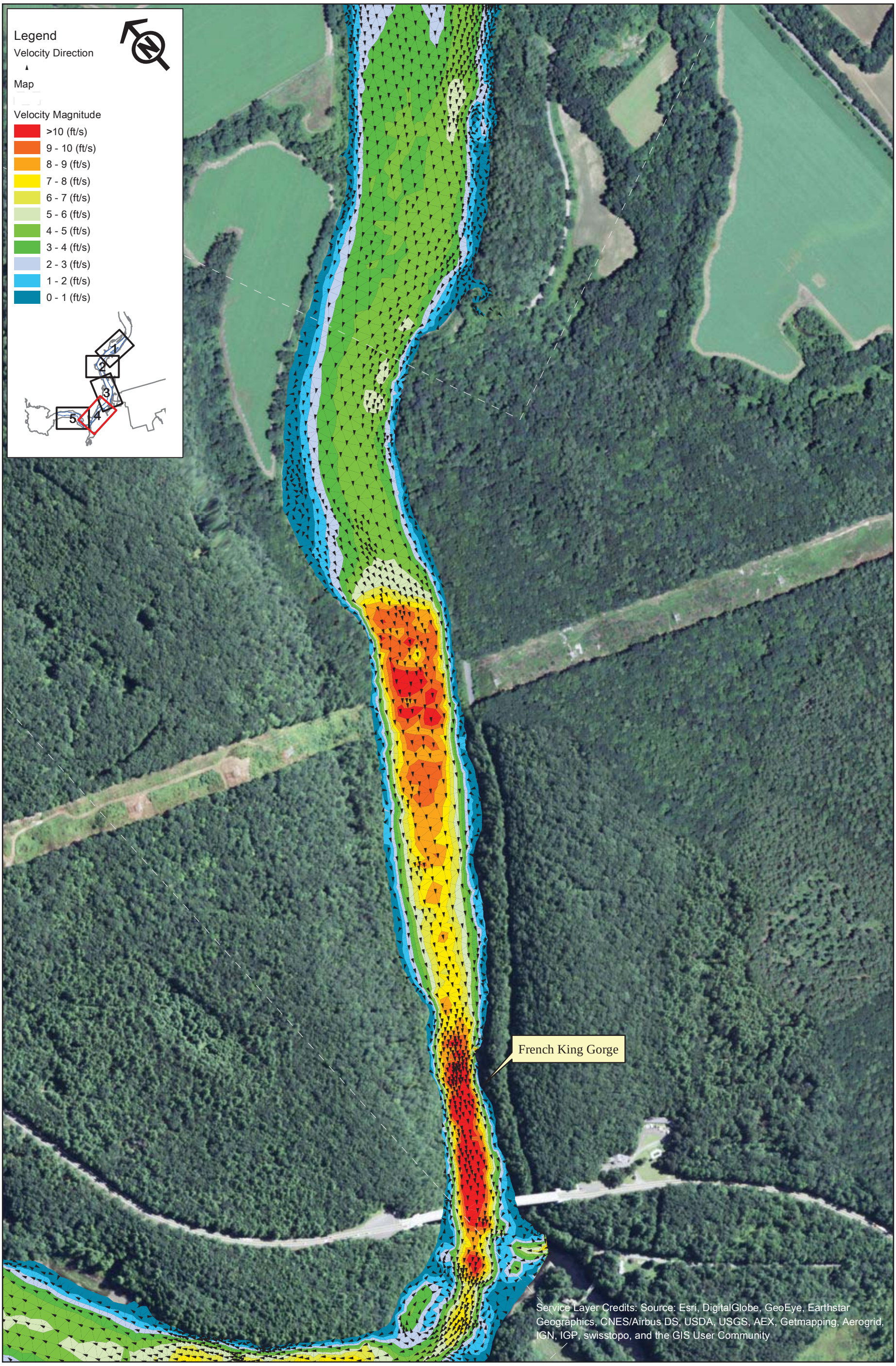

FirstLight GDF SUEZ

Northfield Mountain Pumped Storage Project (No. 2485)
and Turners Falls Hydroelectric Project (No. 1889)

STUDY REPORT
RELICENSING STUDY 3.3.9

0 250 500 1,000 Feet

Appendix B - Velocity in the Turner Falls Impoundment 5 km Upstream and 5 km Downstream of the Northfield Tailrace

Scenario 35 - Map 4
5% Exceedance Flow (40,100 cfs), 4 Units Generating (20,000 cfs), 176 WSEL at Dam

Copyright © 2015 FirstLight Power Resources All rights reserved.

Path: W:\gis\studies\3_3_09\maps\appendix_b\velocity_vectors.mxd

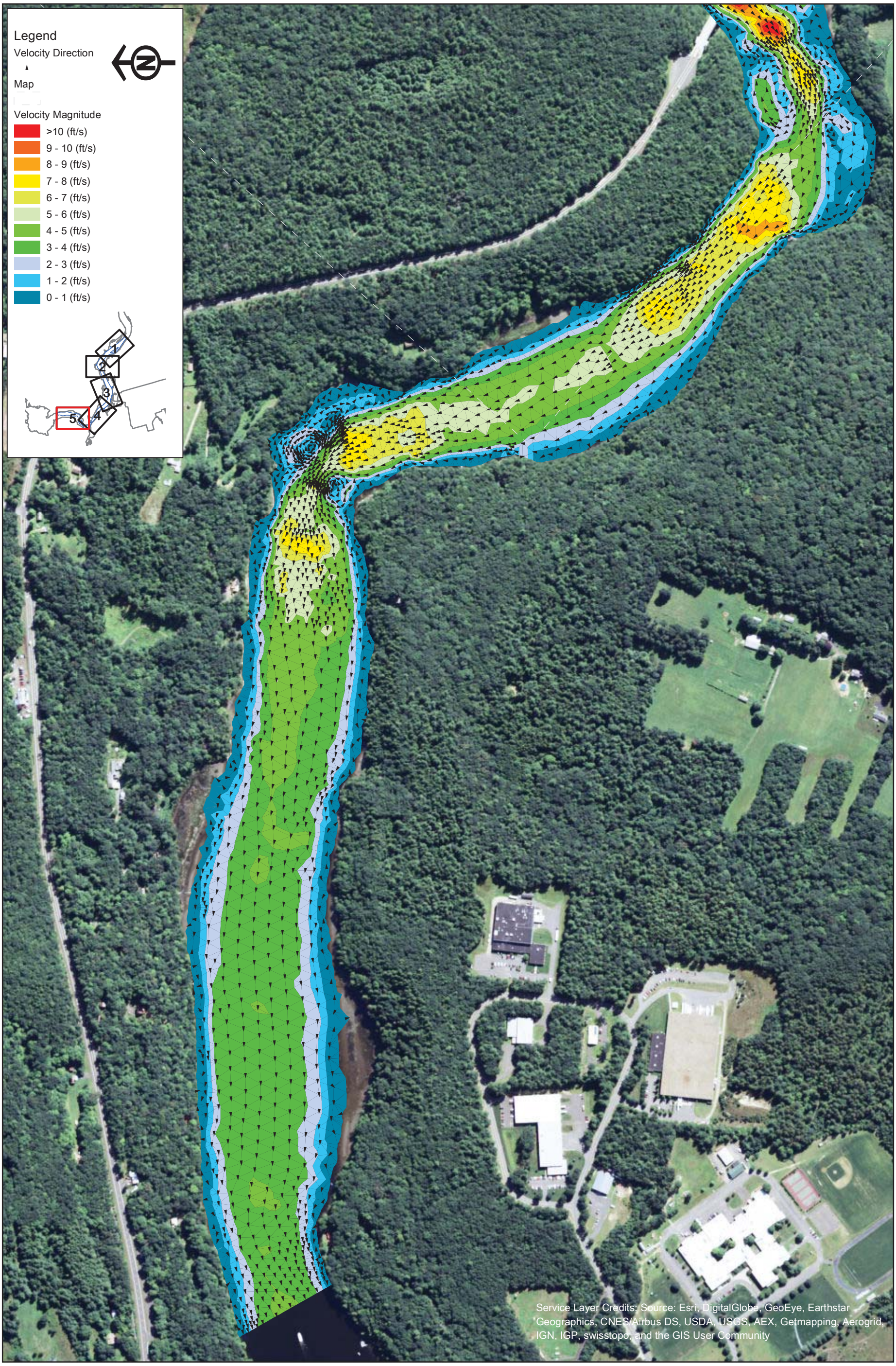

FirstLight
GDF SUEZ

Copyright © 2015 FirstLight Power Resources All rights reserved.

Northfield Mountain Pumped Storage Project (No. 2485)
and Turners Falls Hydroelectric Project (No. 1889)

STUDY REPORT
RELICENSING STUDY 3.3.9

0 250 500 1,000 Feet

Appendix B - Velocity in the Turner Falls Impoundment 5 km Upstream and 5 km Downstream of the Northfield Tailrace

Scenario 35 - Map 5
5% Exceedance Flow (40,100 cfs), 4 Units Generating (20,000 cfs), 176 WSEL at Dam

Path: W:\gis\studies\3_3_09\maps\appendix_b\velocity_vectors.mxd

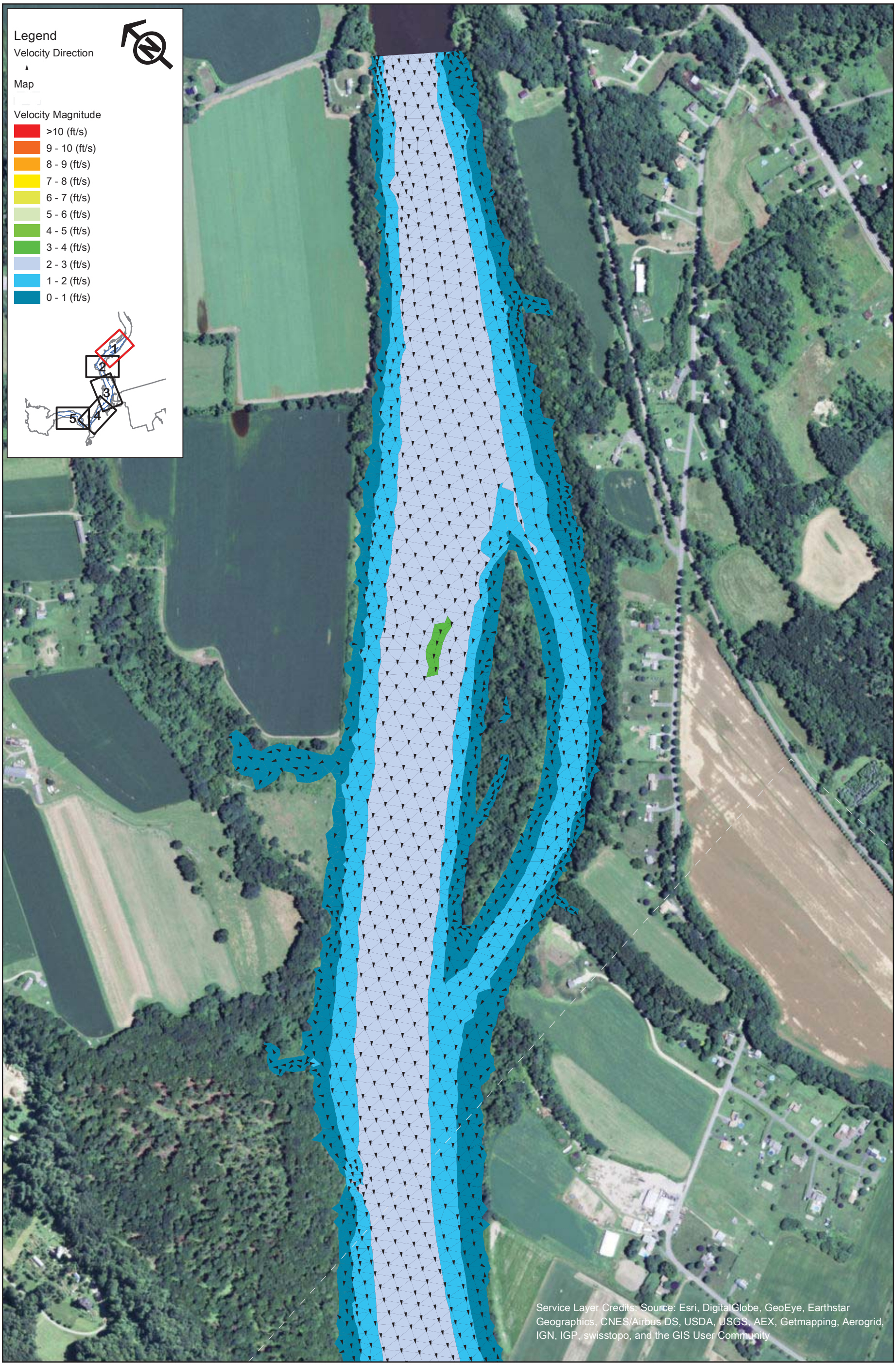

FirstLight GDF SUEZ

Northfield Mountain Pumped Storage Project (No. 2485)
and Turners Falls Hydroelectric Project (No. 1889)

STUDY REPORT
RELICENSING STUDY 3.3.9

0 250 500 1,000 Feet

Appendix B - Velocity in the Turner Falls Impoundment 5 km Upstream and 5 km Downstream of the Northfield Tailrace

Scenario 36 - Map 1
5% Exceedance Flow (40,100 cfs), 4 Units Generating (20,000 cfs), 185 WSEL at Dam

Copyright © 2015 FirstLight Power Resources All rights reserved.

Path: W:\gis\studies\3_3_09\maps\appendix_b\velocity_vectors.mxd

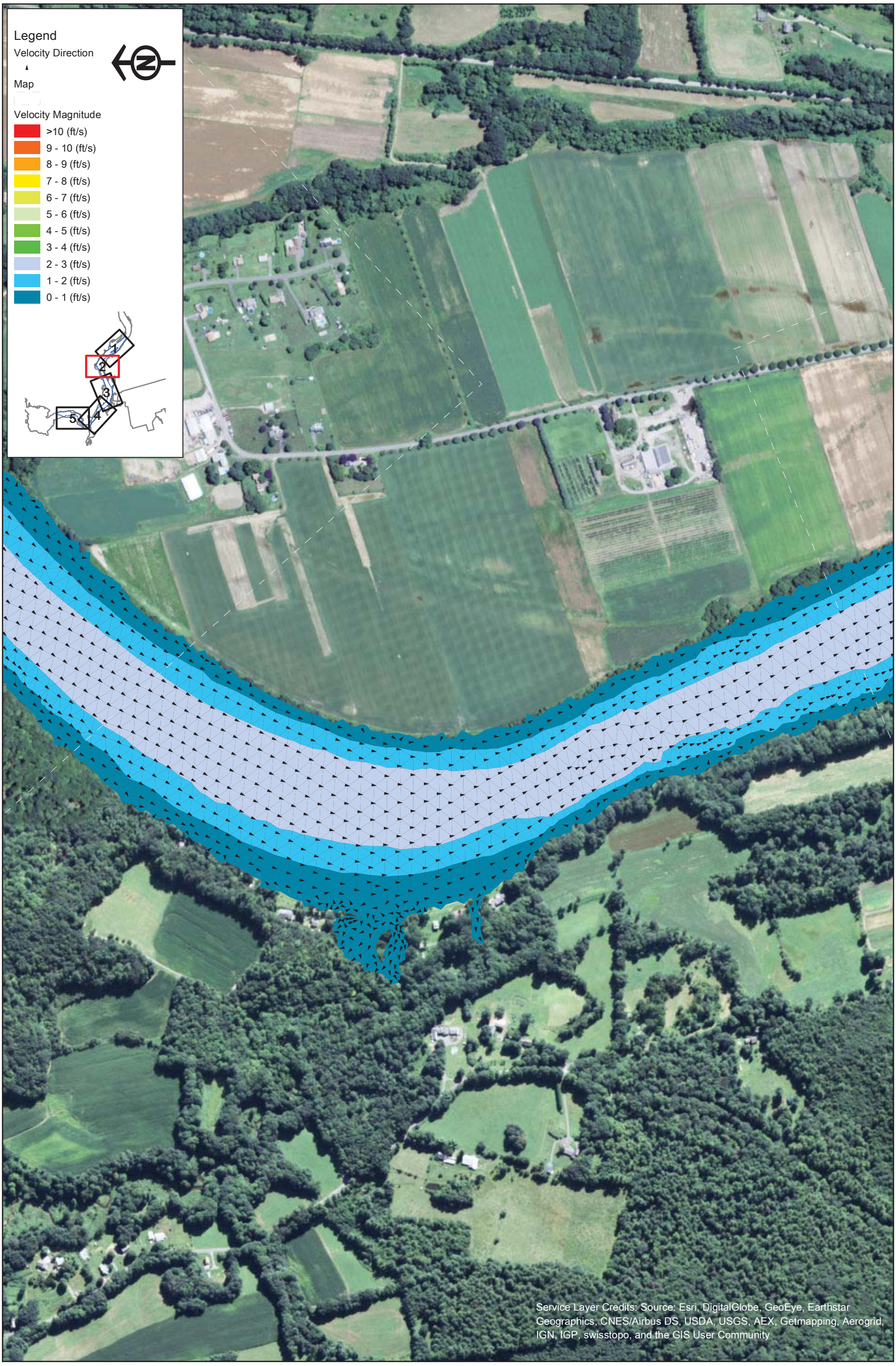

FirstLight
GDF SUEZ

Copyright © 2015 FirstLight Power Resources All rights reserved.

Northfield Mountain Pumped Storage Project (No. 2485)
and Turners Falls Hydroelectric Project (No. 1889)

STUDY REPORT
RELICENSING STUDY 3.3.9

0 250 500 1,000 Feet

Appendix B - Velocity in the Turner Falls Impoundment 5 km Upstream and 5 km Downstream of the Northfield Tailrace

Scenario 36 - Map 2
5% Exceedance Flow (40,100 cfs), 4 Units Generating (20,000 cfs), 185 WSEL at Dam

Path: W:\gis\studies\3_3_09\maps\appendix_b\velocity_vectors.mxd

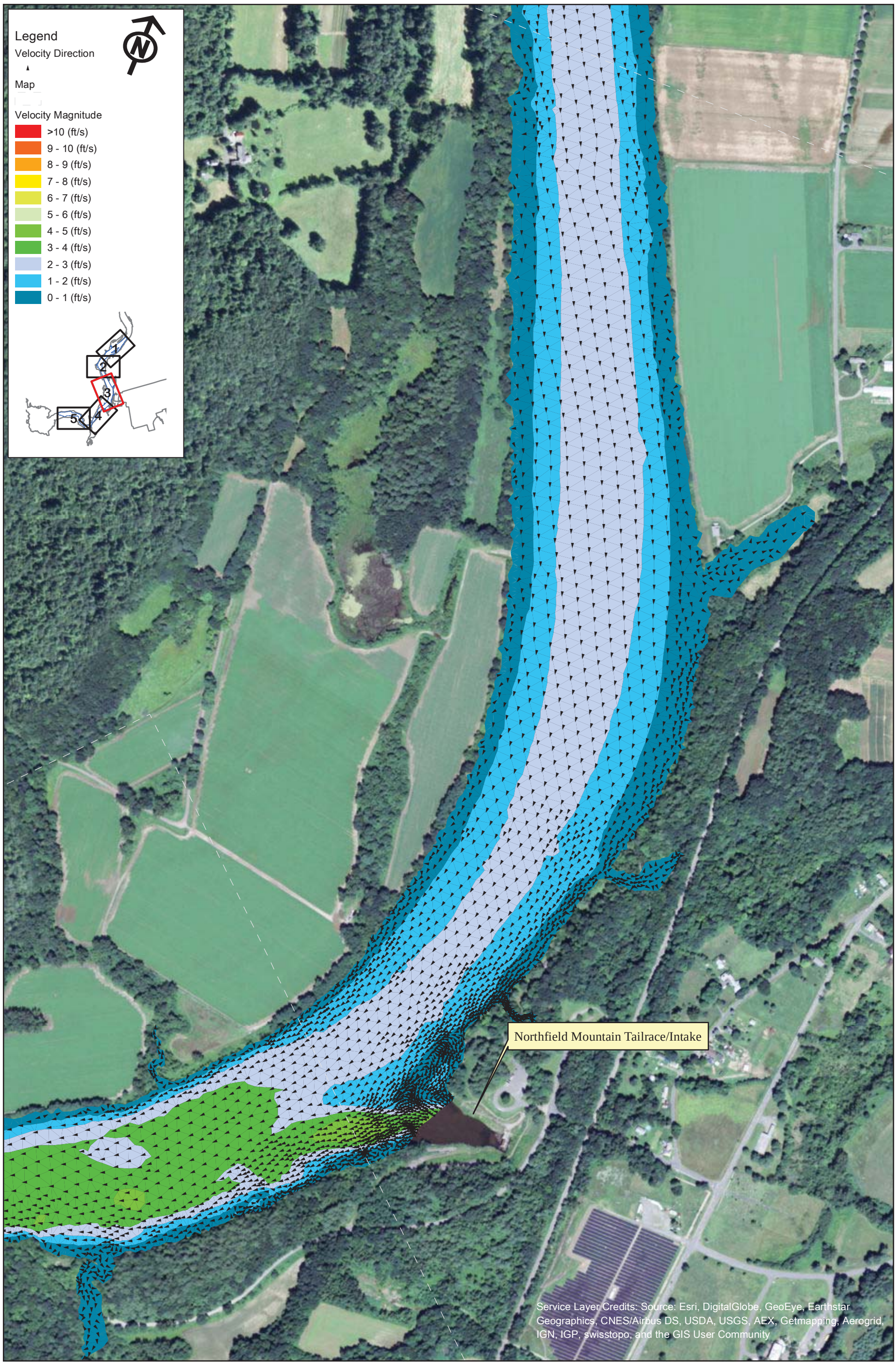

FirstLight
GDF SUEZ

Copyright © 2015 FirstLight Power Resources All rights reserved.

Northfield Mountain Pumped Storage Project (No. 2485)
and Turners Falls Hydroelectric Project (No. 1889)

STUDY REPORT
RELICENSING STUDY 3.3.9

0 250 500 1,000 Feet

Appendix B - Velocity in the Turner Falls Impoundment 5 km Upstream and 5 km Downstream of the Northfield Tailrace

Scenario 36 - Map 3
5% Exceedance Flow (40,100 cfs), 4 Units Generating (20,000 cfs), 185 WSEL at Dam

Path: W:\gis\studies\3_3_09\maps\appendix_b\velocity_vectors.mxd

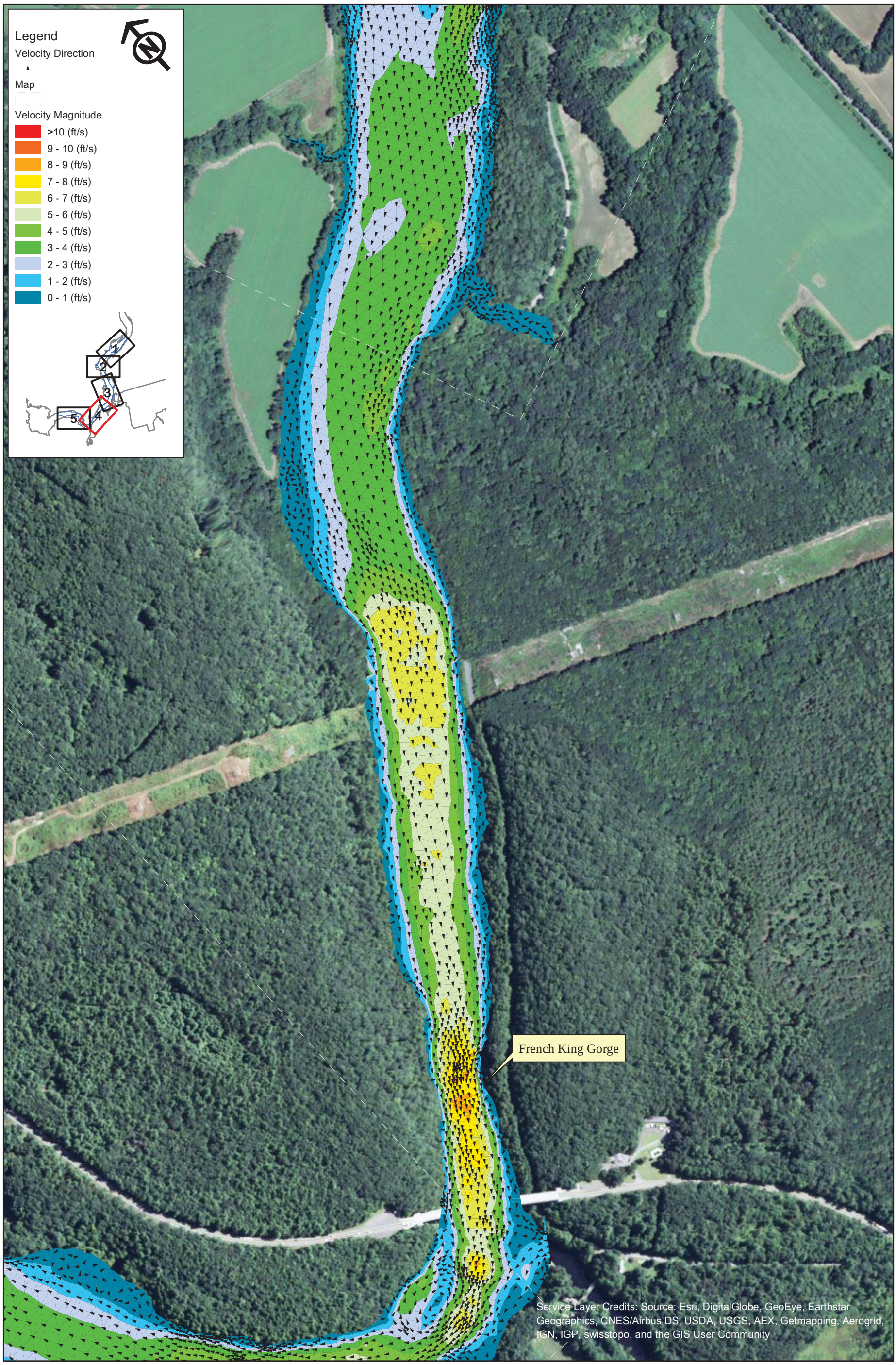

FirstLight
GDF SUEZ

Northfield Mountain Pumped Storage Project (No. 2485)
and Turners Falls Hydroelectric Project (No. 1889)

STUDY REPORT
RELICENSING STUDY 3.3.9

0 250 500 1,000 Feet

Appendix B - Velocity in the Turner Falls Impoundment 5 km Upstream and 5 km Downstream of the Northfield Tailrace

Scenario 36 - Map 4
5% Exceedance Flow (40,100 cfs), 4 Units Generating (20,000 cfs), 185 WSEL at Dam

Copyright © 2015 FirstLight Power Resources All rights reserved.

Path: W:\gis\studies\3_3_09\maps\appendix_b\velocity_vectors.mxd

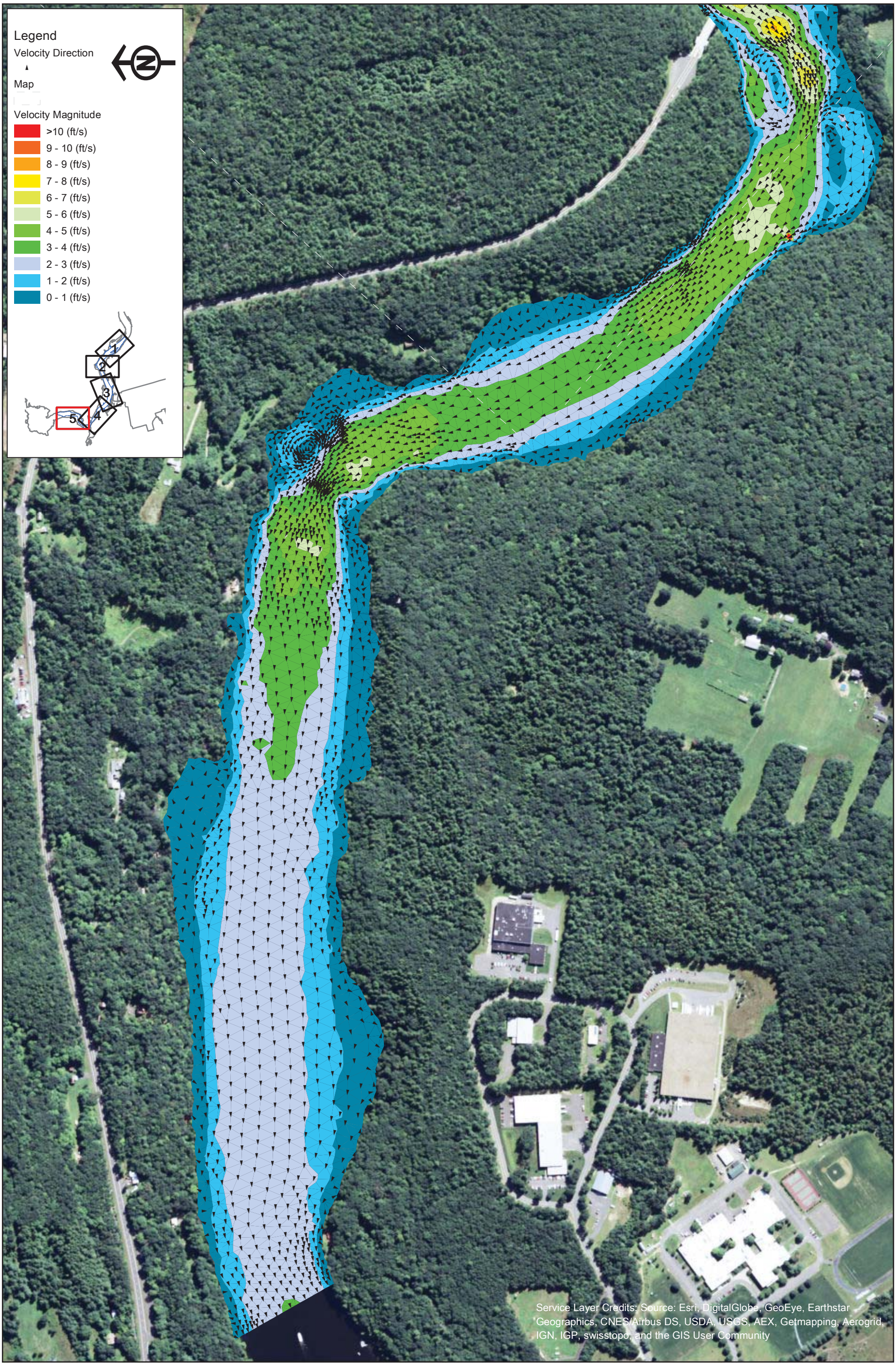

FirstLight GDF SUEZ

Northfield Mountain Pumped Storage Project (No. 2485)
and Turners Falls Hydroelectric Project (No. 1889)

STUDY REPORT
RELICENSING STUDY 3.3.9

0 250 500 1,000 Feet

Appendix B - Velocity in the Turner Falls Impoundment 5 km Upstream and 5 km Downstream of the Northfield Tailrace

Scenario 36 - Map 5
5% Exceedance Flow (40,100 cfs), 4 Units Generating (20,000 cfs), 185 WSEL at Dam

Copyright © 2015 FirstLight Power Resources All rights reserved.

Path: W:\gis\studies\3_3_09\maps\appendix_b\velocity_vectors.mxd

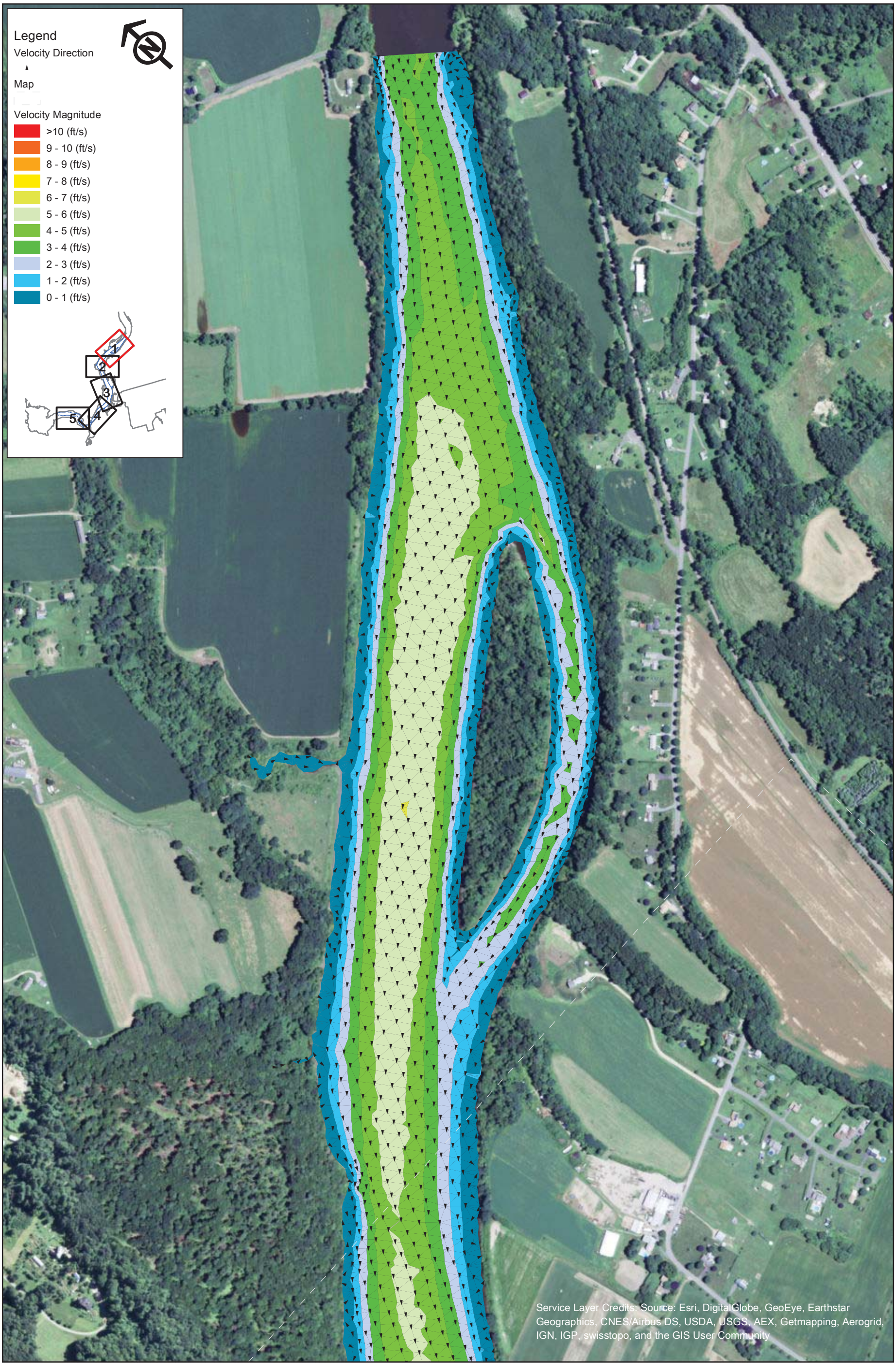

FirstLight GDF SUEZ

Northfield Mountain Pumped Storage Project (No. 2485)
and Turners Falls Hydroelectric Project (No. 1889)

STUDY REPORT
RELICENSING STUDY 3.3.9

0 250 500 1,000 Feet

Appendix B - Velocity in the Turner Falls Impoundment 5 km Upstream and 5 km Downstream of the Northfield Tailrace

Scenario 37 - Map 1
5% Exceedance Flow (40,100 cfs), 2 Units Pumping (7,600 cfs), 176 WSEL at Dam

Copyright © 2015 FirstLight Power Resources All rights reserved.

Path: W:\gis\studies\3_3_09\maps\appendix_b\velocity_vectors.mxd

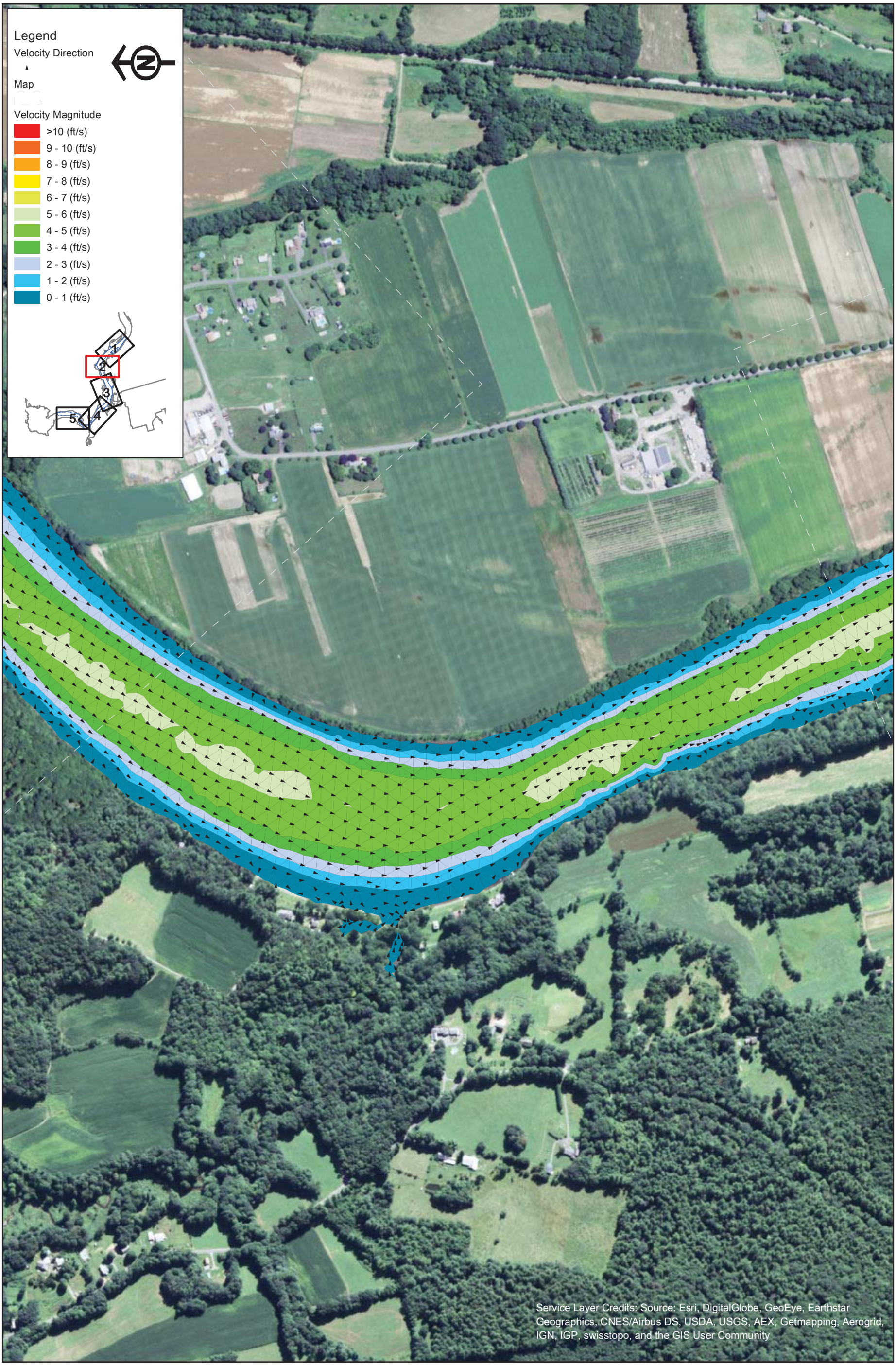

FirstLight
GDF SUEZ

Copyright © 2015 FirstLight Power Resources All rights reserved.

Northfield Mountain Pumped Storage Project (No. 2485)
and Turners Falls Hydroelectric Project (No. 1889)

STUDY REPORT
RELICENSING STUDY 3.3.9

0 250 500 1,000 Feet

Appendix B - Velocity in the Turner Falls Impoundment 5 km Upstream and 5 km Downstream of the Northfield Tailrace

Scenario 37 - Map 2
5% Exceedance Flow (40,100 cfs), 2 Units Pumping (7,600 cfs), 176 WSEL at Dam

Path: W:\gis\studies\3_3_09\maps\appendix_b\velocity_vectors.mxd

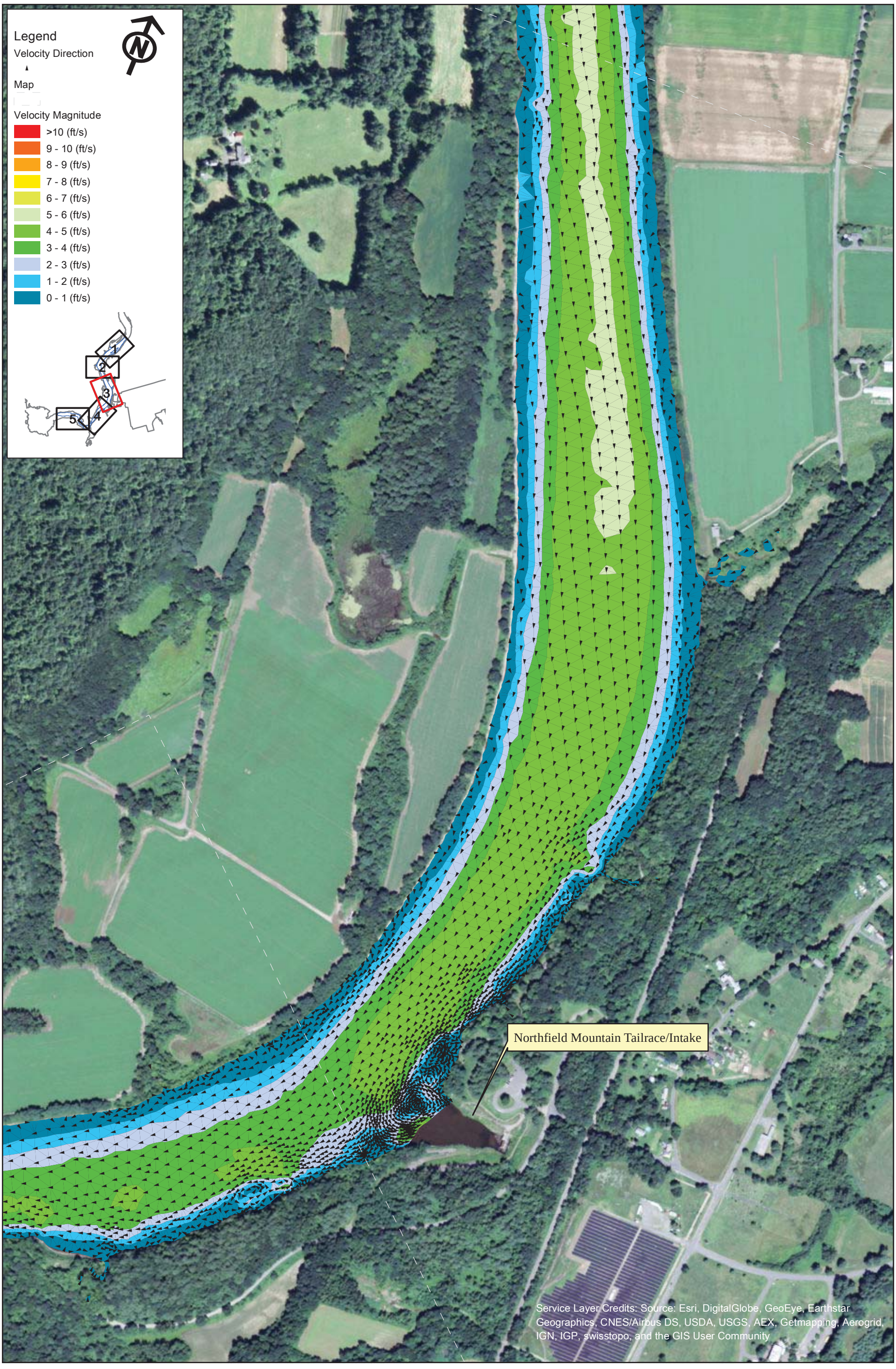

FirstLight
GDF SUEZ

Copyright © 2015 FirstLight Power Resources All rights reserved.

Northfield Mountain Pumped Storage Project (No. 2485)
and Turners Falls Hydroelectric Project (No. 1889)

STUDY REPORT
RELICENSING STUDY 3.3.9

0 250 500 1,000 Feet

Appendix B - Velocity in the Turner Falls Impoundment 5 km Upstream and 5 km Downstream of the Northfield Tailrace

Scenario 37 - Map 3
5% Exceedance Flow (40,100 cfs), 2 Units Pumping (7,600 cfs), 176 WSEL at Dam

Path: W:\gis\studies\3_3_09\maps\appendix_b\velocity_vectors.mxd

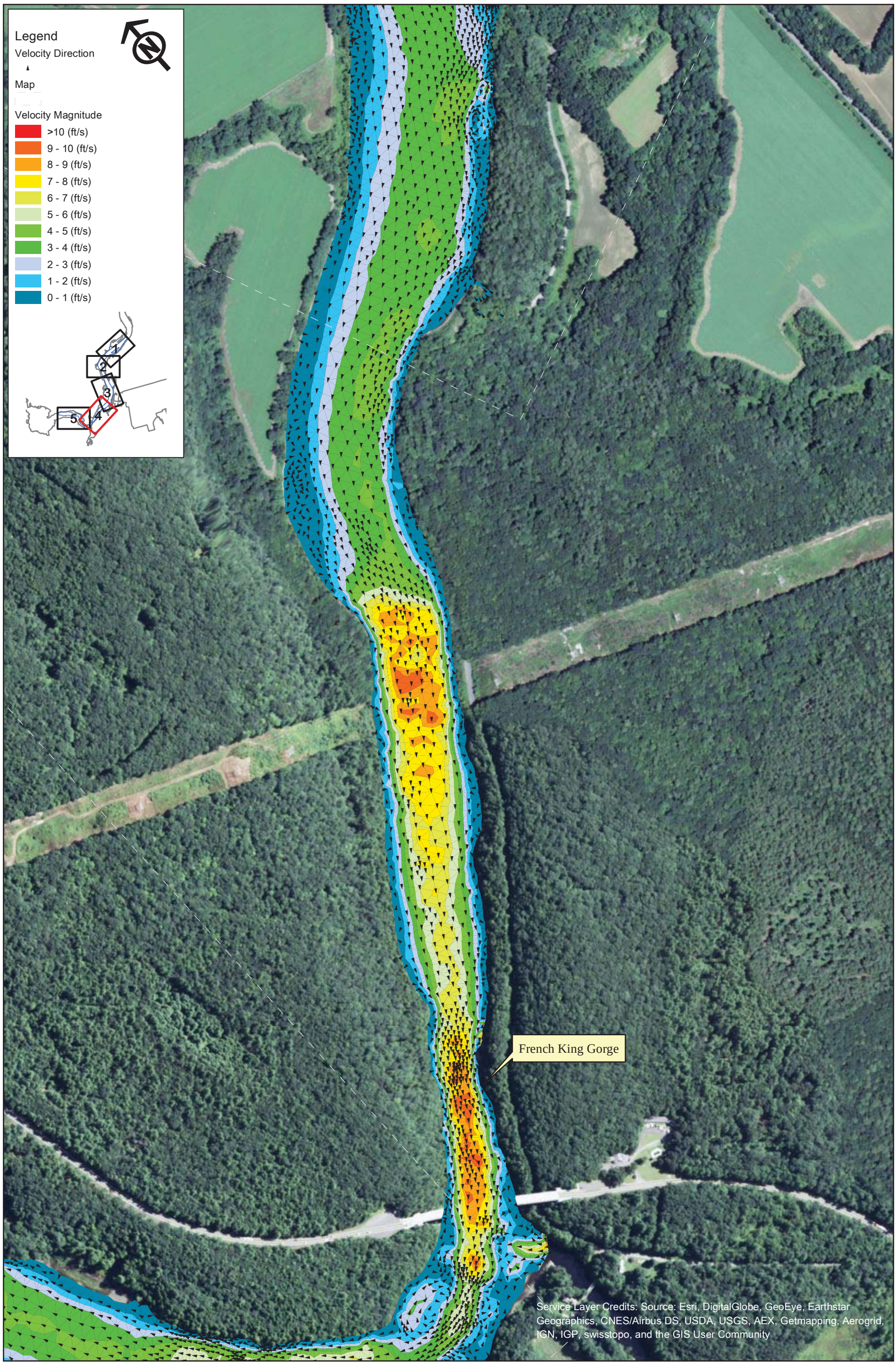

FirstLight GDF SUEZ

Northfield Mountain Pumped Storage Project (No. 2485)
and Turners Falls Hydroelectric Project (No. 1889)

STUDY REPORT
RELICENSING STUDY 3.3.9

0 250 500 1,000 Feet

Appendix B - Velocity in the Turner Falls Impoundment 5 km Upstream and 5 km Downstream of the Northfield Tailrace

Scenario 37 - Map 4
5% Exceedance Flow (40,100 cfs), 2 Units Pumping (7,600 cfs), 176 WSEL at Dam

Copyright © 2015 FirstLight Power Resources All rights reserved.

Path: W:\gis\studies\3_3_09\maps\appendix_b\velocity_vectors.mxd

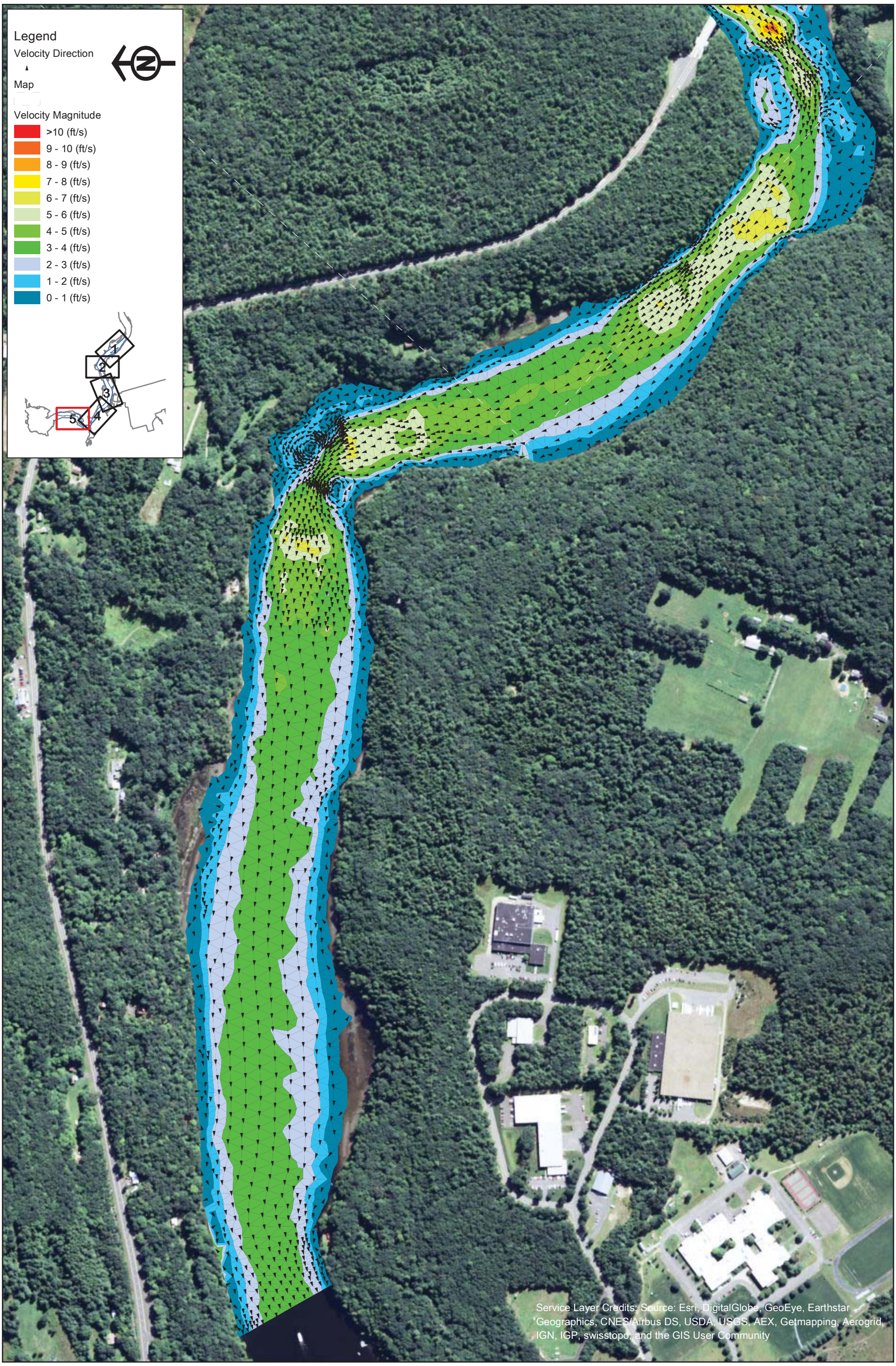

FirstLight GDF SUEZ

Northfield Mountain Pumped Storage Project (No. 2485)
and Turners Falls Hydroelectric Project (No. 1889)

STUDY REPORT
RELICENSING STUDY 3.3.9

0 250 500 1,000 Feet

Appendix B - Velocity in the Turner Falls Impoundment 5 km Upstream and 5 km Downstream of the Northfield Tailrace

Scenario 37 - Map 5
5% Exceedance Flow (40,100 cfs), 2 Units Pumping (7,600 cfs), 176 WSEL at Dam

Copyright © 2015 FirstLight Power Resources All rights reserved.

Path: W:\gis\studies\3_3_09\maps\appendix_b\velocity_vectors.mxd

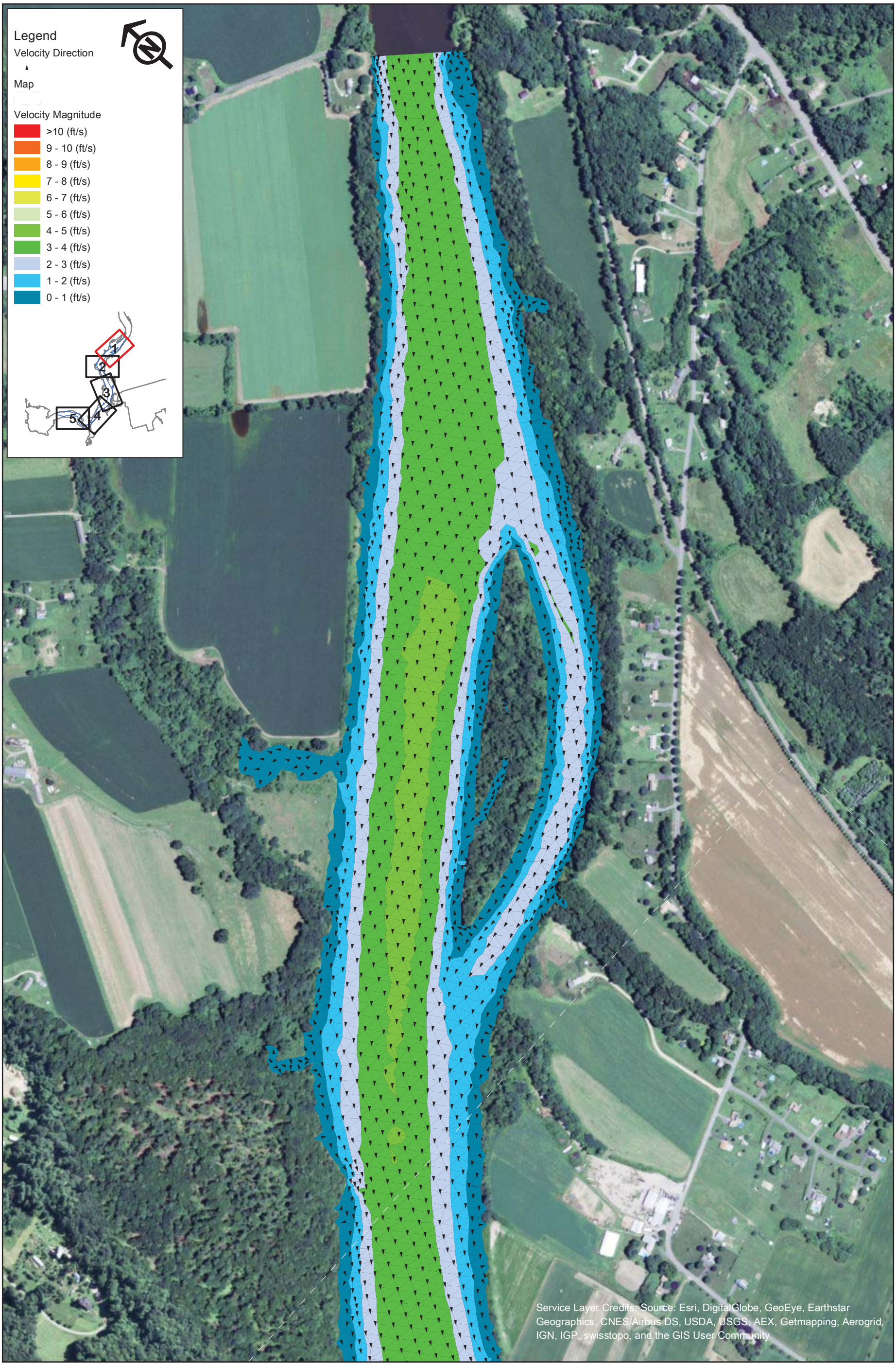

FirstLight GDF SUEZ

Northfield Mountain Pumped Storage Project (No. 2485)
and Turners Falls Hydroelectric Project (No. 1889)

STUDY REPORT
RELICENSING STUDY 3.3.9

0 250 500 1,000 Feet

Appendix B - Velocity in the Turner Falls Impoundment 5 km Upstream and 5 km Downstream of the Northfield Tailrace

Scenario 38 - Map 1
5% Exceedance Flow (40,100 cfs), 2 Units Pumping (7,600 cfs), 185 WSEL at Dam

Copyright © 2015 FirstLight Power Resources All rights reserved.

Path: W:\gis\studies\3_3_09\maps\appendix_b\velocity_vectors.mxd

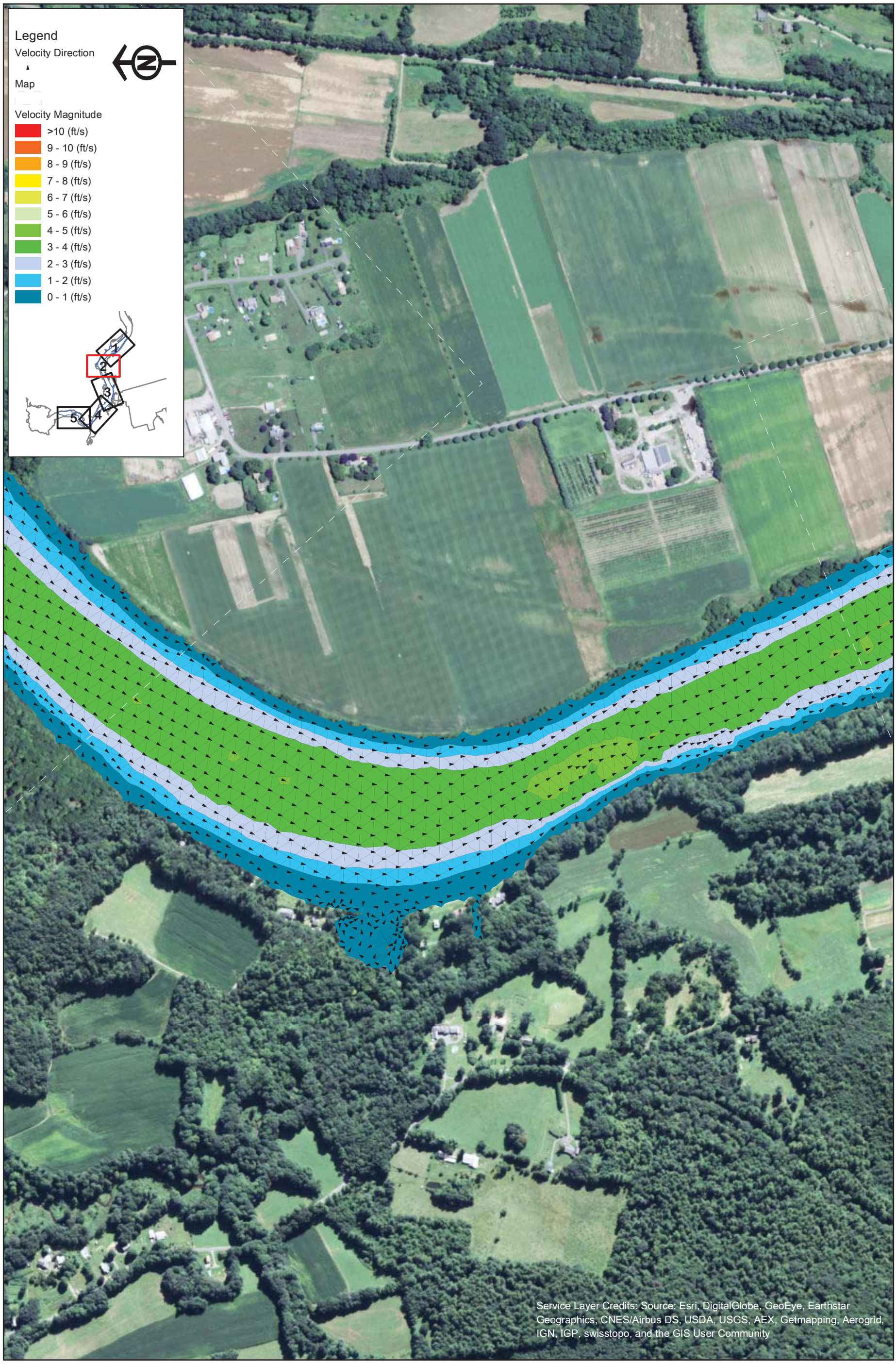

FirstLight
GDF SUEZ

Copyright © 2015 FirstLight Power Resources All rights reserved.

Northfield Mountain Pumped Storage Project (No. 2485)
and Turners Falls Hydroelectric Project (No. 1889)

STUDY REPORT
RELICENSING STUDY 3.3.9

0 250 500 1,000 Feet

Appendix B - Velocity in the Turner Falls Impoundment 5 km Upstream and 5 km Downstream of the Northfield Tailrace

Scenario 38 - Map 2
5% Exceedance Flow (40,100 cfs), 2 Units Pumping (7,600 cfs), 185 WSEL at Dam

Path: W:\gis\studies\3_3_09\maps\appendix_b\velocity_vectors.mxd

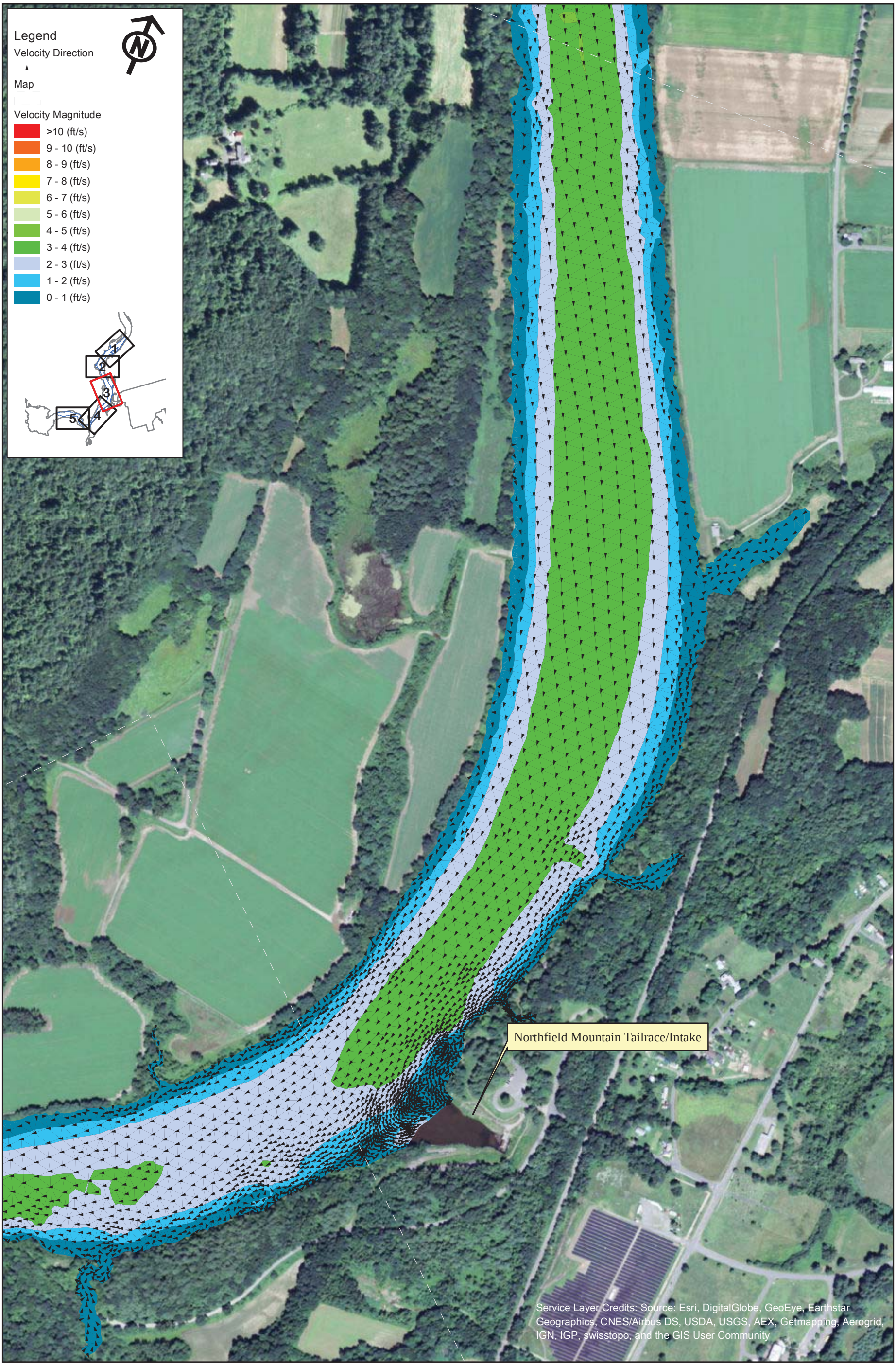

FirstLight GDF SUEZ

Northfield Mountain Pumped Storage Project (No. 2485)
and Turners Falls Hydroelectric Project (No. 1889)

STUDY REPORT
RELICENSING STUDY 3.3.9

0 250 500 1,000 Feet

Appendix B - Velocity in the Turner Falls Impoundment 5 km Upstream and 5 km Downstream of the Northfield Tailrace

Scenario 38 - Map 3
5% Exceedance Flow (40,100 cfs), 2 Units Pumping (7,600 cfs), 185 WSEL at Dam

Copyright © 2015 FirstLight Power Resources All rights reserved.

Path: W:\gis\studies\3_3_09\maps\appendix_b\velocity_vectors.mxd

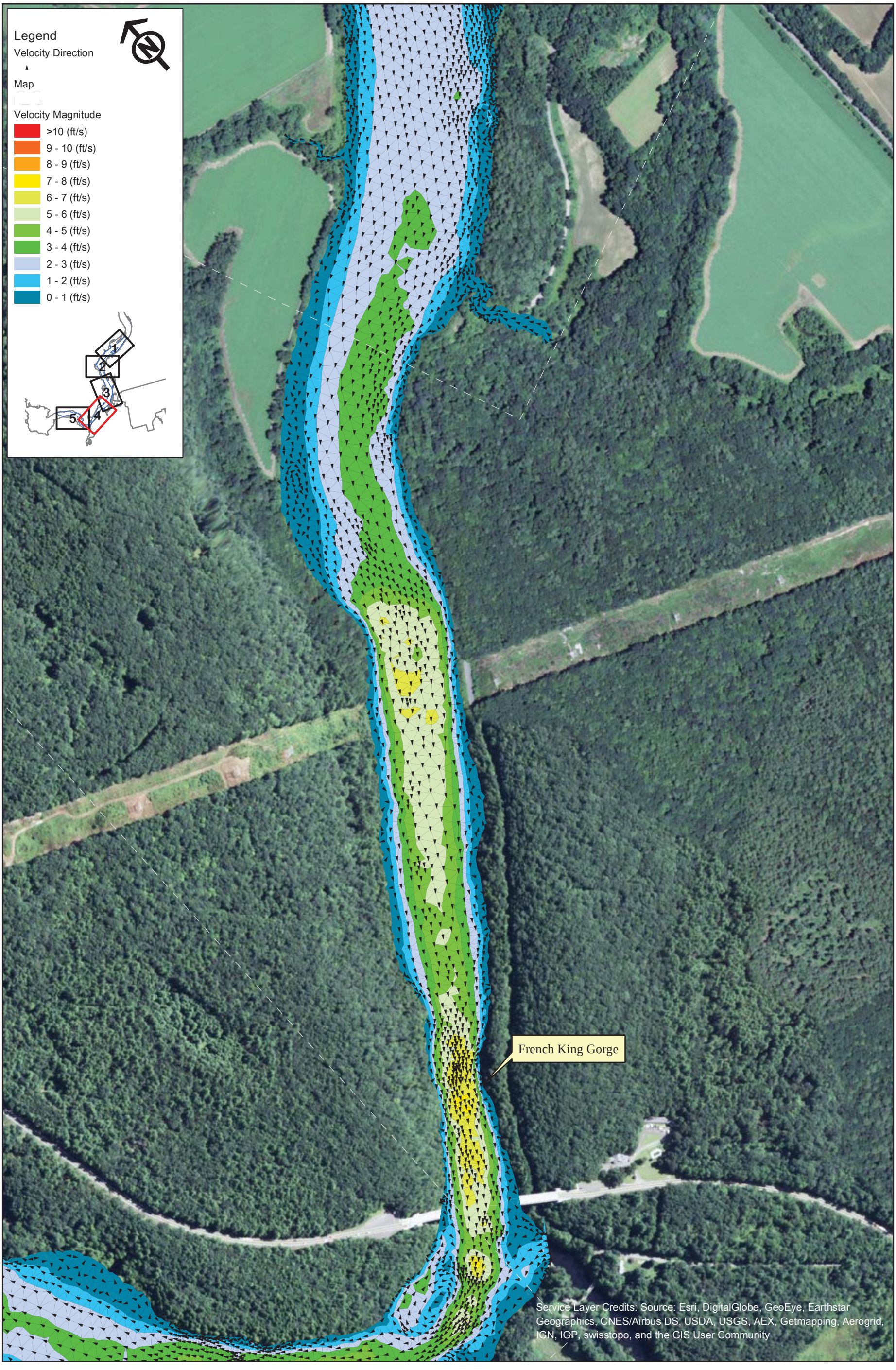

FirstLight
GDF SUEZ

Northfield Mountain Pumped Storage Project (No. 2485)
and Turners Falls Hydroelectric Project (No. 1889)

STUDY REPORT
RELICENSING STUDY 3.3.9

0 250 500 1,000 Feet

Appendix B - Velocity in the Turner Falls Impoundment 5 km Upstream and 5 km Downstream of the Northfield Tailrace

Scenario 38 - Map 4
5% Exceedance Flow (40,100 cfs), 2 Units Pumping (7,600 cfs), 185 WSEL at Dam

Copyright © 2015 FirstLight Power Resources All rights reserved.

Path: W:\gis\studies\3_3_09\maps\appendix_b\velocity_vectors.mxd

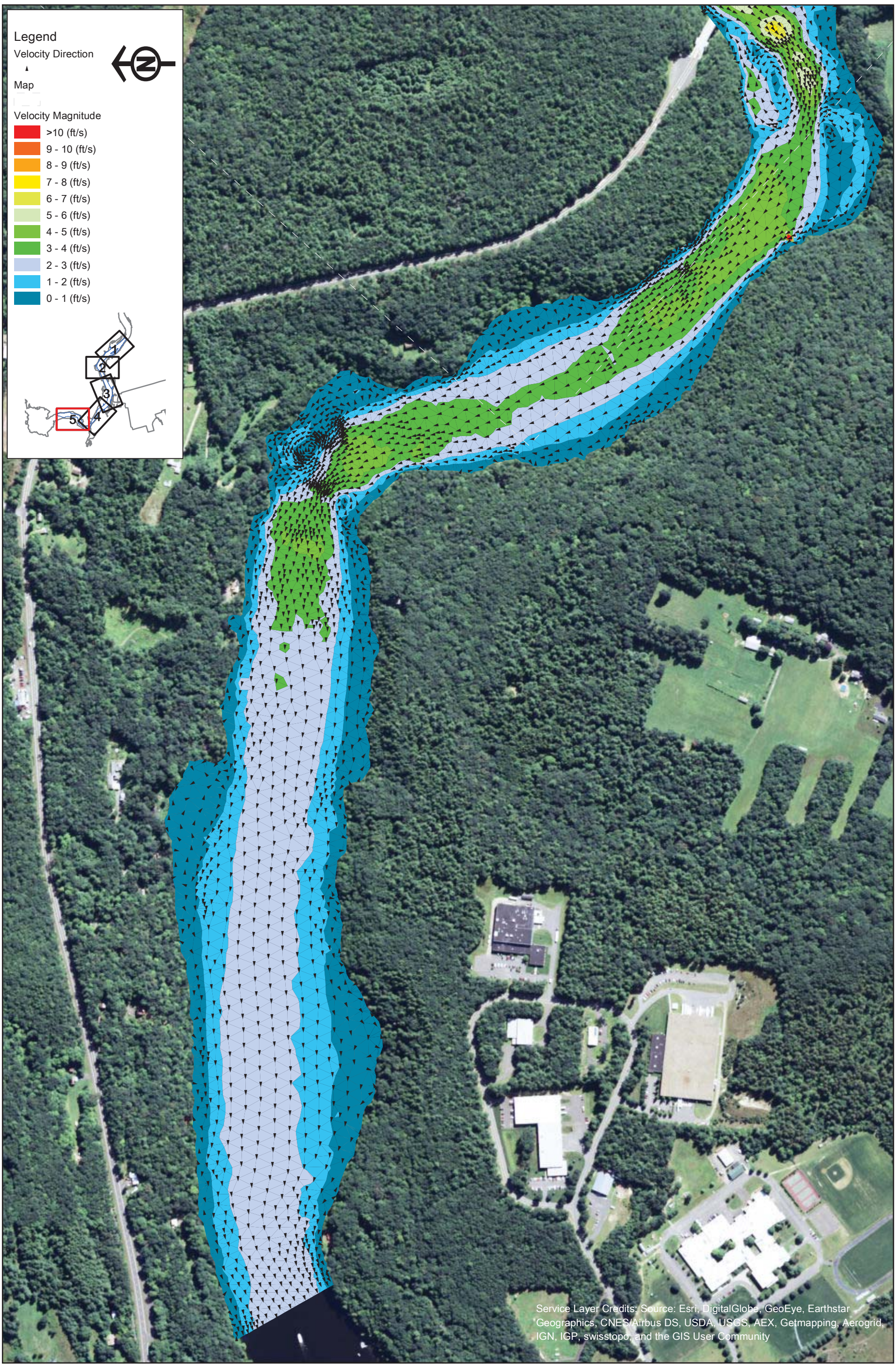

FirstLight
GDF SUEZ

Northfield Mountain Pumped Storage Project (No. 2485)
and Turners Falls Hydroelectric Project (No. 1889)

STUDY REPORT
RELICENSING STUDY 3.3.9

0 250 500 1,000 Feet

Appendix B - Velocity in the Turner Falls Impoundment 5 km Upstream and 5 km Downstream of the Northfield Tailrace

Scenario 38 - Map 5
5% Exceedance Flow (40,100 cfs), 2 Units Pumping (7,600 cfs), 185 WSEL at Dam

Copyright © 2015 FirstLight Power Resources All rights reserved.

Path: W:\gis\studies\3_3_09\maps\appendix_b\velocity_vectors.mxd

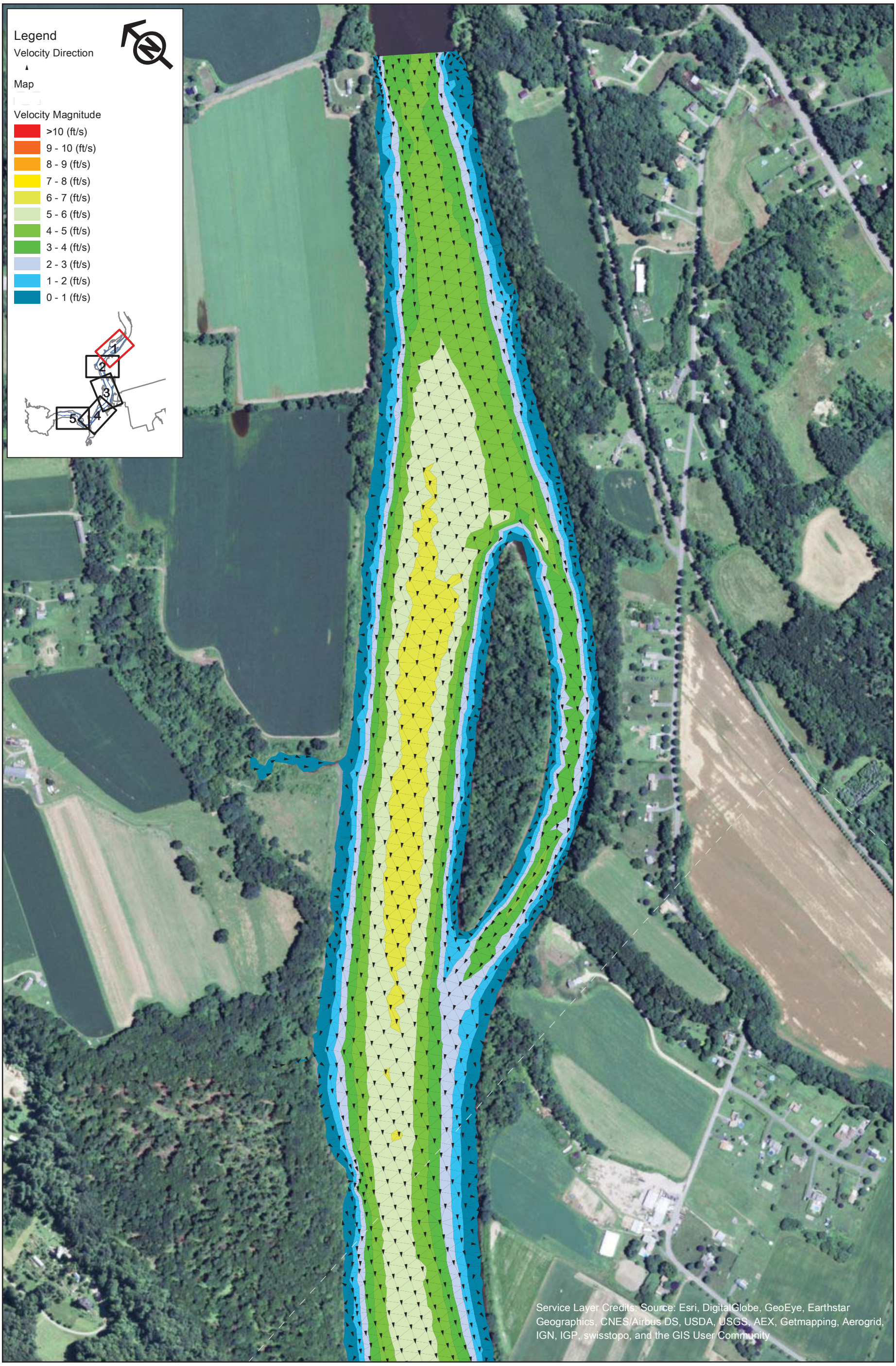

FirstLight GDF SUEZ

Northfield Mountain Pumped Storage Project (No. 2485)
and Turners Falls Hydroelectric Project (No. 1889)

STUDY REPORT
RELICENSING STUDY 3.3.9

0 250 500 1,000 Feet

Appendix B - Velocity in the Turner Falls Impoundment 5 km Upstream and 5 km Downstream of the Northfield Tailrace

Scenario 39 - Map 1
5% Exceedance Flow (40,100 cfs), 4 Units Pumping (15,200 cfs), 176 WSEL at Dam

Copyright © 2015 FirstLight Power Resources All rights reserved.

Path: W:\gis\studies\3_3_09\maps\appendix_b\velocity_vectors.mxd

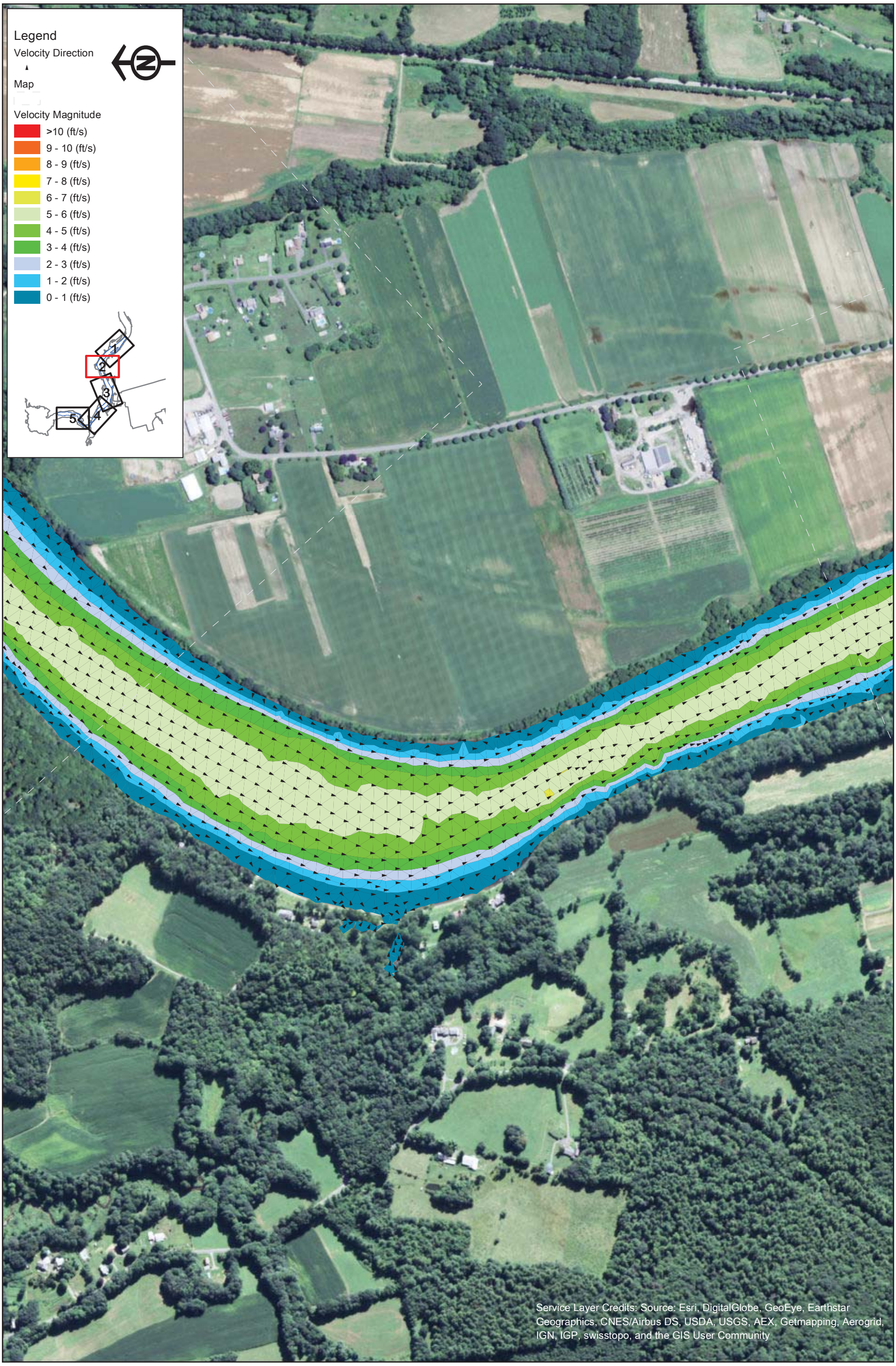

FirstLight
GDF SUEZ

Copyright © 2015 FirstLight Power Resources All rights reserved.

Northfield Mountain Pumped Storage Project (No. 2485)
and Turners Falls Hydroelectric Project (No. 1889)

STUDY REPORT
RELICENSING STUDY 3.3.9

0 250 500 1,000 Feet

Appendix B - Velocity in the Turner Falls Impoundment 5 km Upstream and 5 km Downstream of the Northfield Tailrace

Scenario 39 - Map 2
5% Exceedance Flow (40,100 cfs), 4 Units Pumping (15,200 cfs), 176 WSEL at Dam

Path: W:\gis\studies\3_3_09\maps\appendix_b\velocity_vectors.mxd

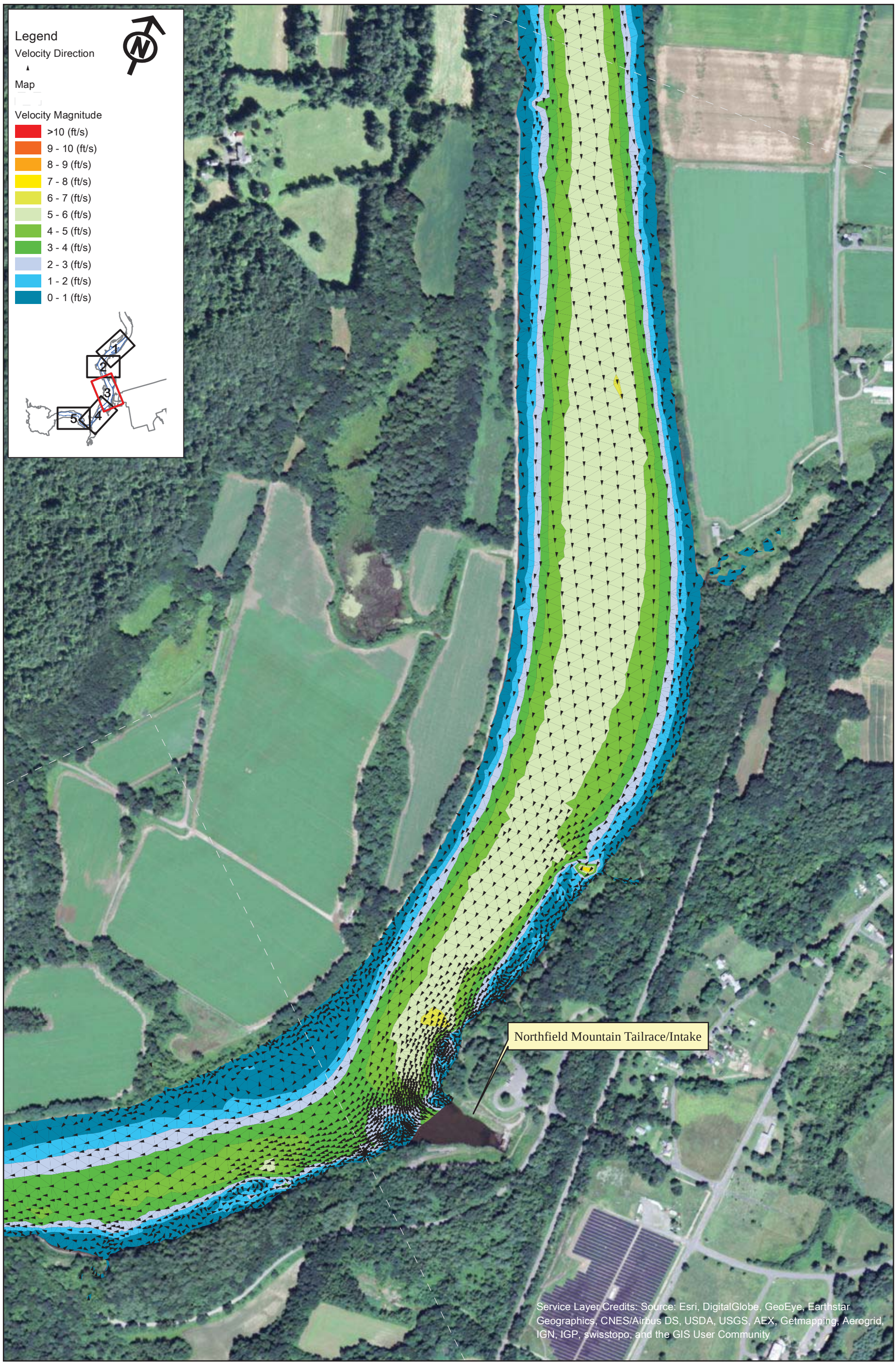

FirstLight
GDF SUEZ

Copyright © 2015 FirstLight Power Resources All rights reserved.

Northfield Mountain Pumped Storage Project (No. 2485)
and Turners Falls Hydroelectric Project (No. 1889)

STUDY REPORT
RELICENSING STUDY 3.3.9

0 250 500 1,000 Feet

Appendix B - Velocity in the Turner Falls Impoundment 5 km Upstream and 5 km Downstream of the Northfield Tailrace

Scenario 39 - Map 3
5% Exceedance Flow (40,100 cfs), 4 Units Pumping (15,200 cfs), 176 WSEL at Dam

Path: W:\gis\studies\3_3_09\maps\appendix_b\velocity_vectors.mxd

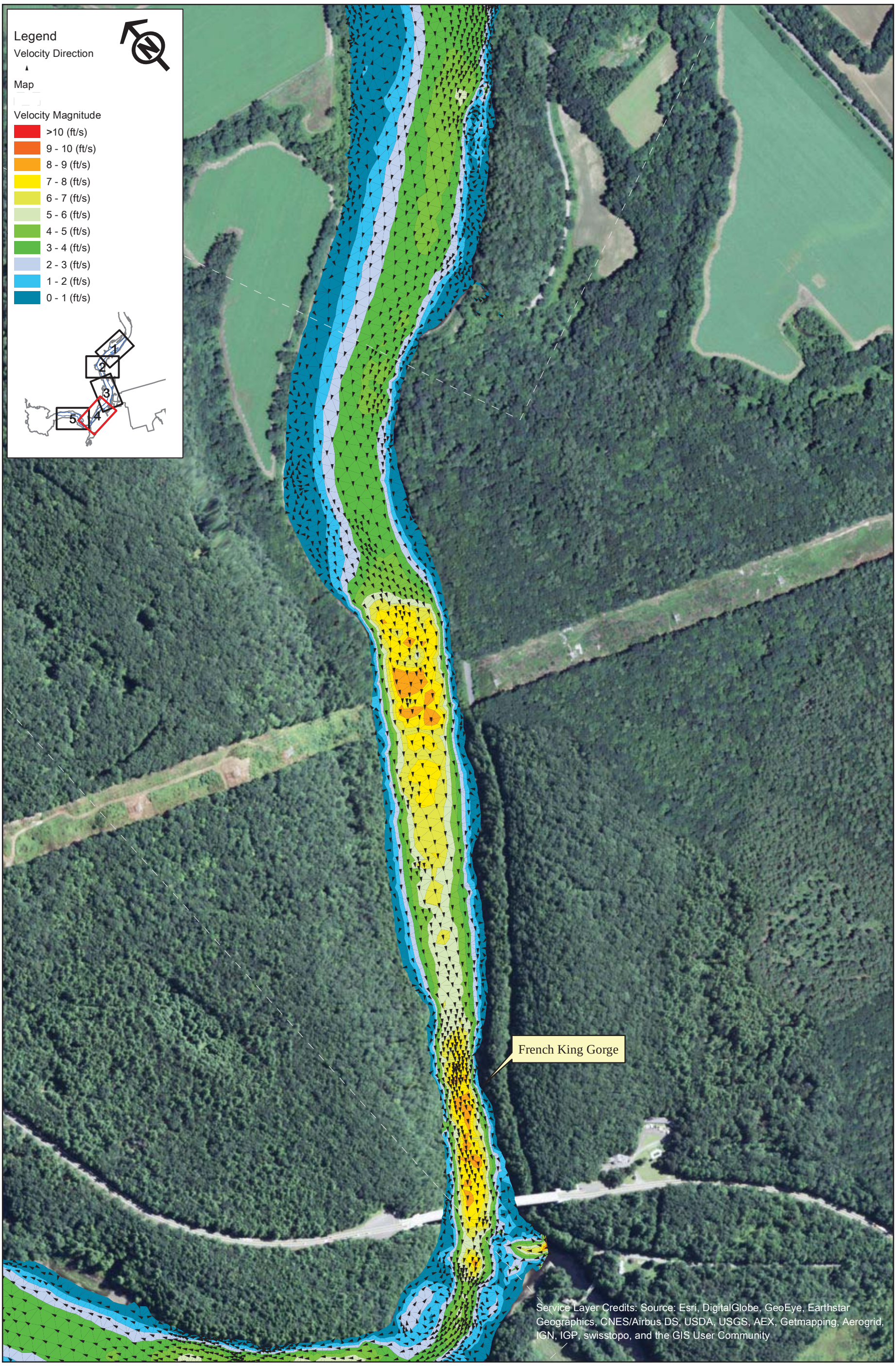

FirstLight
GDF SUEZ

Northfield Mountain Pumped Storage Project (No. 2485)
and Turners Falls Hydroelectric Project (No. 1889)

STUDY REPORT
RELICENSING STUDY 3.3.9

0 250 500 1,000 Feet

Appendix B - Velocity in the Turner Falls Impoundment 5 km Upstream and 5 km Downstream of the Northfield Tailrace

Scenario 39 - Map 4
5% Exceedance Flow (40,100 cfs), 4 Units Pumping (15,200 cfs), 176 WSEL at Dam

Copyright © 2015 FirstLight Power Resources All rights reserved.

Path: W:\gis\studies\3_3_09\maps\appendix_b\velocity_vectors.mxd

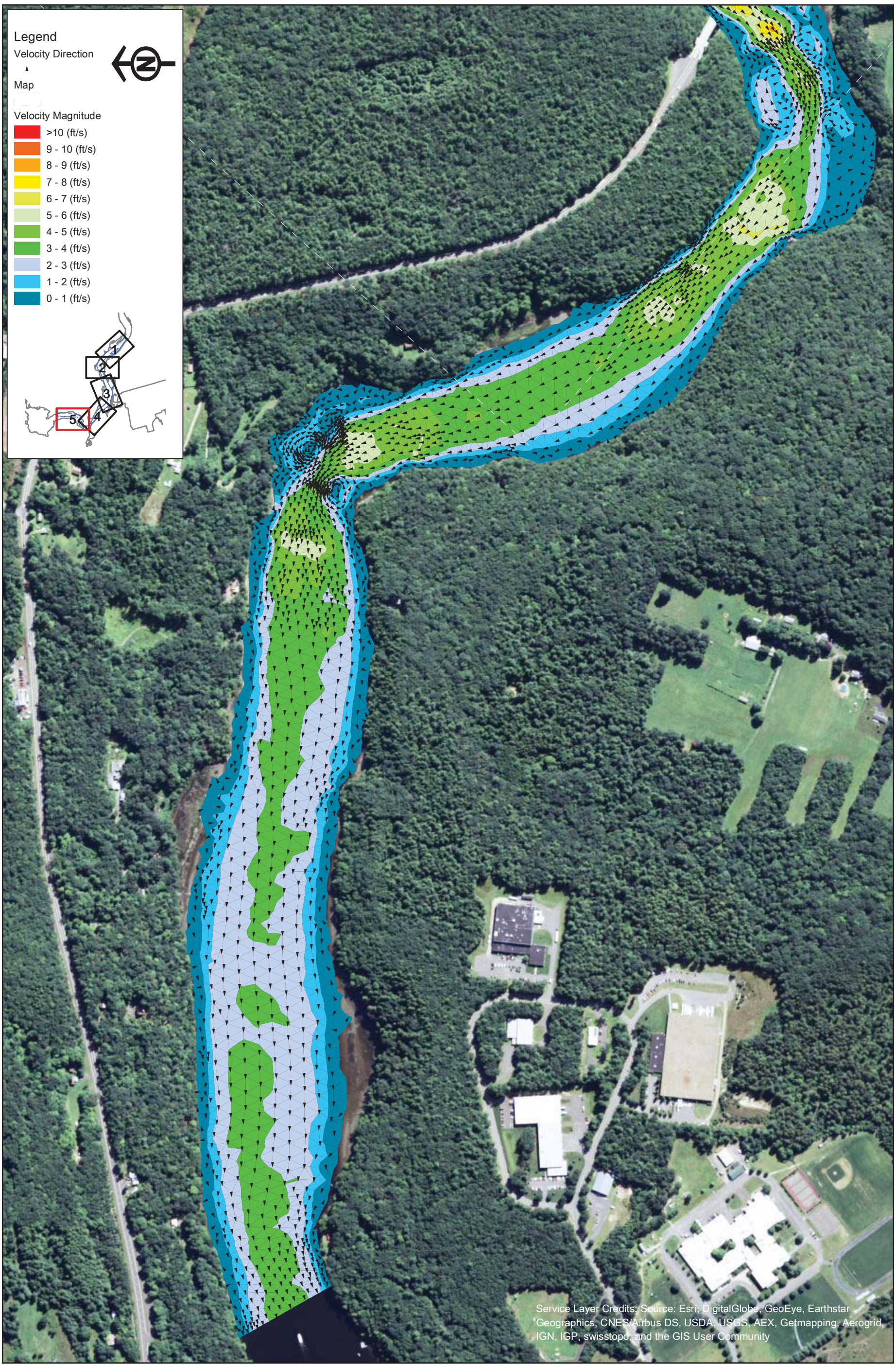

FirstLight GDF SUEZ

Northfield Mountain Pumped Storage Project (No. 2485)
and Turners Falls Hydroelectric Project (No. 1889)

STUDY REPORT
RELICENSING STUDY 3.3.9

0 250 500 1,000 Feet

Appendix B - Velocity in the Turner Falls Impoundment 5 km Upstream and 5 km Downstream of the Northfield Tailrace

Scenario 39 - Map 5
5% Exceedance Flow (40,100 cfs), 4 Units Pumping (15,200 cfs), 176 WSEL at Dam

Copyright © 2015 FirstLight Power Resources All rights reserved.

Path: W:\gis\studies\3_3_09\maps\appendix_b\velocity_vectors.mxd

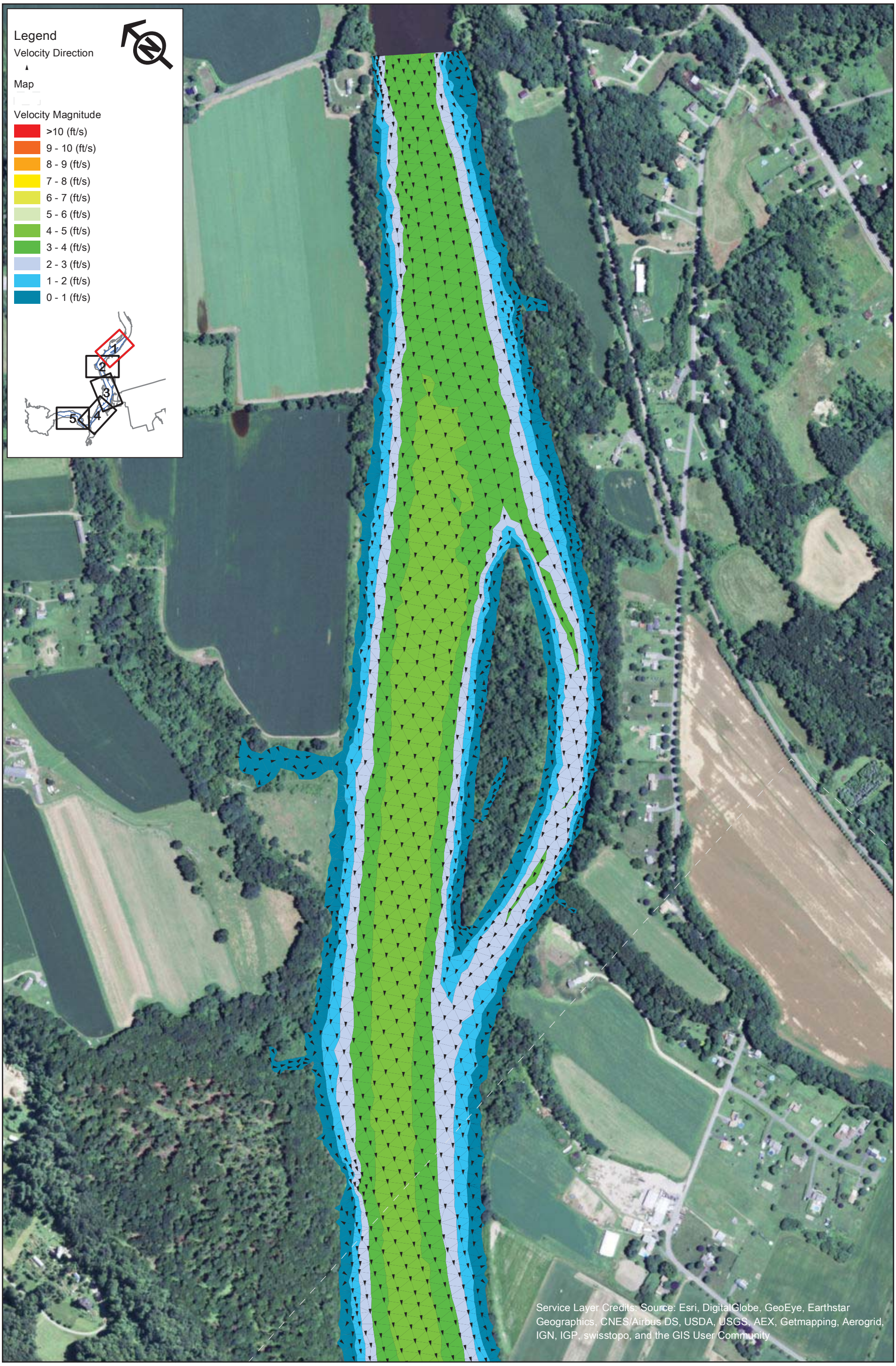

FirstLight GDF SUEZ

Northfield Mountain Pumped Storage Project (No. 2485)
and Turners Falls Hydroelectric Project (No. 1889)

STUDY REPORT
RELICENSING STUDY 3.3.9

0 250 500 1,000 Feet

Appendix B - Velocity in the Turner Falls Impoundment 5 km Upstream and 5 km Downstream of the Northfield Tailrace

Scenario 40 - Map 1
5% Exceedance Flow (40,100 cfs), 4 Units Pumping (15,200 cfs), 185 WSEL at Dam

Copyright © 2015 FirstLight Power Resources All rights reserved.

Path: W:\gis\studies\3_3_09\maps\appendix_b\velocity_vectors.mxd

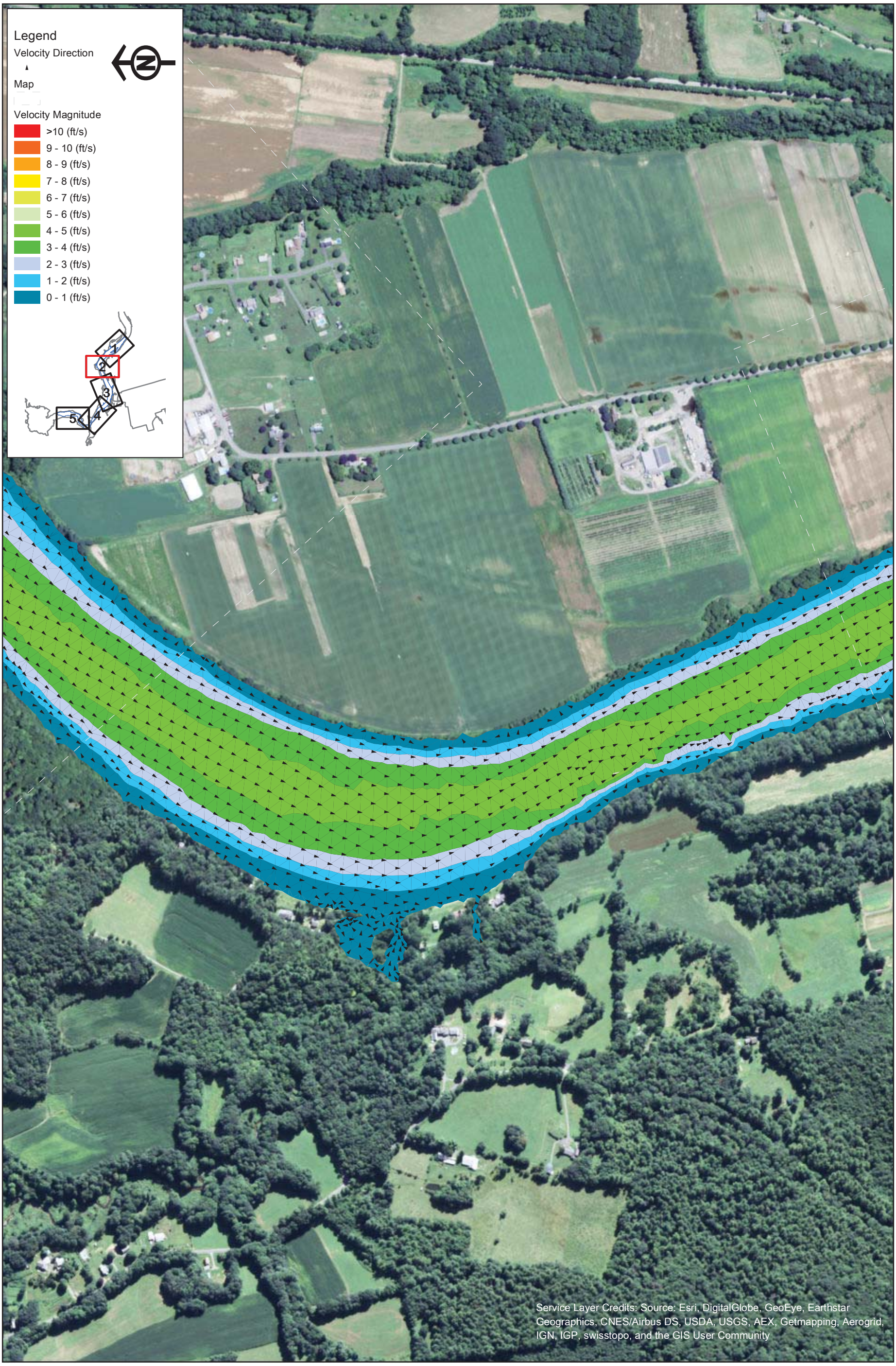

FirstLight
GDF SUEZ

Copyright © 2015 FirstLight Power Resources All rights reserved.

Northfield Mountain Pumped Storage Project (No. 2485)
and Turners Falls Hydroelectric Project (No. 1889)

STUDY REPORT
RELICENSING STUDY 3.3.9

0 250 500 1,000 Feet

Appendix B - Velocity in the Turner Falls Impoundment 5 km Upstream and 5 km Downstream of the Northfield Tailrace

Scenario 40 - Map 2
5% Exceedance Flow (40,100 cfs), 4 Units Pumping (15,200 cfs), 185 WSEL at Dam

Path: W:\gis\studies\3_3_09\maps\appendix_b\velocity_vectors.mxd

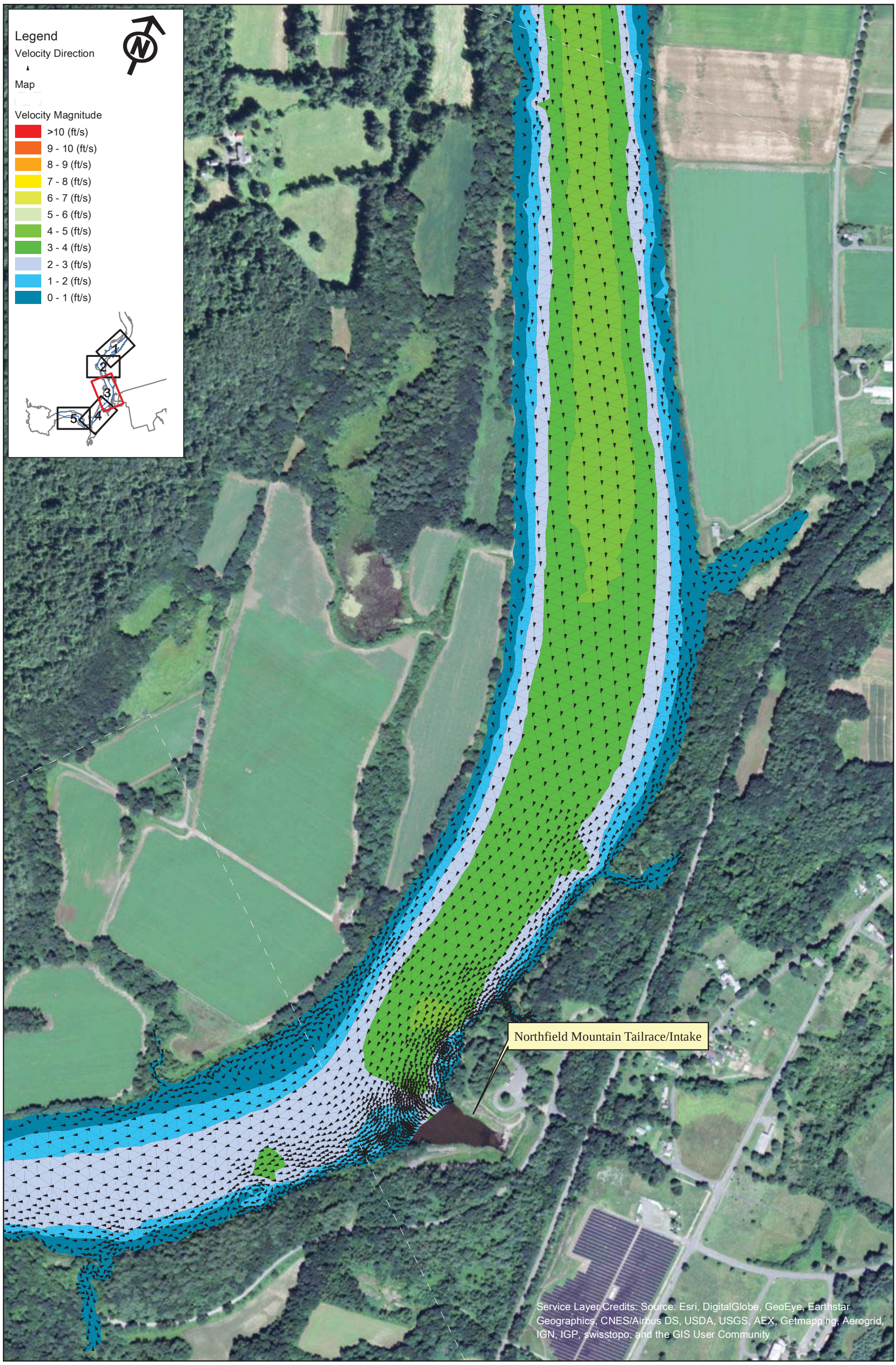

FirstLight
GDF SUEZ

Copyright © 2015 FirstLight Power Resources All rights reserved.

Northfield Mountain Pumped Storage Project (No. 2485)
and Turners Falls Hydroelectric Project (No. 1889)

STUDY REPORT
RELICENSING STUDY 3.3.9

0 250 500 1,000 Feet

Appendix B - Velocity in the Turner Falls Impoundment 5 km Upstream and 5 km Downstream of the Northfield Tailrace

Scenario 40 - Map 3
5% Exceedance Flow (40,100 cfs), 4 Units Pumping (15,200 cfs), 185 WSEL at Dam

Path: W:\gis\studies\3_3_09\maps\appendix_b\velocity_vectors.mxd

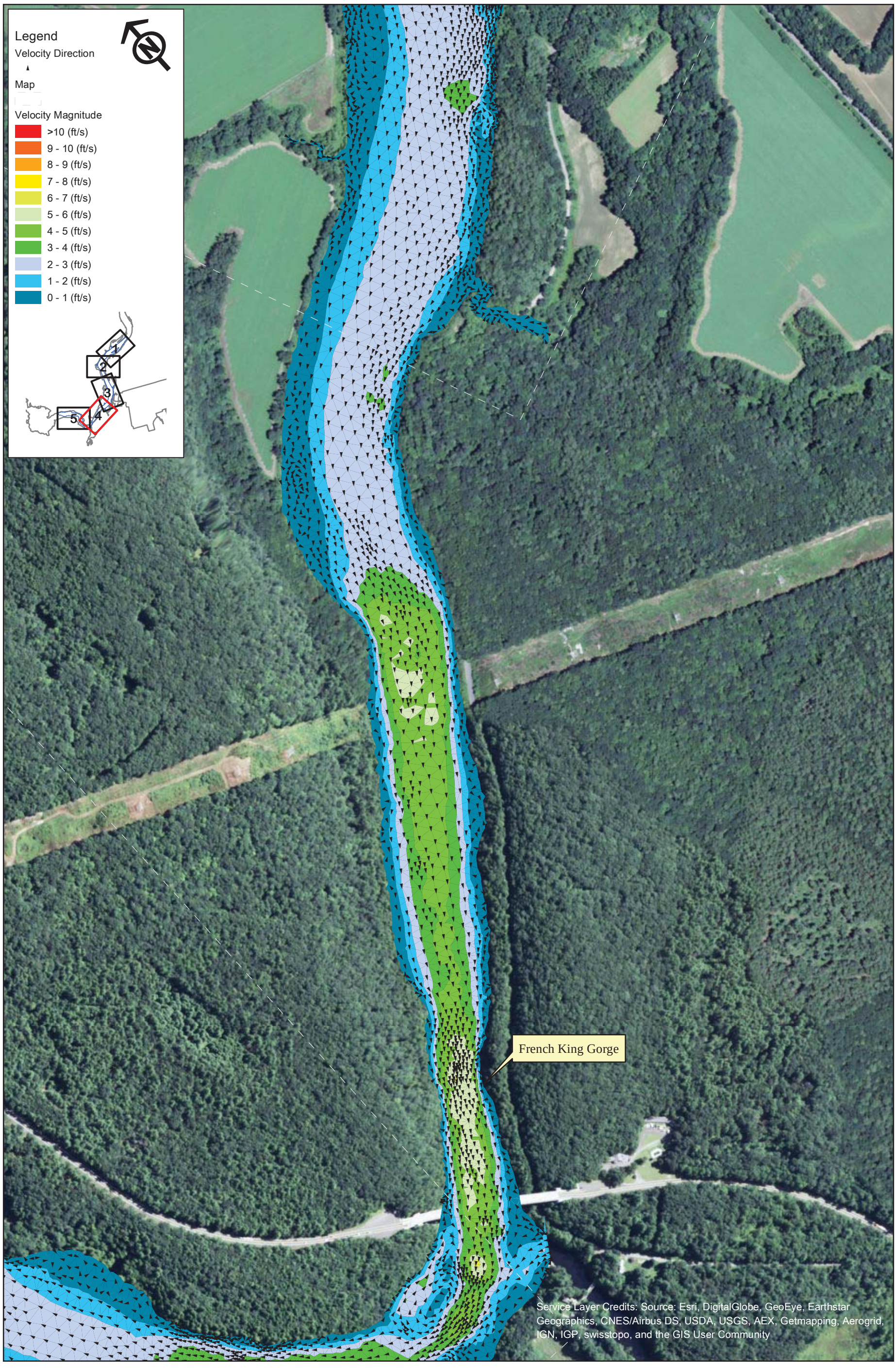

FirstLight
GDF SUEZ

Northfield Mountain Pumped Storage Project (No. 2485)
and Turners Falls Hydroelectric Project (No. 1889)

STUDY REPORT
RELICENSING STUDY 3.3.9

0 250 500 1,000 Feet

Appendix B - Velocity in the Turner Falls Impoundment 5 km Upstream and 5 km Downstream of the Northfield Tailrace

Scenario 40 - Map 4
5% Exceedance Flow (40,100 cfs), 4 Units Pumping (15,200 cfs), 185 WSEL at Dam

Copyright © 2015 FirstLight Power Resources All rights reserved.

Path: W:\gis\studies\3_3_09\maps\appendix_b\velocity_vectors.mxd

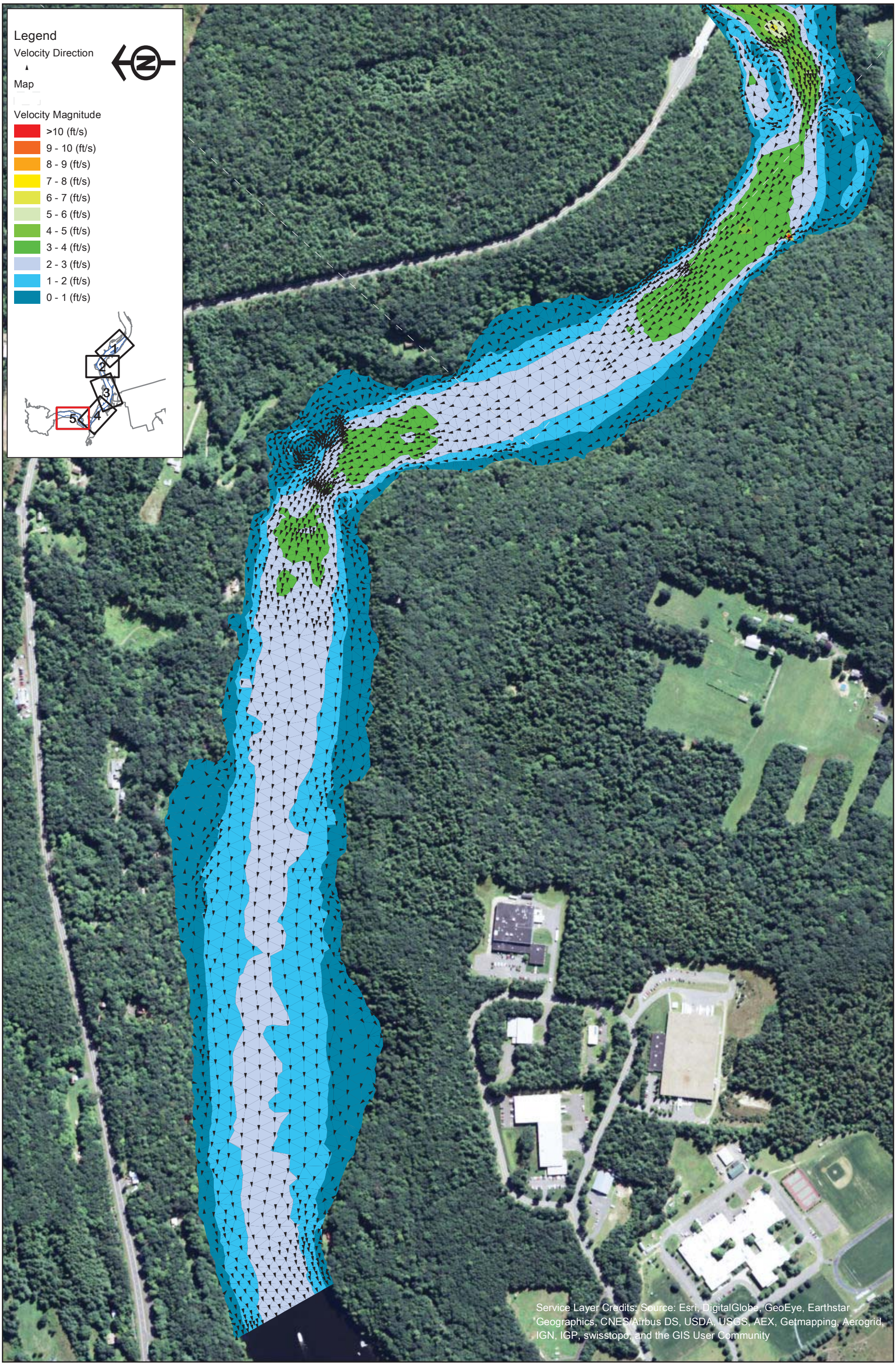

FirstLight GDF SUEZ

Northfield Mountain Pumped Storage Project (No. 2485)
and Turners Falls Hydroelectric Project (No. 1889)

STUDY REPORT
RELICENSING STUDY 3.3.9

0 250 500 1,000 Feet

Appendix B - Velocity in the Turner Falls Impoundment 5 km Upstream and 5 km Downstream of the Northfield Tailrace

Scenario 40 - Map 5
5% Exceedance Flow (40,100 cfs), 4 Units Pumping (15,200 cfs), 185 WSEL at Dam

Copyright © 2015 FirstLight Power Resources All rights reserved.

Path: W:\gis\studies\3_3_09\maps\appendix_b\velocity_vectors.mxd

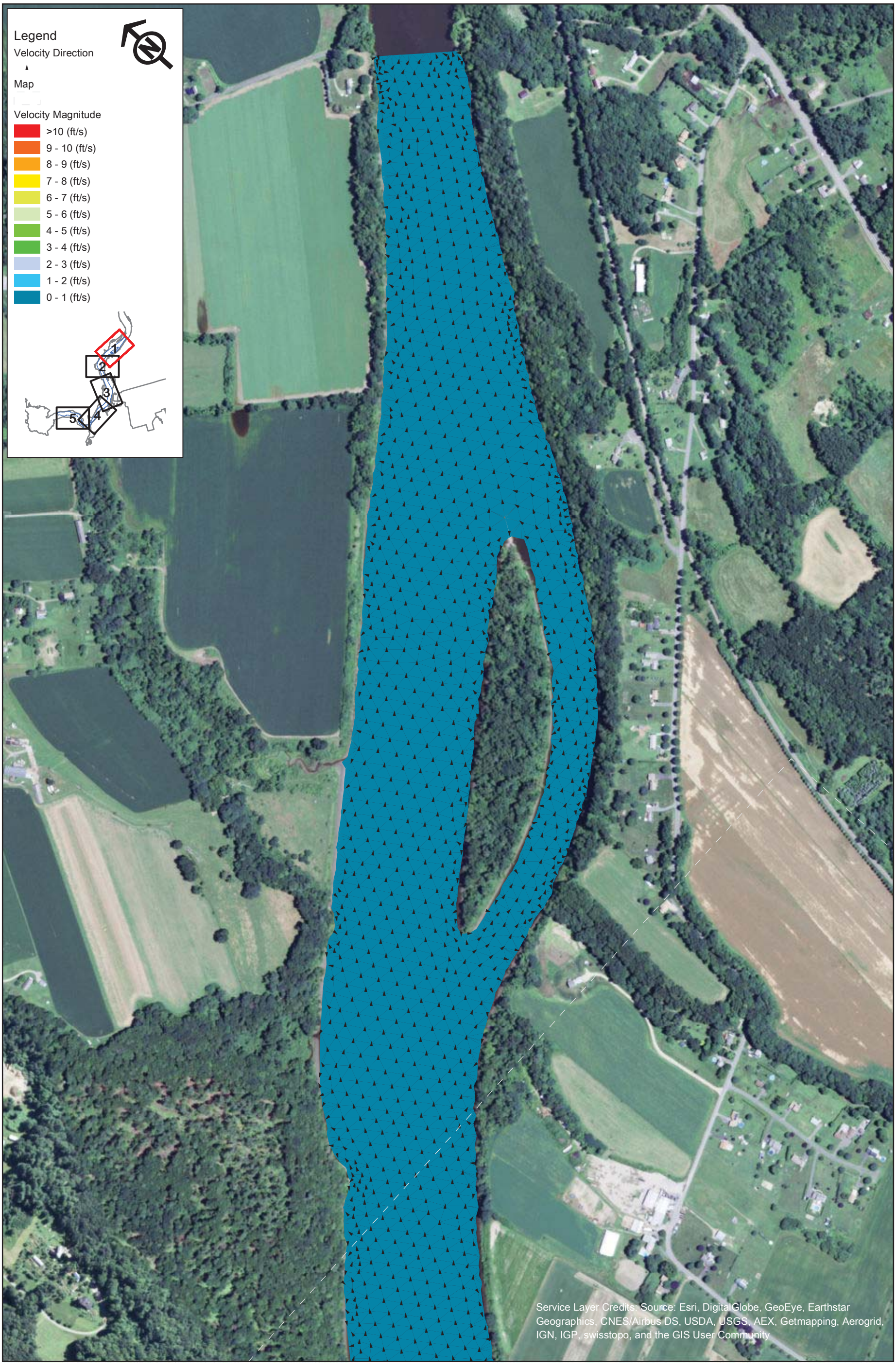

FirstLight
GDF SUEZ

Northfield Mountain Pumped Storage Project (No. 2485)
and Turners Falls Hydroelectric Project (No. 1889)

STUDY REPORT
RELICENSING STUDY 3.3.9

0 250 500 1,000 Feet

Appendix B - Velocity in the Turner Falls Impoundment 5 km Upstream and 5 km Downstream of the Northfield Tailrace

Scenario 41 - Map 1
95% Exceedance Flow (1,760 cfs), 2 Units Generating (10,000 cfs), 181.3 WSEL at Dam

Copyright © 2015 FirstLight Power Resources All rights reserved.

Path: W:\gis\studies\3_3_09\maps\appendix_b\velocity_vectors.mxd

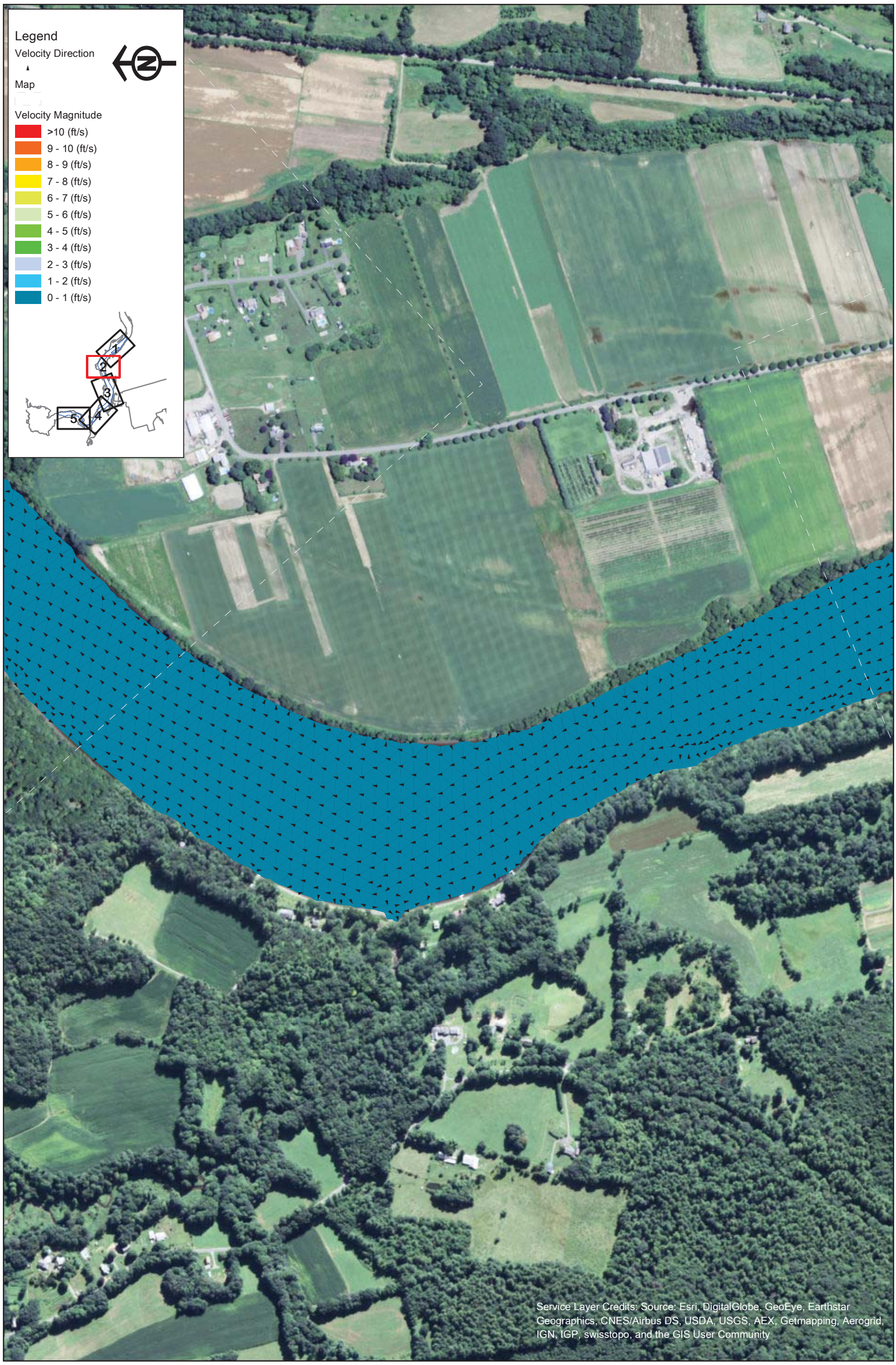

FirstLight GDF SUEZ

Copyright © 2015 FirstLight Power Resources All rights reserved.

Northfield Mountain Pumped Storage Project (No. 2485)
and Turners Falls Hydroelectric Project (No. 1889)

STUDY REPORT
RELICENSING STUDY 3.3.9

0 250 500 1,000 Feet

Appendix B - Velocity in the Turner Falls Impoundment 5 km Upstream and 5 km Downstream of the Northfield Tailrace

Scenario 41 - Map 2
95% Exceedance Flow (1,760 cfs), 2 Units Generating (10,000 cfs), 181.3 WSEL at Dam

Path: W:\gis\studies\3_3_09\maps\appendix_b\velocity_vectors.mxd

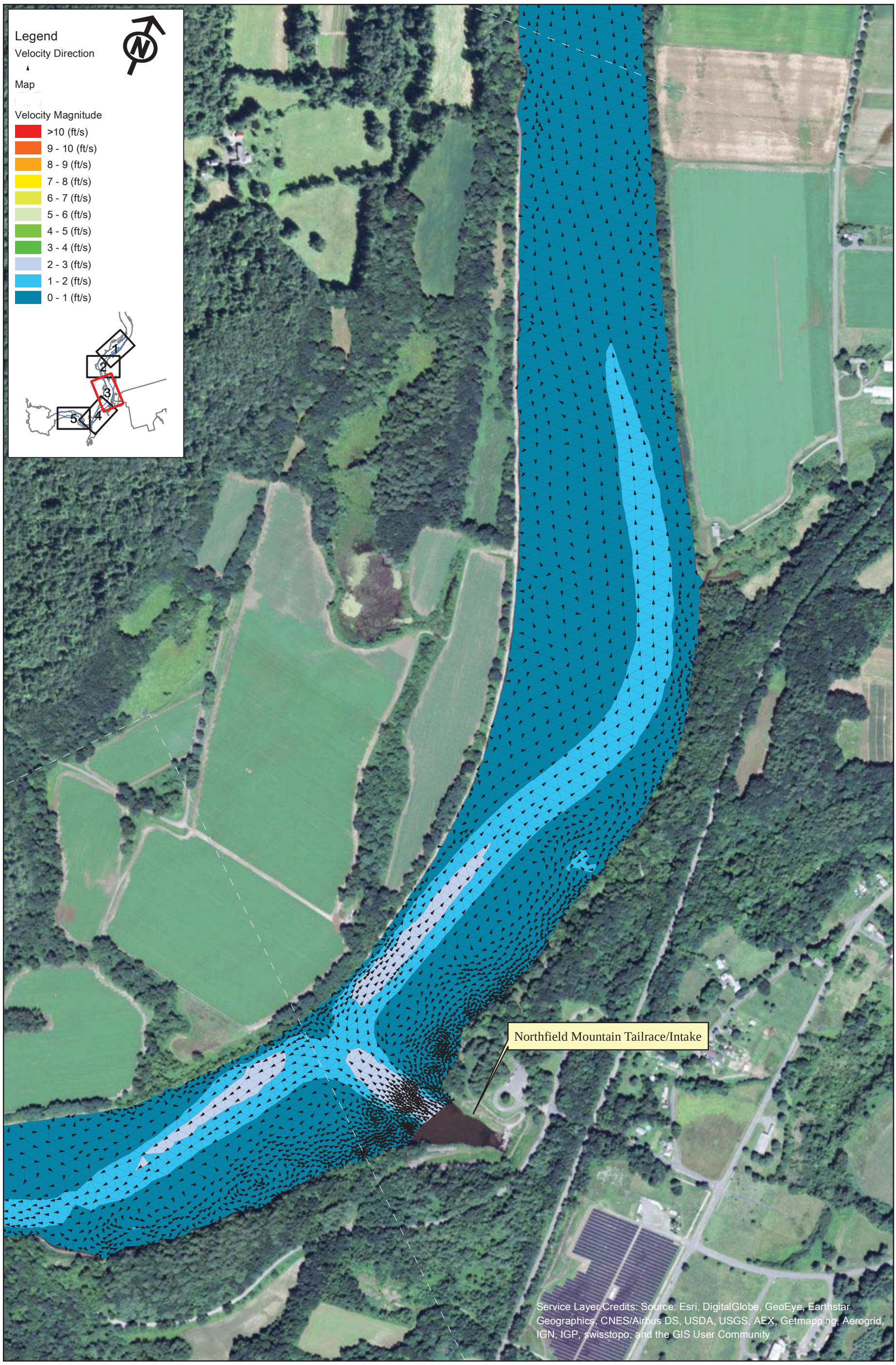

FirstLight
GDF SUEZ

Copyright © 2015 FirstLight Power Resources All rights reserved.

Northfield Mountain Pumped Storage Project (No. 2485)
and Turners Falls Hydroelectric Project (No. 1889)

STUDY REPORT
RELICENSING STUDY 3.3.9

0 250 500 1,000 Feet

Appendix B - Velocity in the Turner Falls Impoundment 5 km Upstream and 5 km Downstream of the Northfield Tailrace

Scenario 41 - Map 3
95% Exceedance Flow (1,760 cfs), 2 Units Generating (10,000 cfs), 181.3 WSEL at Dam

Path: W:\gis\studies\3_3_09\maps\appendix_b\velocity_vectors.mxd

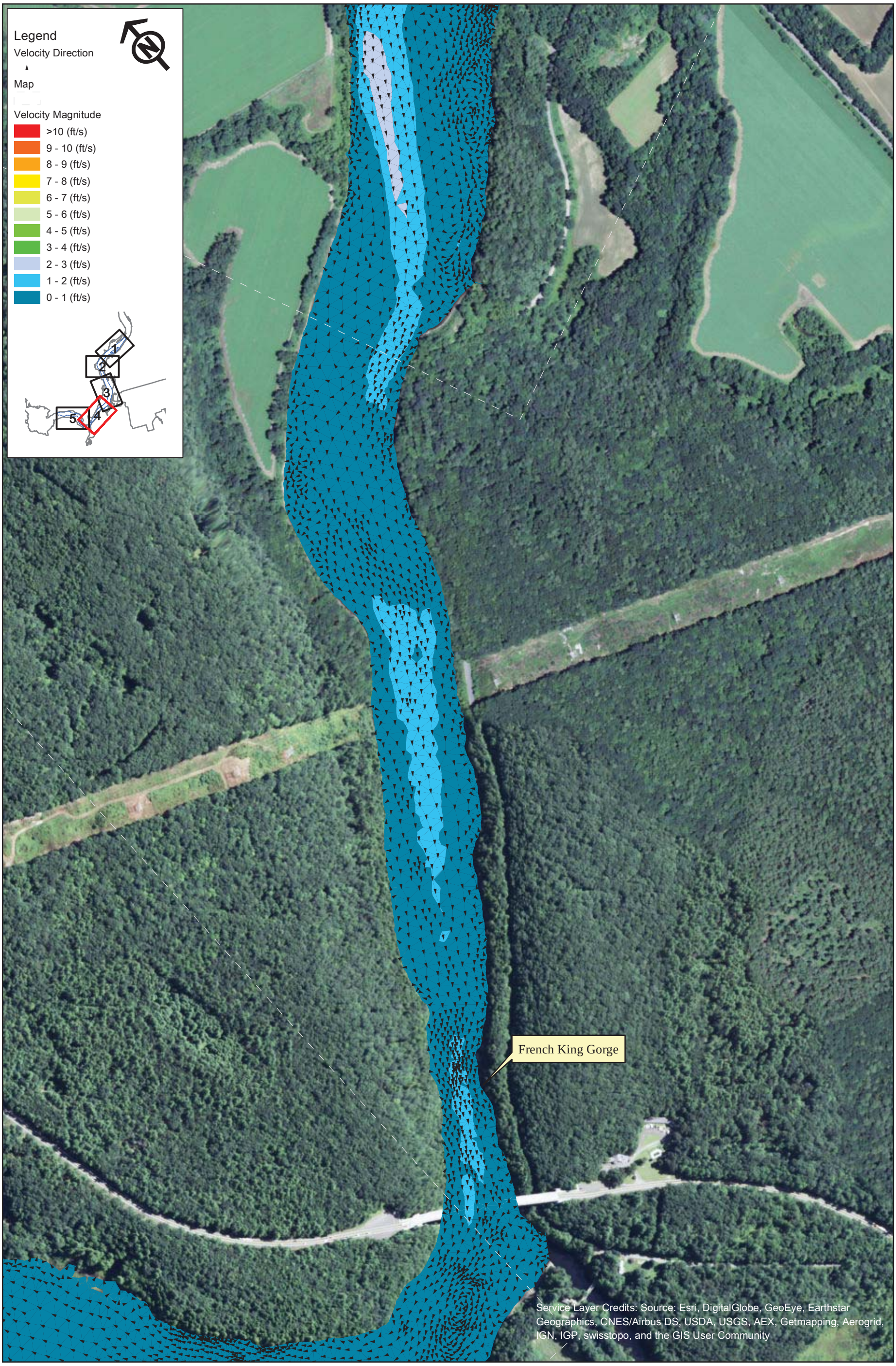

FirstLight GDF SUEZ

Northfield Mountain Pumped Storage Project (No. 2485)
and Turners Falls Hydroelectric Project (No. 1889)

STUDY REPORT
RELICENSING STUDY 3.3.9

0 250 500 1,000 Feet

Appendix B - Velocity in the Turner Falls Impoundment 5 km Upstream and 5 km Downstream of the Northfield Tailrace

Scenario 41 - Map 4
95% Exceedance Flow (1,760 cfs), 2 Units Generating (10,000 cfs), 181.3 WSEL at Dam

Copyright © 2015 FirstLight Power Resources All rights reserved.

Path: W:\gis\studies\3_3_09\maps\appendix_b\velocity_vectors.mxd

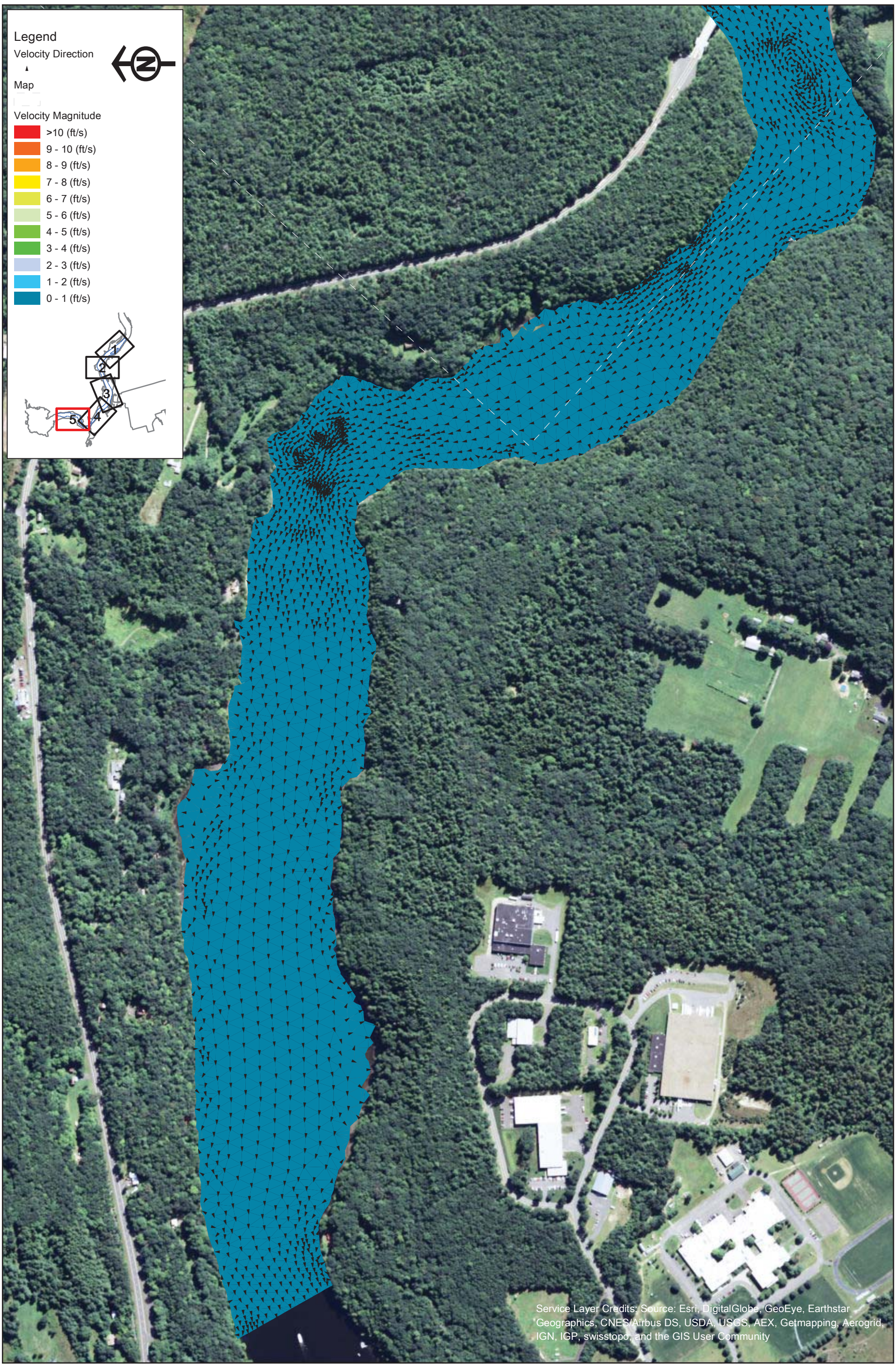

FirstLight
GDF SUEZ

Copyright © 2015 FirstLight Power Resources All rights reserved.

Northfield Mountain Pumped Storage Project (No. 2485)
and Turners Falls Hydroelectric Project (No. 1889)

STUDY REPORT
RELICENSING STUDY 3.3.9

0 250 500 1,000 Feet

Appendix B - Velocity in the Turner Falls Impoundment 5 km Upstream and 5 km Downstream of the Northfield Tailrace

Scenario 41 - Map 5
95% Exceedance Flow (1,760 cfs), 2 Units Generating (10,000 cfs), 181.3 WSEL at Dam

Path: W:\gis\studies\3_3_09\maps\appendix_b\velocity_vectors.mxd

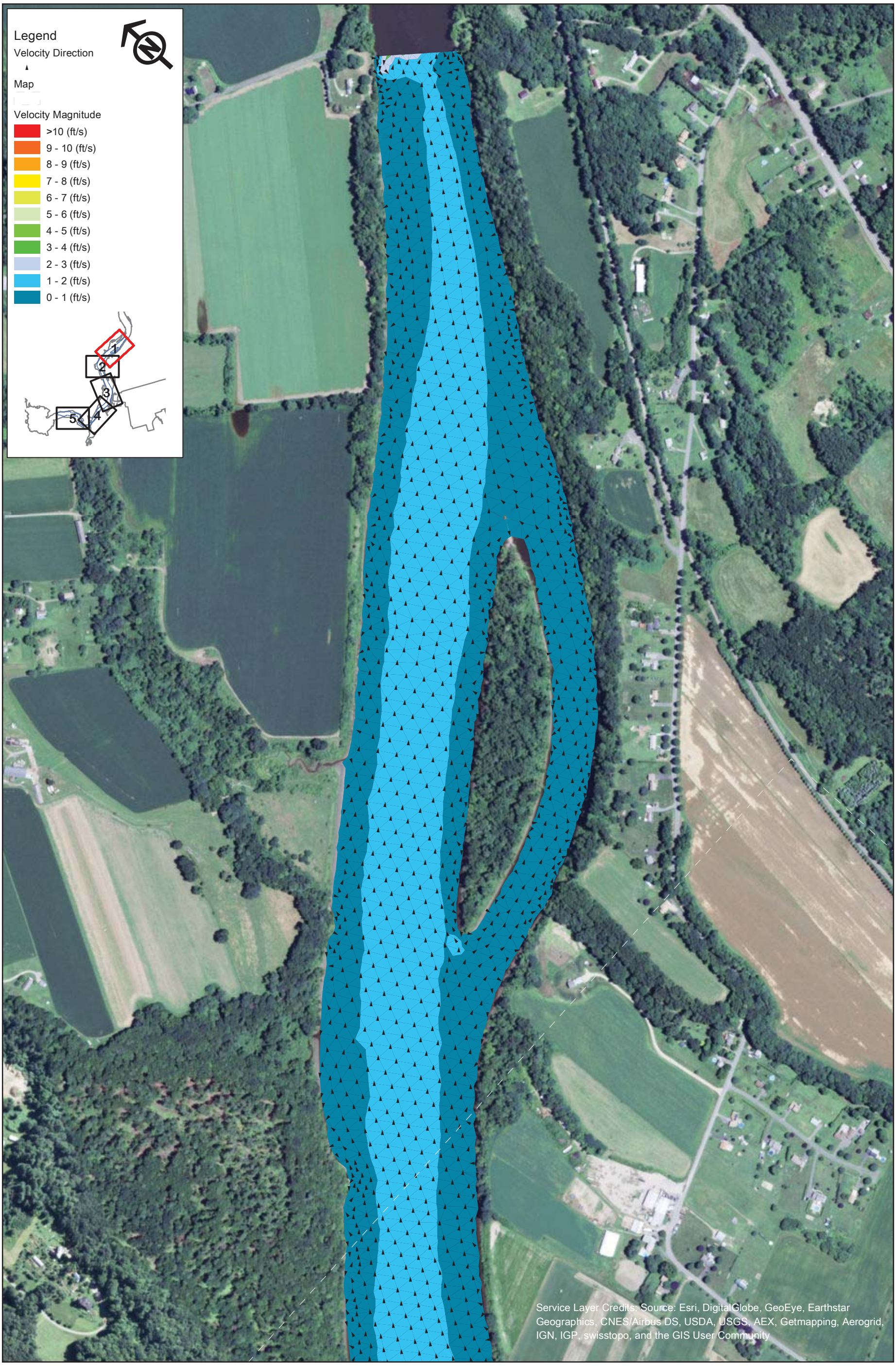

FirstLight
GDF SUEZ

Northfield Mountain Pumped Storage Project (No. 2485)
and Turners Falls Hydroelectric Project (No. 1889)

STUDY REPORT
RELICENSING STUDY 3.3.9

0 250 500 1,000 Feet

Appendix B - Velocity in the Turner Falls Impoundment 5 km Upstream and 5 km Downstream of the Northfield Tailrace

Scenario 42 - Map 1
95% Exceedance Flow (1,760 cfs), 4 Units Generating (20,000 cfs), 181.3 WSEL at Dam

Copyright © 2015 FirstLight Power Resources All rights reserved.

Path: W:\gis\studies\3_3_09\maps\appendix_b\velocity_vectors.mxd

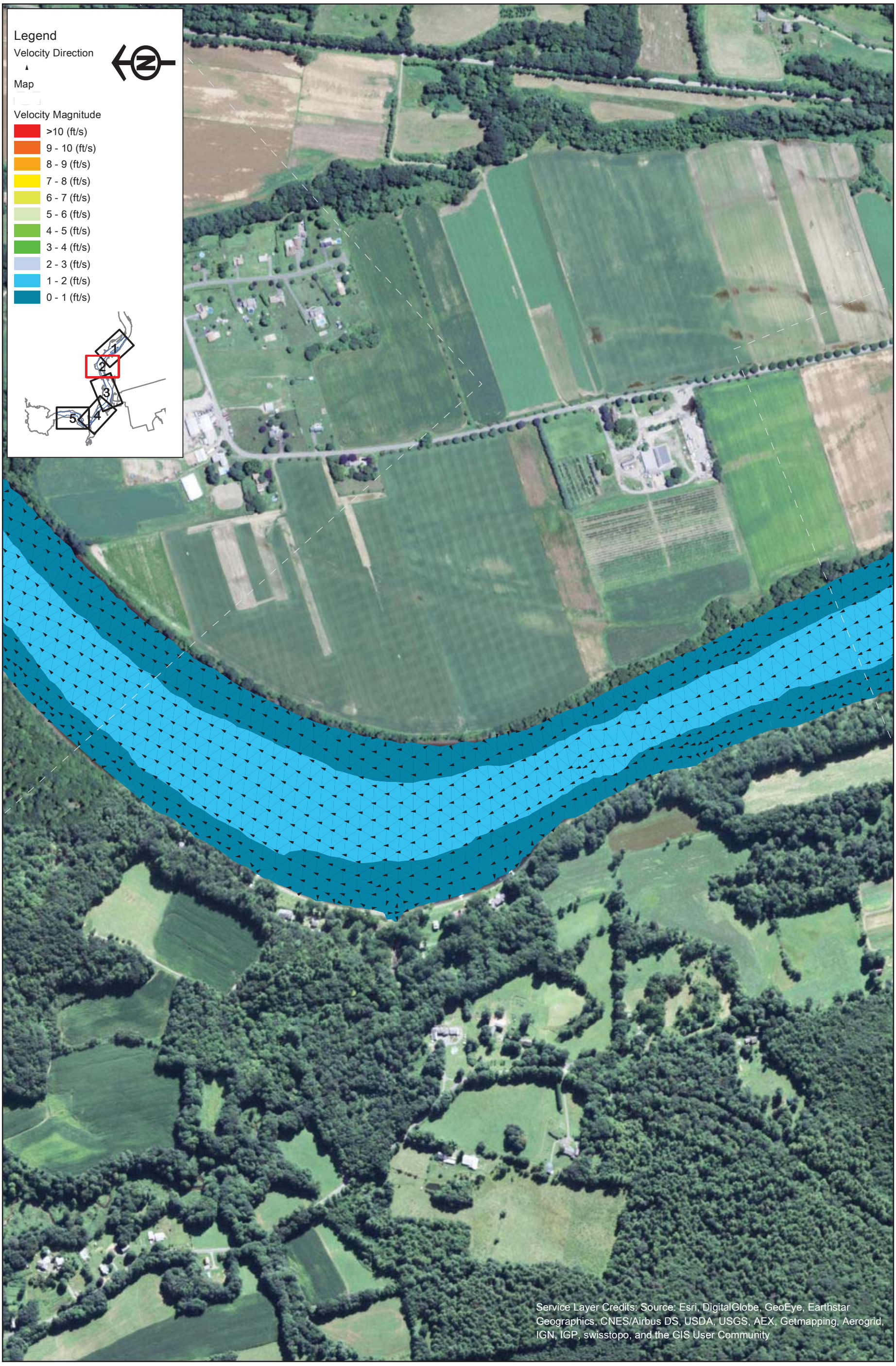

FirstLight GDF SUEZ

Copyright © 2015 FirstLight Power Resources All rights reserved.

Northfield Mountain Pumped Storage Project (No. 2485)
and Turners Falls Hydroelectric Project (No. 1889)

STUDY REPORT
RELICENSING STUDY 3.3.9

0 250 500 1,000 Feet

Appendix B - Velocity in the Turner Falls Impoundment 5 km Upstream and 5 km Downstream of the Northfield Tailrace

Scenario 42 - Map 2
95% Exceedance Flow (1,760 cfs), 4 Units Generating (20,000 cfs), 181.3 WSEL at Dam

Path: W:\gis\studies\3_3_09\maps\appendix_b\velocity_vectors.mxd

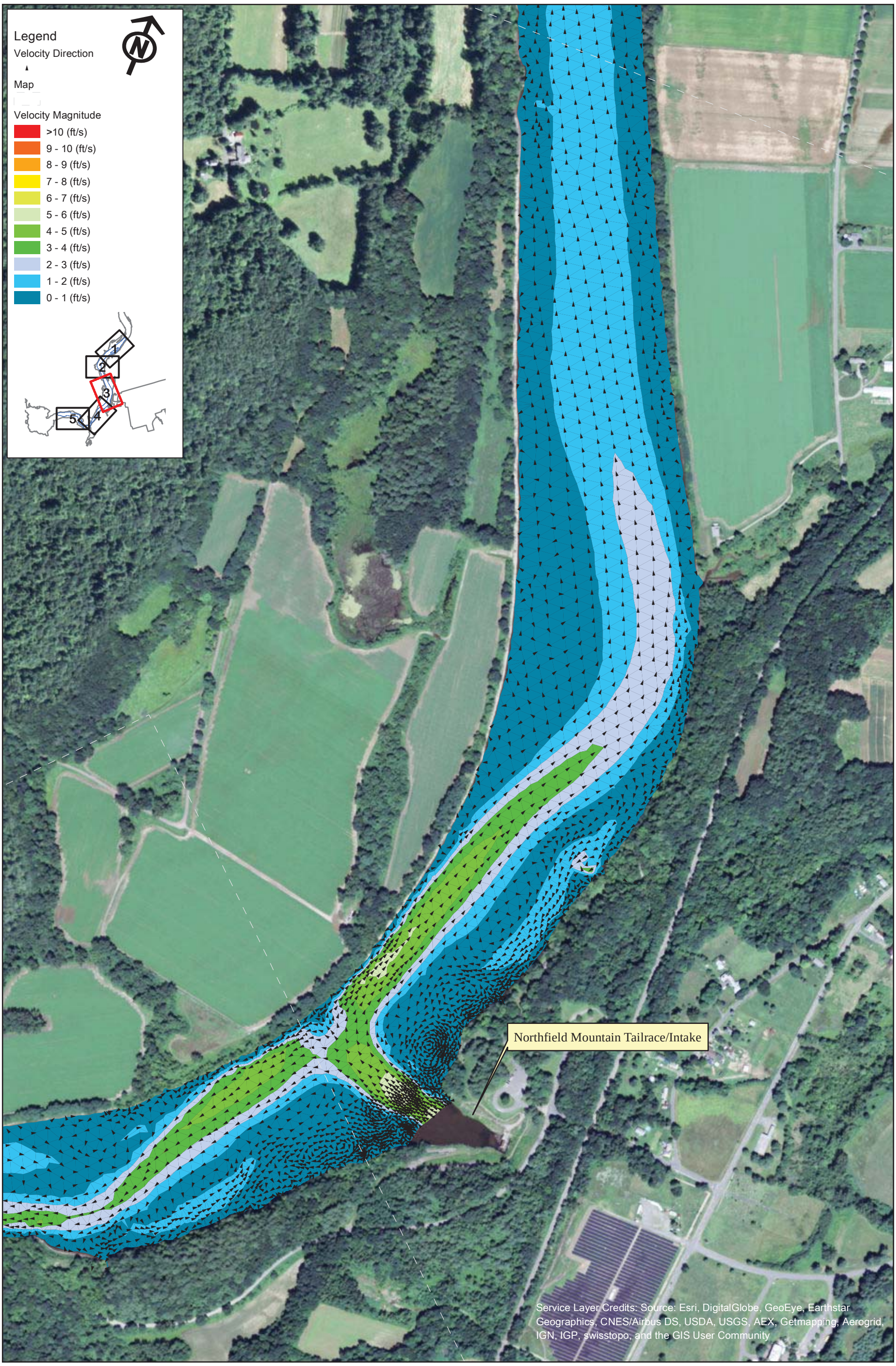

FirstLight
GDF SUEZ

Copyright © 2015 FirstLight Power Resources All rights reserved.

Northfield Mountain Pumped Storage Project (No. 2485)
and Turners Falls Hydroelectric Project (No. 1889)

STUDY REPORT
RELICENSING STUDY 3.3.9

0 250 500 1,000 Feet

Appendix B - Velocity in the Turner Falls Impoundment 5 km Upstream and 5 km Downstream of the Northfield Tailrace

Scenario 42 - Map 3
95% Exceedance Flow (1,760 cfs), 4 Units Generating (20,000 cfs), 181.3 WSEL at Dam

Path: W:\gis\studies\3_3_09\maps\appendix_b\velocity_vectors.mxd

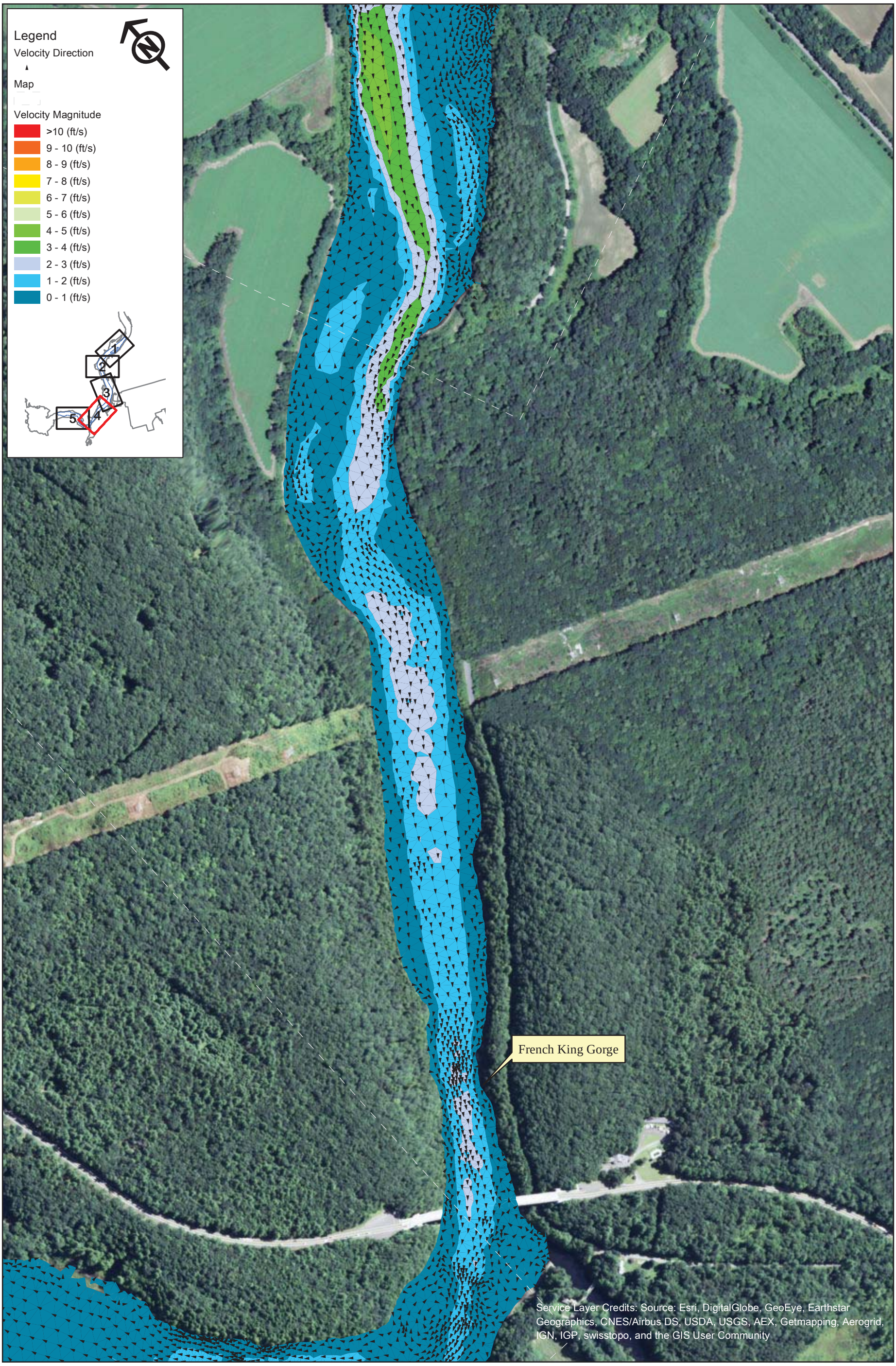

FirstLight GDF SUEZ

Northfield Mountain Pumped Storage Project (No. 2485)
and Turners Falls Hydroelectric Project (No. 1889)

STUDY REPORT
RELICENSING STUDY 3.3.9

0 250 500 1,000 Feet

Appendix B - Velocity in the Turner Falls Impoundment 5 km Upstream and 5 km Downstream of the Northfield Tailrace

Scenario 42 - Map 4
95% Exceedance Flow (1,760 cfs), 4 Units Generating (20,000 cfs), 181.3 WSEL at Dam

Copyright © 2015 FirstLight Power Resources All rights reserved.

Path: W:\gis\studies\3_3_09\maps\appendix_b\velocity_vectors.mxd

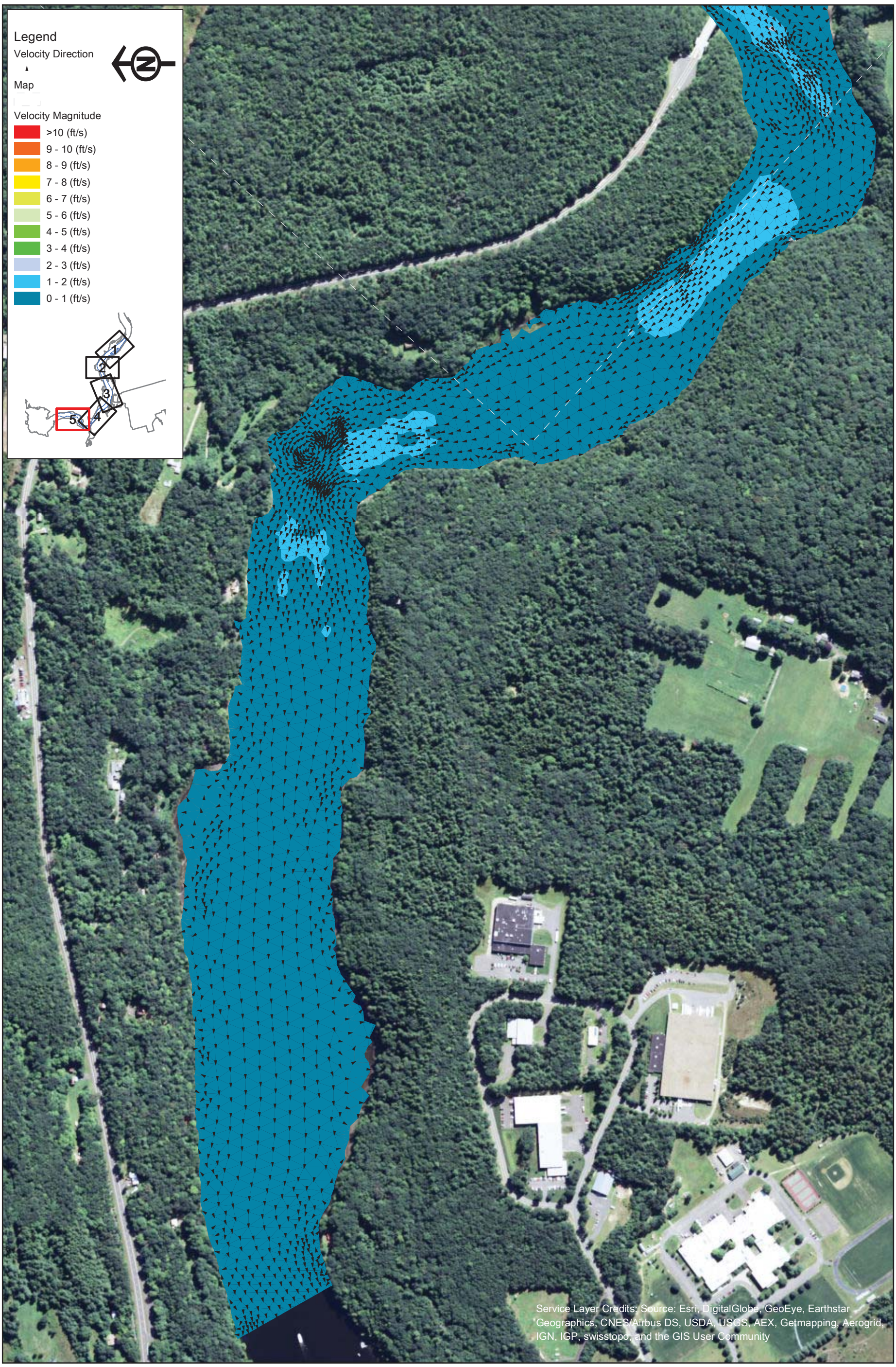

FirstLight
GDF SUEZ

Copyright © 2015 FirstLight Power Resources All rights reserved.

Northfield Mountain Pumped Storage Project (No. 2485)
and Turners Falls Hydroelectric Project (No. 1889)

STUDY REPORT
RELICENSING STUDY 3.3.9

0 250 500 1,000 Feet

Appendix B - Velocity in the Turner Falls Impoundment 5 km Upstream and 5 km Downstream of the Northfield Tailrace

Scenario 42 - Map 5
95% Exceedance Flow (1,760 cfs), 4 Units Generating (20,000 cfs), 181.3 WSEL at Dam

Path: W:\gis\studies\3_3_09\maps\appendix_b\velocity_vectors.mxd

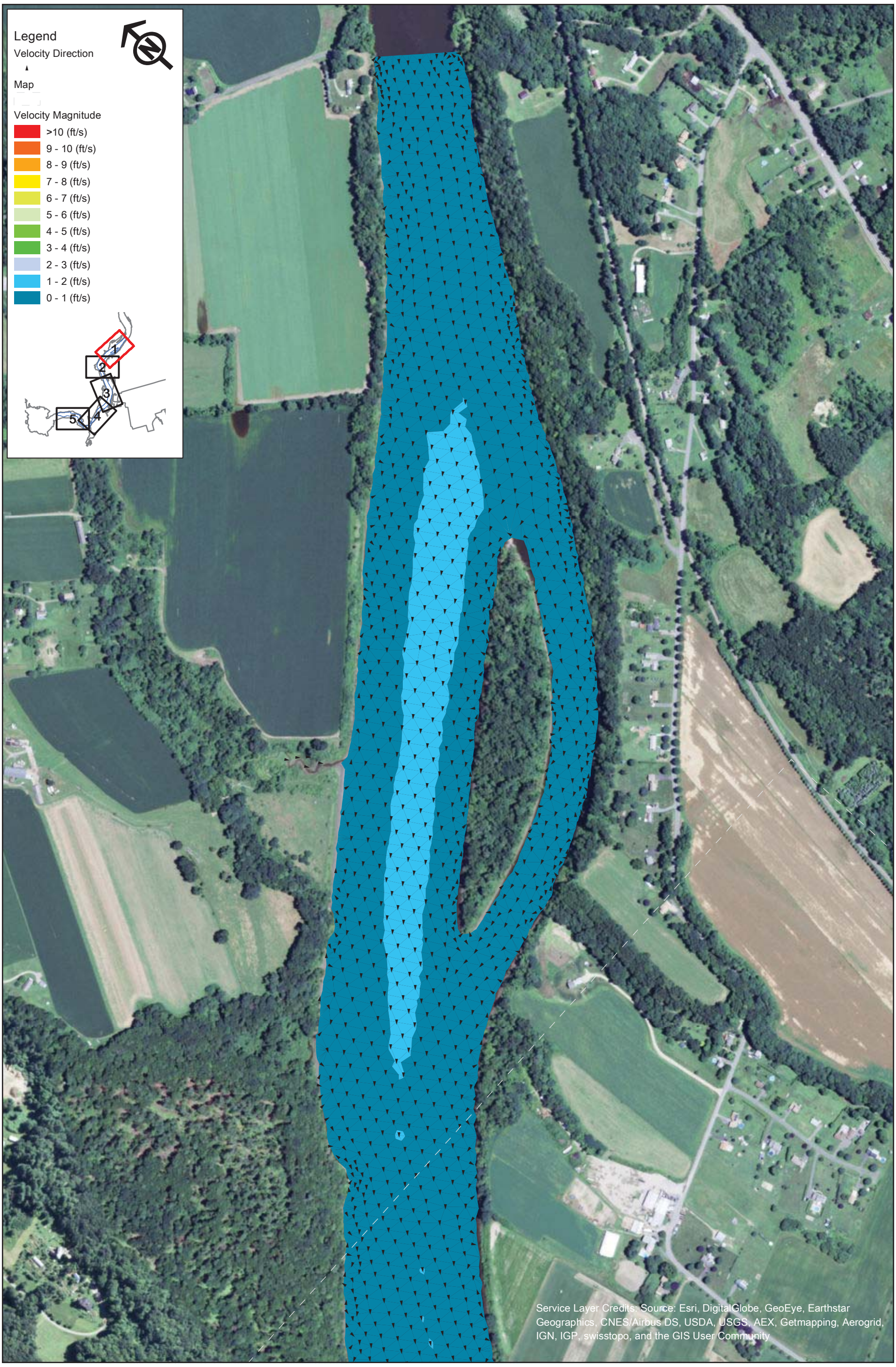

FirstLight
GDF SUEZ

Northfield Mountain Pumped Storage Project (No. 2485)
and Turners Falls Hydroelectric Project (No. 1889)

STUDY REPORT
RELICENSING STUDY 3.3.9

0 250 500 1,000 Feet

Appendix B - Velocity in the Turner Falls Impoundment 5 km Upstream and 5 km Downstream of the Northfield Tailrace

Scenario 43 - Map 1
95% Exceedance Flow (1,760 cfs), 2 Units Pumping (7,600 cfs), 181.3 WSEL at Dam

Copyright © 2015 FirstLight Power Resources All rights reserved.

Path: W:\gis\studies\3_3_09\maps\appendix_b\velocity_vectors.mxd

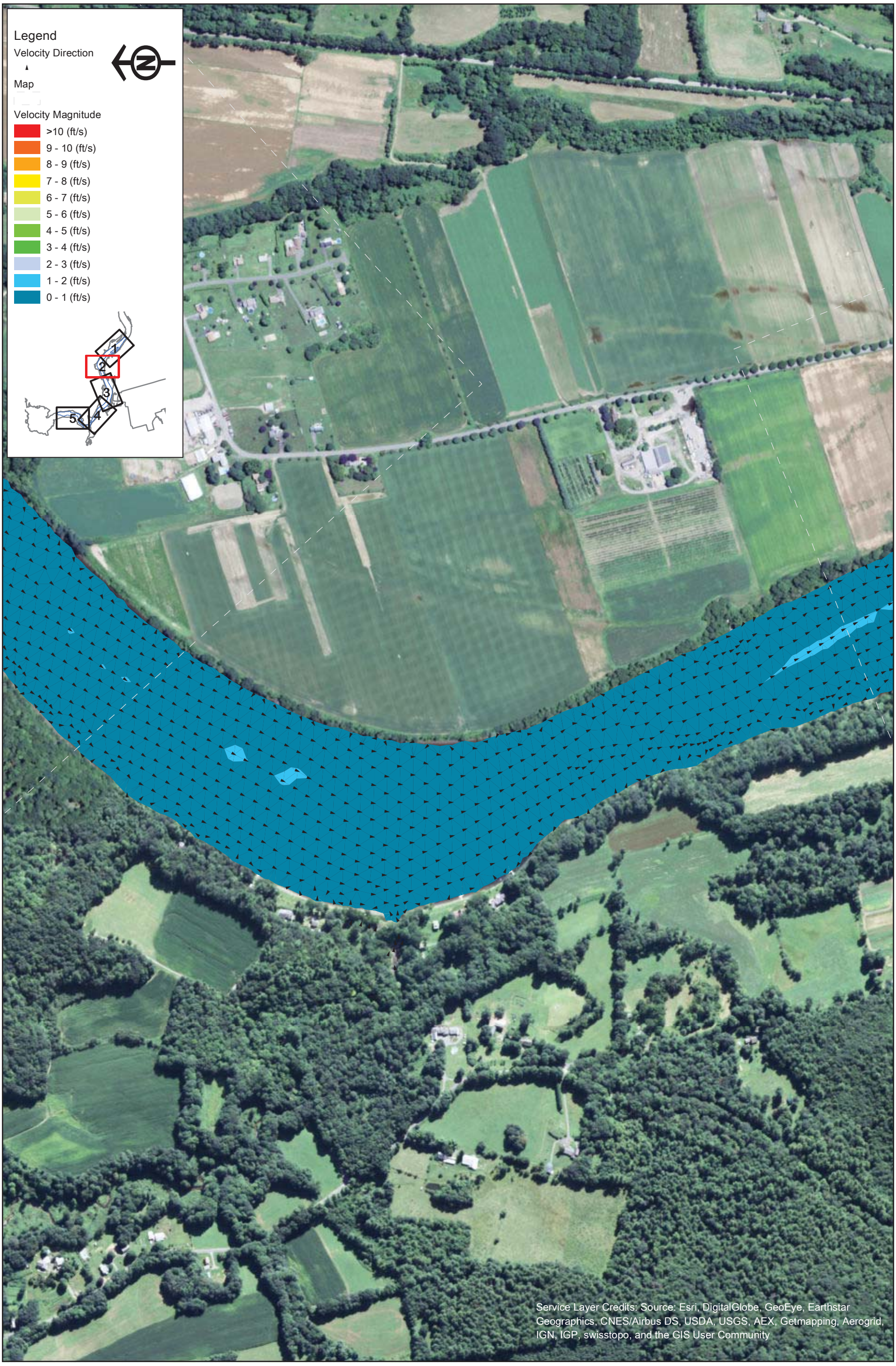

FirstLight
GDF SUEZ

Copyright © 2015 FirstLight Power Resources All rights reserved.

Northfield Mountain Pumped Storage Project (No. 2485)
and Turners Falls Hydroelectric Project (No. 1889)

STUDY REPORT
RELICENSING STUDY 3.3.9

0 250 500 1,000 Feet

Appendix B - Velocity in the Turner Falls Impoundment 5 km Upstream and 5 km Downstream of the Northfield Tailrace

Scenario 43 - Map 2
95% Exceedance Flow (1,760 cfs), 2 Units Pumping (7,600 cfs), 181.3 WSEL at Dam

Path: W:\gis\studies\3_3_09\maps\appendix_b\velocity_vectors.mxd

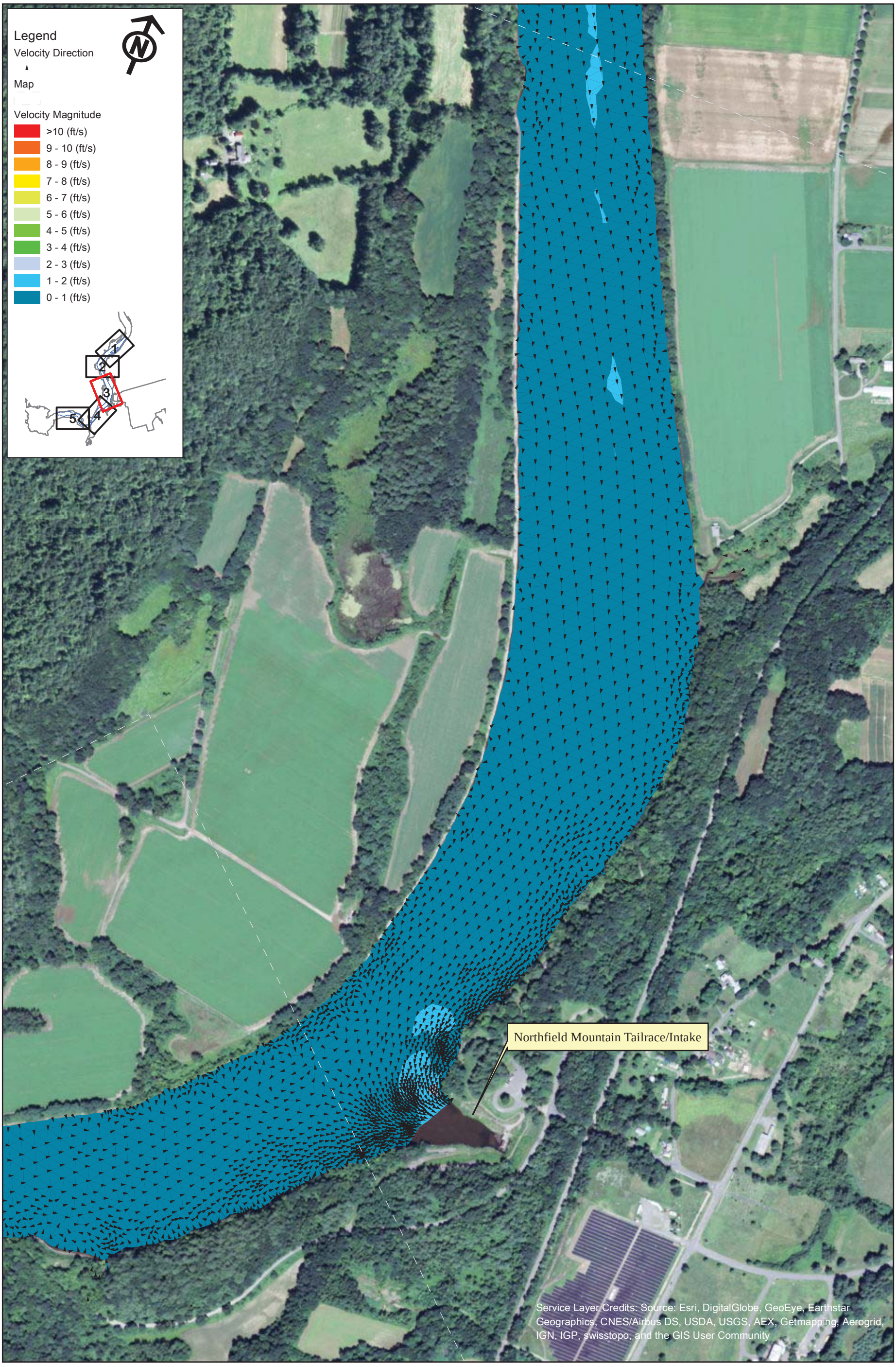

FirstLight
GDF SUEZ

Copyright © 2015 FirstLight Power Resources All rights reserved.

Northfield Mountain Pumped Storage Project (No. 2485)
and Turners Falls Hydroelectric Project (No. 1889)

STUDY REPORT
RELICENSING STUDY 3.3.9

0 250 500 1,000 Feet

Appendix B - Velocity in the Turner Falls Impoundment 5 km Upstream and 5 km Downstream of the Northfield Tailrace

Scenario 43 - Map 3
95% Exceedance Flow (1,760 cfs), 2 Units Pumping (7,600 cfs), 181.3 WSEL at Dam

Path: W:\gis\studies\3_3_09\maps\appendix_b\velocity_vectors.mxd

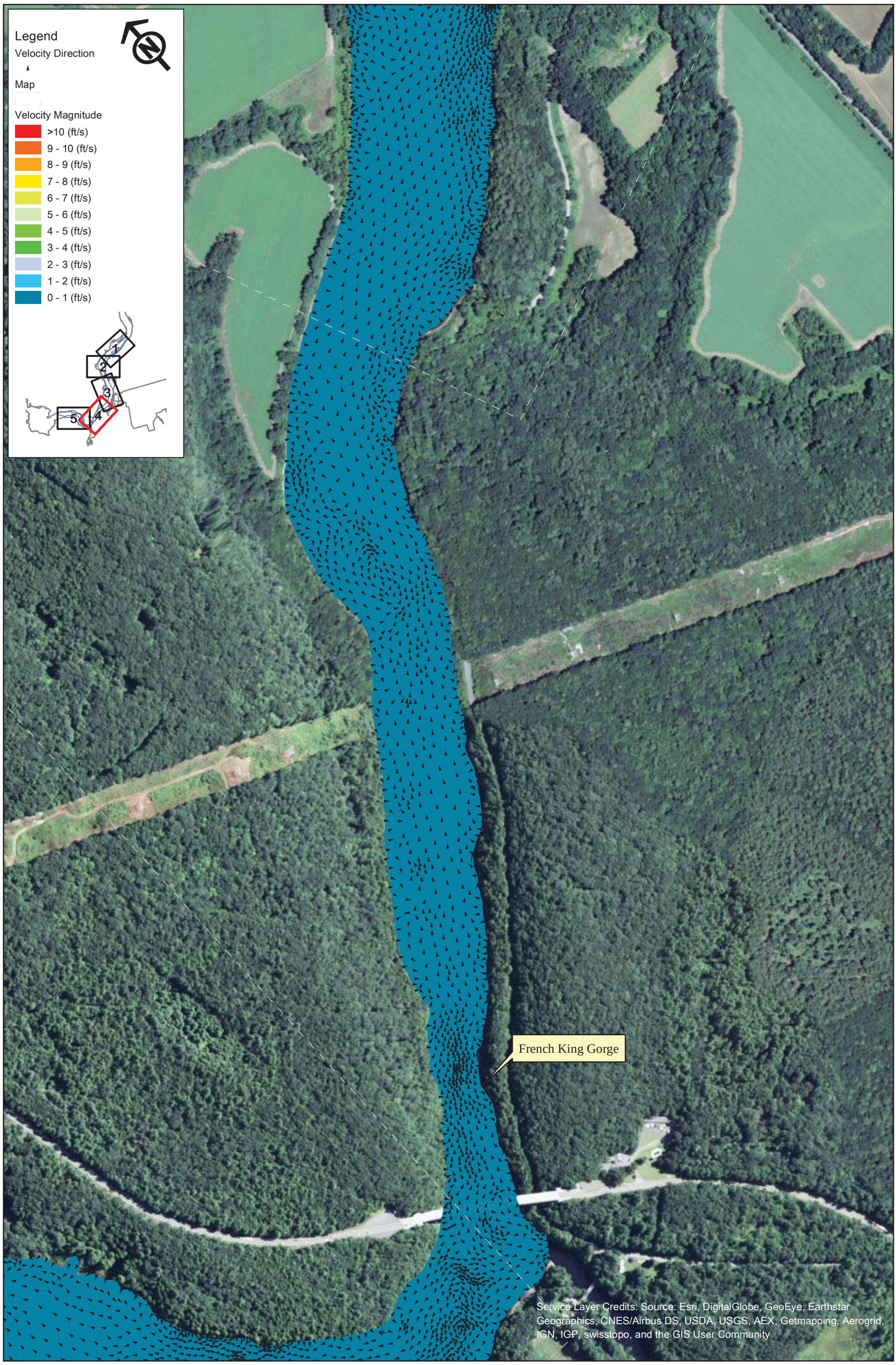

FirstLight
GDF SUEZ

Northfield Mountain Pumped Storage Project (No. 2485)
and Turners Falls Hydroelectric Project (No. 1889)

STUDY REPORT
RELICENSING STUDY 3.3.9

0 250 500 1,000 Feet

Appendix B - Velocity in the Turner Falls Impoundment 5 km Upstream and 5 km Downstream of the Northfield Tailrace

Scenario 43 - Map 4
95% Exceedance Flow (1,760 cfs), 2 Units Pumping (7,600 cfs), 181.3 WSEL at Dam

Copyright © 2015 FirstLight Power Resources All rights reserved.

Path: W:\gis\studies\3_3_09\maps\appendix_b\velocity_vectors.mxd

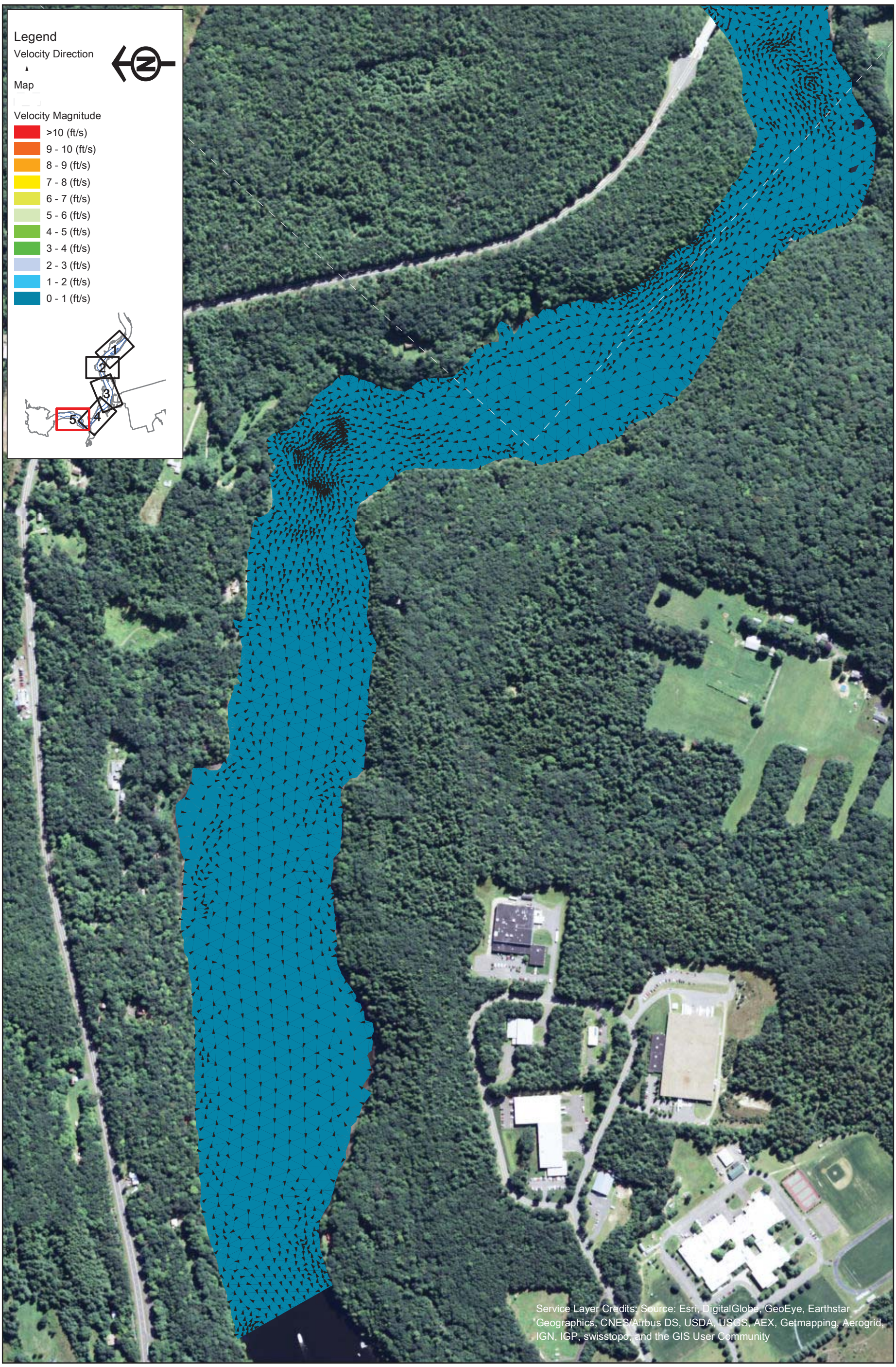

FirstLight GDF SUEZ

Northfield Mountain Pumped Storage Project (No. 2485)
and Turners Falls Hydroelectric Project (No. 1889)

STUDY REPORT
RELICENSING STUDY 3.3.9

0 250 500 1,000 Feet

Appendix B - Velocity in the Turner Falls Impoundment 5 km Upstream and 5 km Downstream of the Northfield Tailrace

Scenario 43 - Map 5
95% Exceedance Flow (1,760 cfs), 2 Units Pumping (7,600 cfs), 181.3 WSEL at Dam

Copyright © 2015 FirstLight Power Resources All rights reserved.

Path: W:\gis\studies\3_3_09\maps\appendix_b\velocity_vectors.mxd

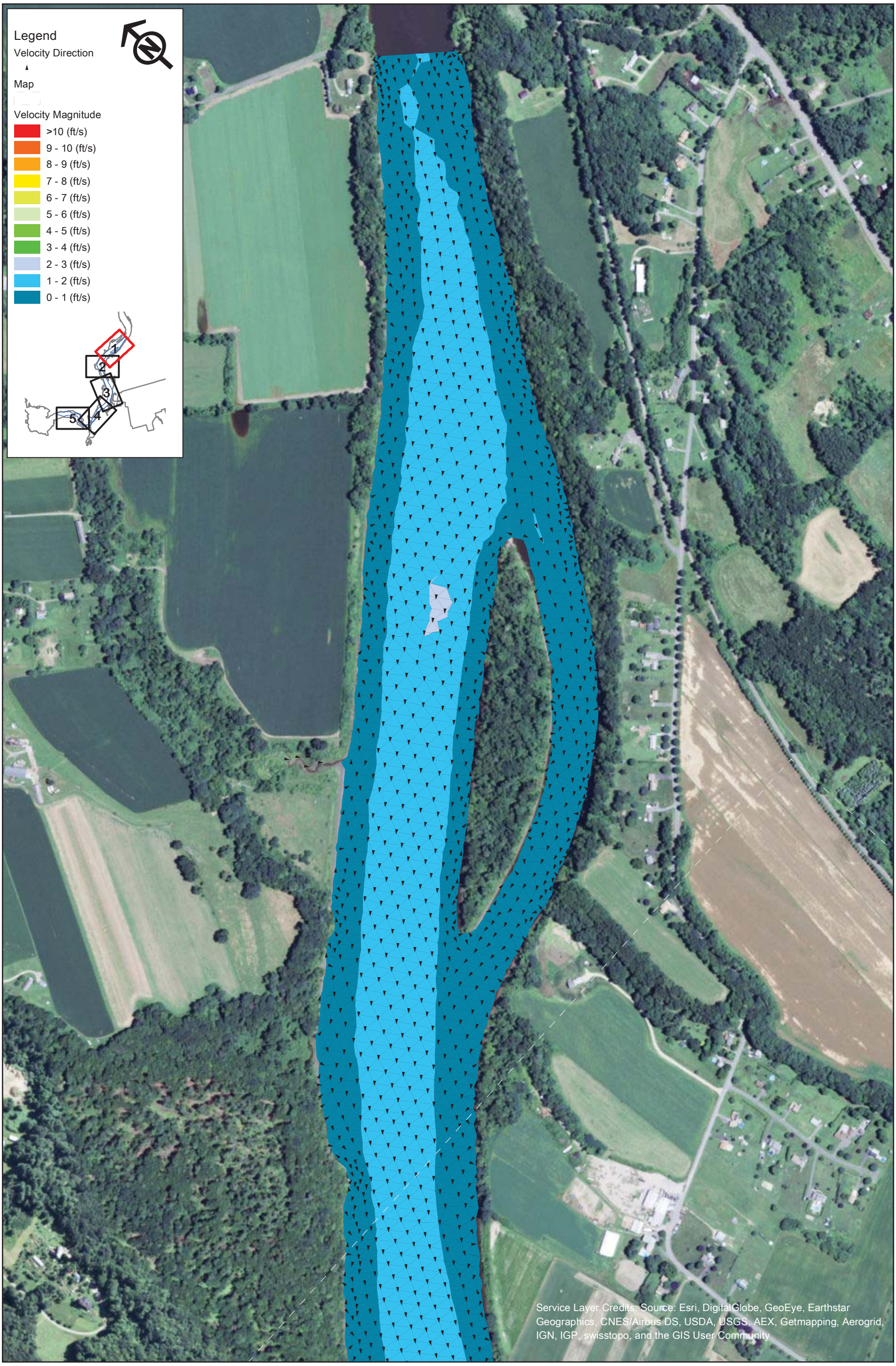

FirstLight
GDF SUEZ

Northfield Mountain Pumped Storage Project (No. 2485)
and Turners Falls Hydroelectric Project (No. 1889)

STUDY REPORT
RELICENSING STUDY 3.3.9

0 250 500 1,000 Feet

Appendix B - Velocity in the Turner Falls Impoundment 5 km Upstream and 5 km Downstream of the Northfield Tailrace

Scenario 44 - Map 1
95% Exceedance Flow (1,760 cfs), 4 Units Pumping (15,200 cfs), 181.3 WSEL at Dam

Copyright © 2015 FirstLight Power Resources All rights reserved.

Path: W:\gis\studies\3_3_09\maps\appendix_b\velocity_vectors.mxd

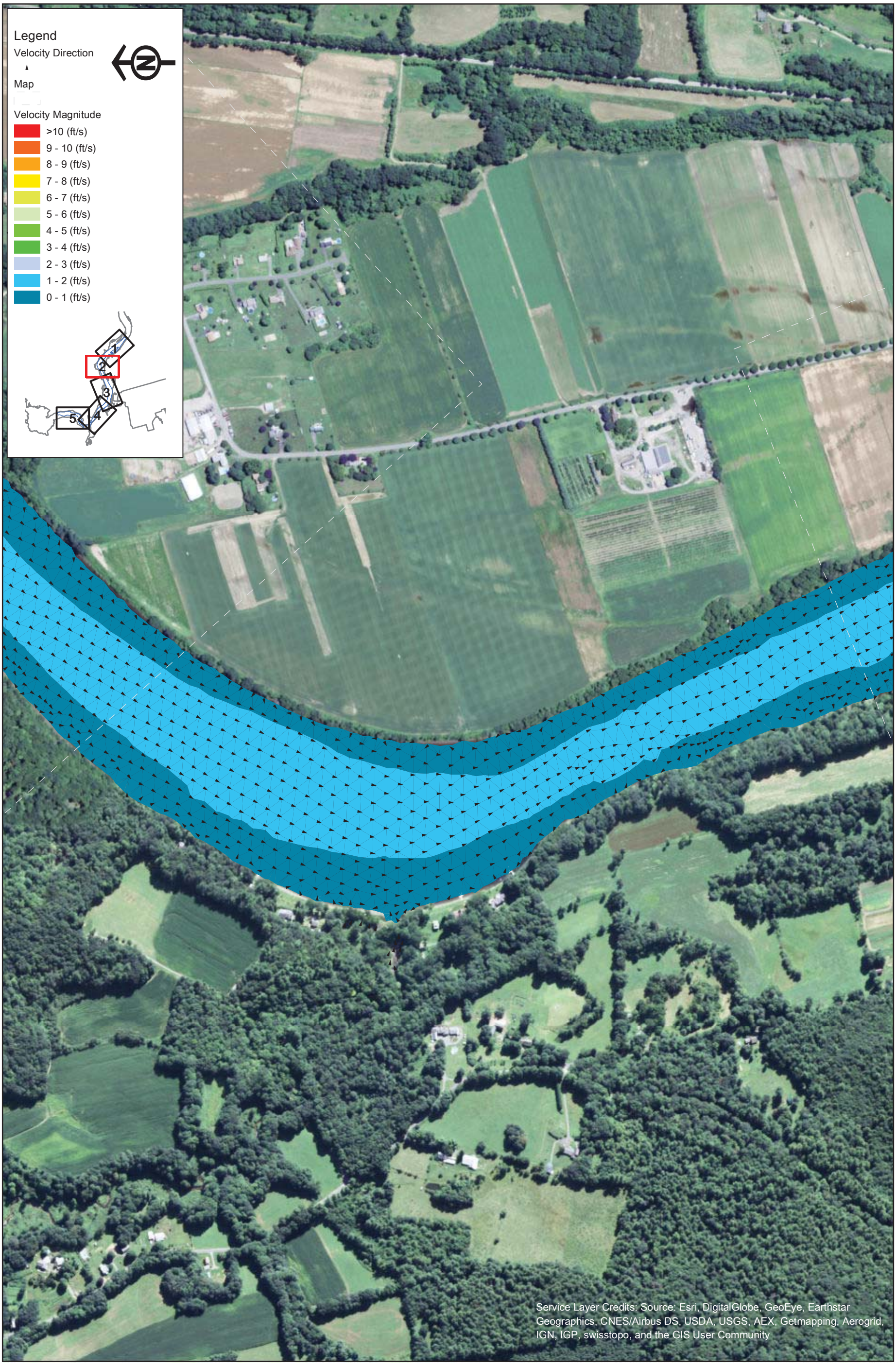

FirstLight
GDF SUEZ

Copyright © 2015 FirstLight Power Resources All rights reserved.

Northfield Mountain Pumped Storage Project (No. 2485)
and Turners Falls Hydroelectric Project (No. 1889)

STUDY REPORT
RELICENSING STUDY 3.3.9

0 250 500 1,000 Feet

Appendix B - Velocity in the Turner Falls Impoundment 5 km Upstream and 5 km Downstream of the Northfield Tailrace

Scenario 44 - Map 2
95% Exceedance Flow (1,760 cfs), 4 Units Pumping (15,200 cfs), 181.3 WSEL at Dam

Path: W:\gis\studies\3_3_09\maps\appendix_b\velocity_vectors.mxd

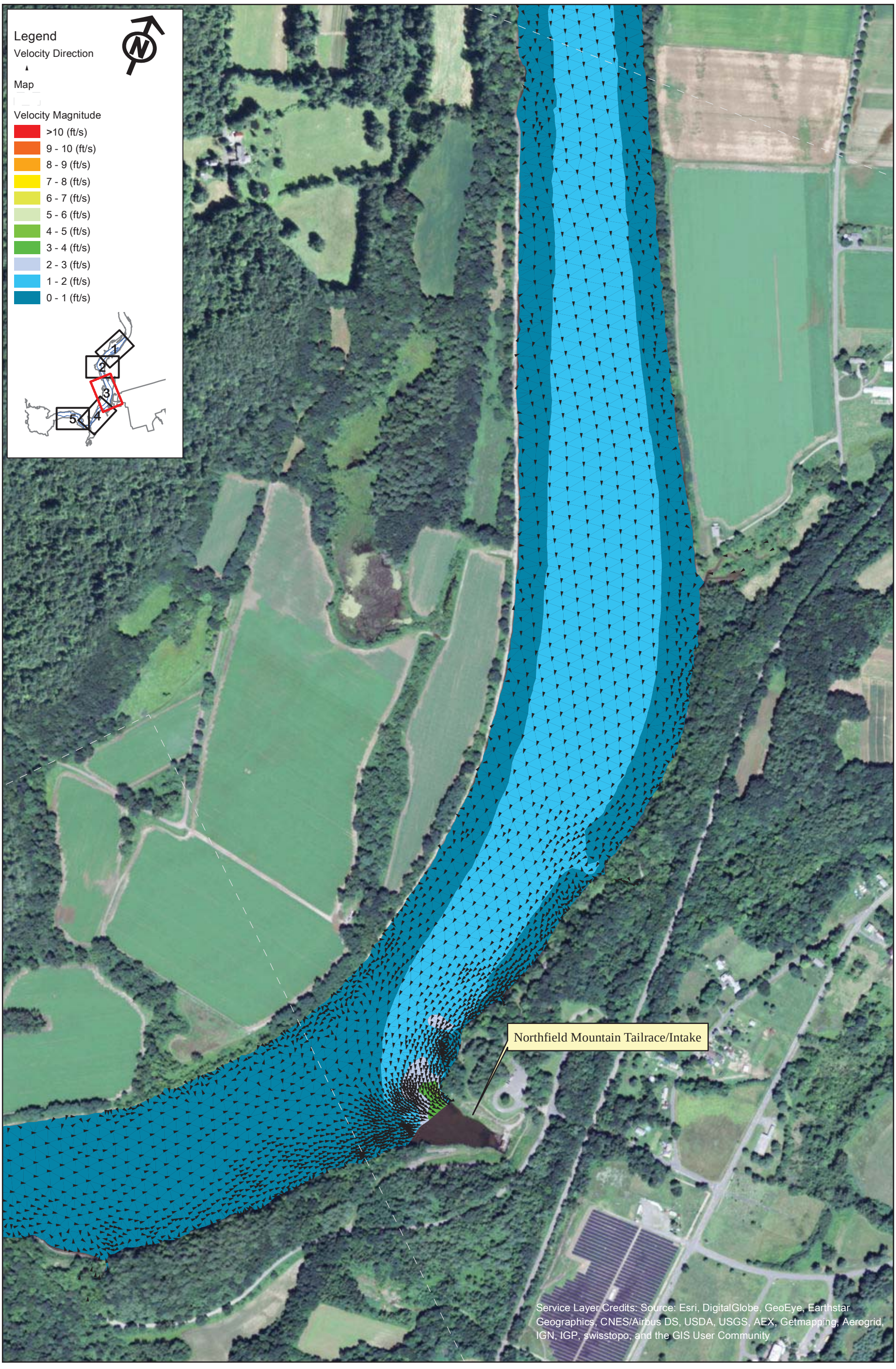

FirstLight
GDF SUEZ

Copyright © 2015 FirstLight Power Resources All rights reserved.

Northfield Mountain Pumped Storage Project (No. 2485)
and Turners Falls Hydroelectric Project (No. 1889)

STUDY REPORT
RELICENSING STUDY 3.3.9

0 250 500 1,000 Feet

Appendix B - Velocity in the Turner Falls Impoundment 5 km Upstream and 5 km Downstream of the Northfield Tailrace

Scenario 44 - Map 3
95% Exceedance Flow (1,760 cfs), 4 Units Pumping (15,200 cfs), 181.3 WSEL at Dam

Path: W:\gis\studies\3_3_09\maps\appendix_b\velocity_vectors.mxd

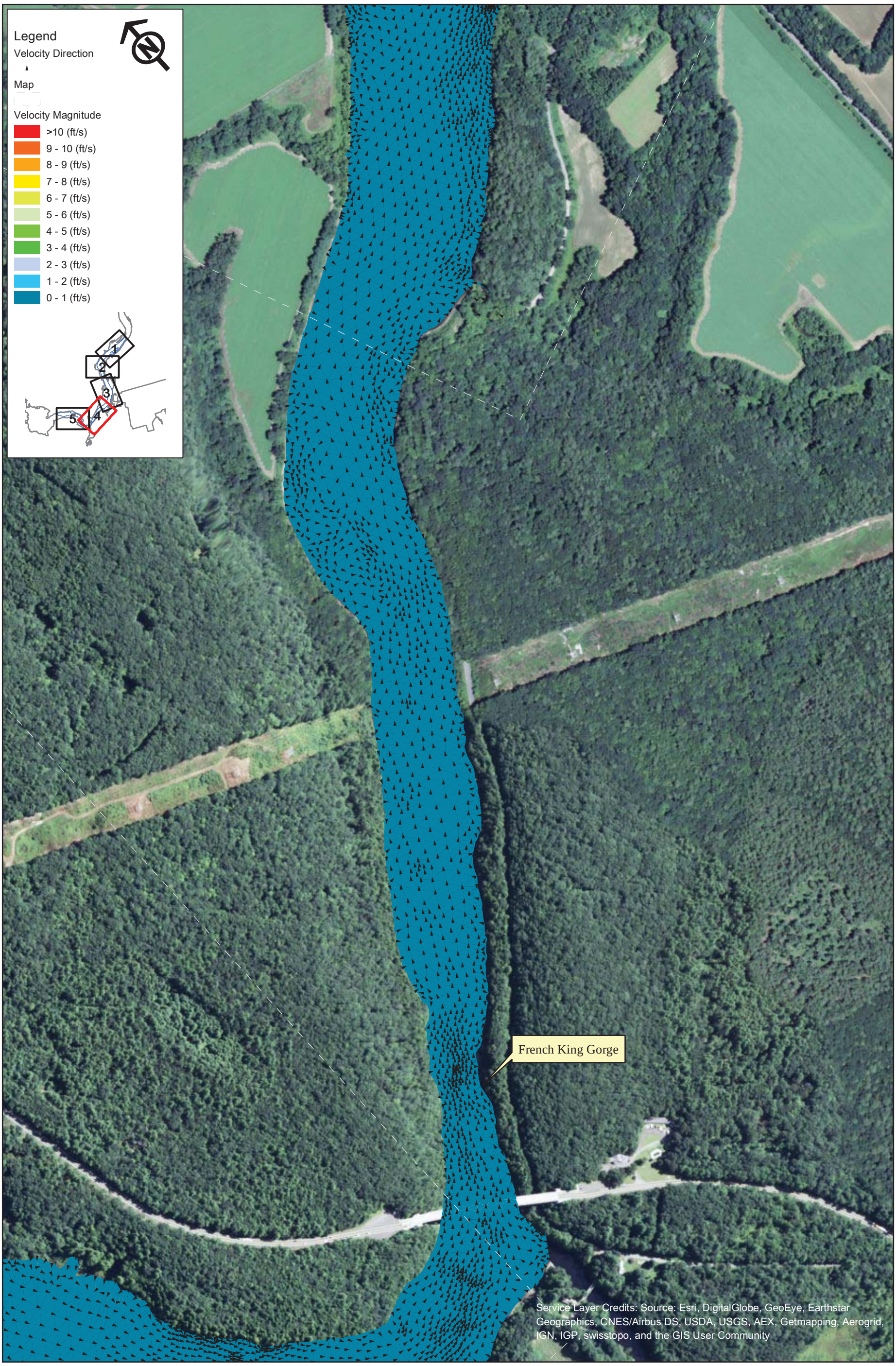

FirstLight GDF SUEZ

Northfield Mountain Pumped Storage Project (No. 2485)
and Turners Falls Hydroelectric Project (No. 1889)

STUDY REPORT
RELICENSING STUDY 3.3.9

0 250 500 1,000 Feet

Appendix B - Velocity in the Turner Falls Impoundment 5 km Upstream and 5 km Downstream of the Northfield Tailrace

Scenario 44 - Map 4
95% Exceedance Flow (1,760 cfs), 4 Units Pumping (15,200 cfs), 181.3 WSEL at Dam

Copyright © 2015 FirstLight Power Resources All rights reserved.

Path: W:\gis\studies\3_3_09\maps\appendix_b\velocity_vectors.mxd

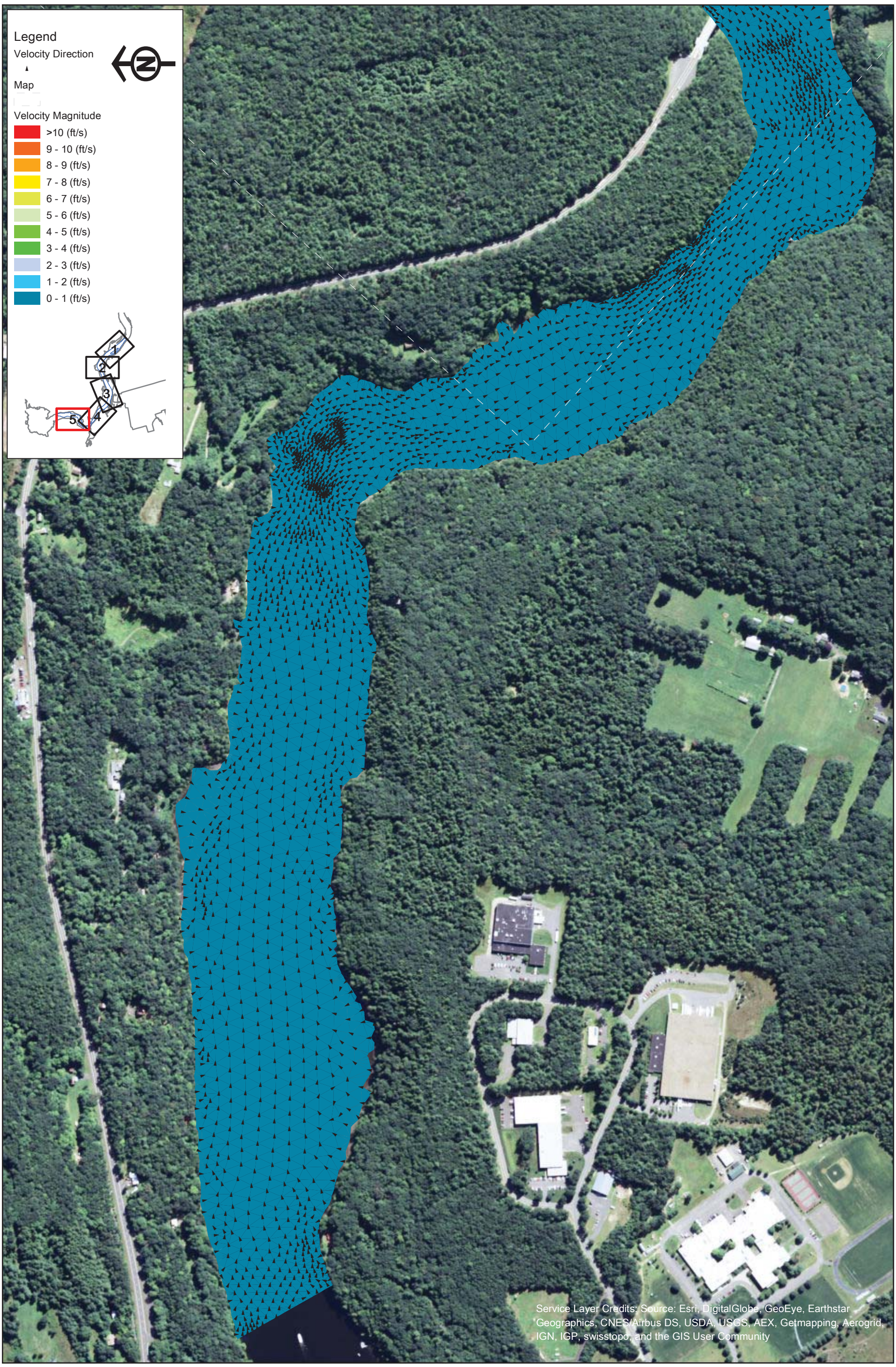

FirstLight GDF SUEZ

Northfield Mountain Pumped Storage Project (No. 2485)
and Turners Falls Hydroelectric Project (No. 1889)

STUDY REPORT
RELICENSING STUDY 3.3.9

0 250 500 1,000 Feet

Appendix B - Velocity in the Turner Falls Impoundment 5 km Upstream and 5 km Downstream of the Northfield Tailrace

Scenario 44 - Map 5
95% Exceedance Flow (1,760 cfs), 4 Units Pumping (15,200 cfs), 181.3 WSEL at Dam

Copyright © 2015 FirstLight Power Resources All rights reserved.

Path: W:\gis\studies\3_3_09\maps\appendix_b\velocity_vectors.mxd

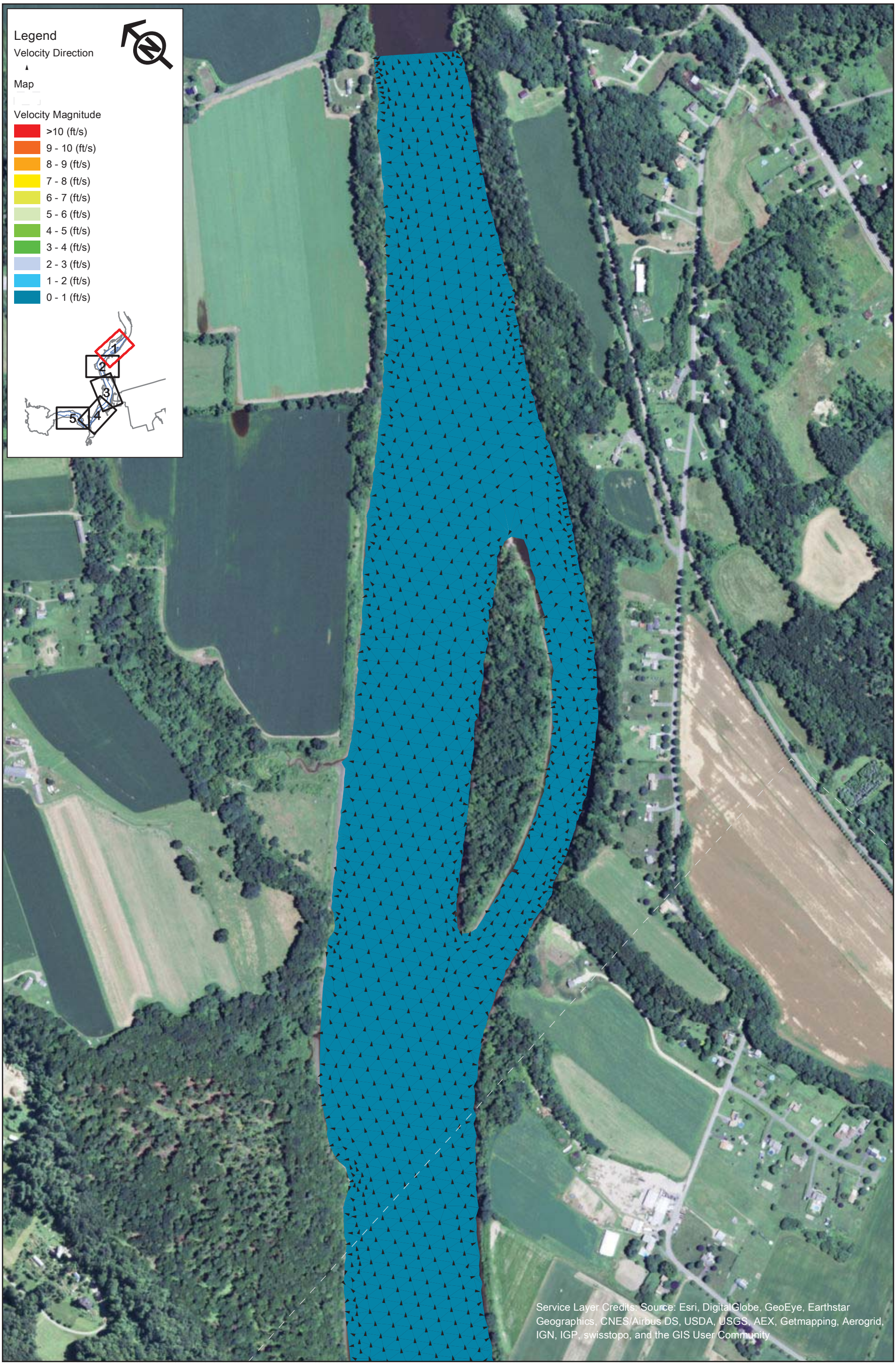

FirstLight
GDF SUEZ

Northfield Mountain Pumped Storage Project (No. 2485)
and Turners Falls Hydroelectric Project (No. 1889)

STUDY REPORT
RELICENSING STUDY 3.3.9

0 250 500 1,000 Feet

Appendix B - Velocity in the Turner Falls Impoundment 5 km Upstream and 5 km Downstream of the Northfield Tailrace

Scenario 45 - Map 1
75% Exceedance Flow (4,900 cfs), 2 Units Generating (10,000 cfs), 181.3 WSEL at Dam

Copyright © 2015 FirstLight Power Resources All rights reserved.

Path: W:\gis\studies\3_3_09\maps\appendix_b\velocity_vectors.mxd

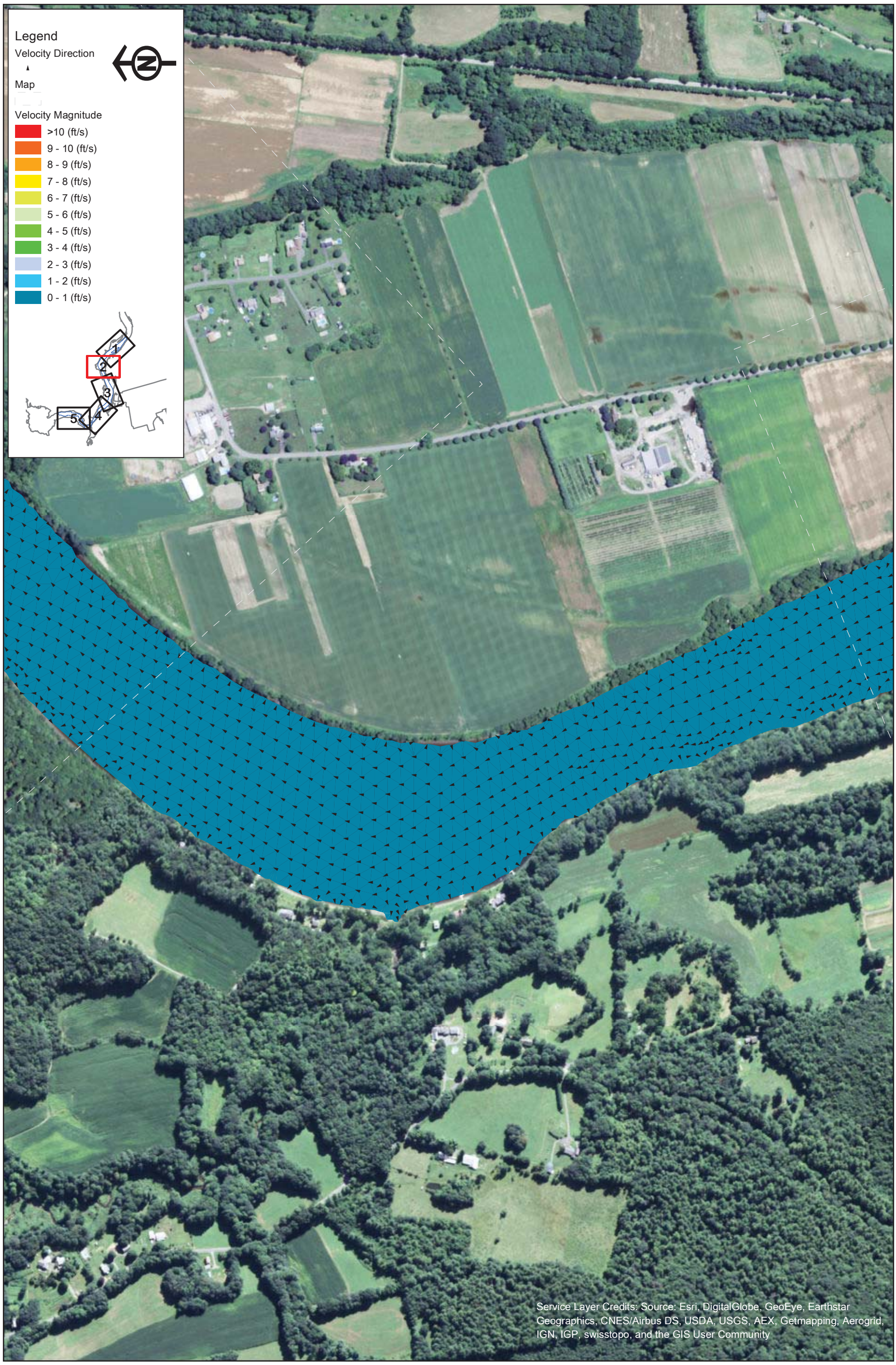

FirstLight GDF SUEZ

Copyright © 2015 FirstLight Power Resources All rights reserved.

Northfield Mountain Pumped Storage Project (No. 2485)
and Turners Falls Hydroelectric Project (No. 1889)

STUDY REPORT
RELICENSING STUDY 3.3.9

0 250 500 1,000 Feet

Appendix B - Velocity in the Turner Falls Impoundment 5 km Upstream and 5 km Downstream of the Northfield Tailrace

Scenario 45 - Map 2
75% Exceedance Flow (4,900 cfs), 2 Units Generating (10,000 cfs), 181.3 WSEL at Dam

Path: W:\gis\studies\3_3_09\maps\appendix_b\velocity_vectors.mxd

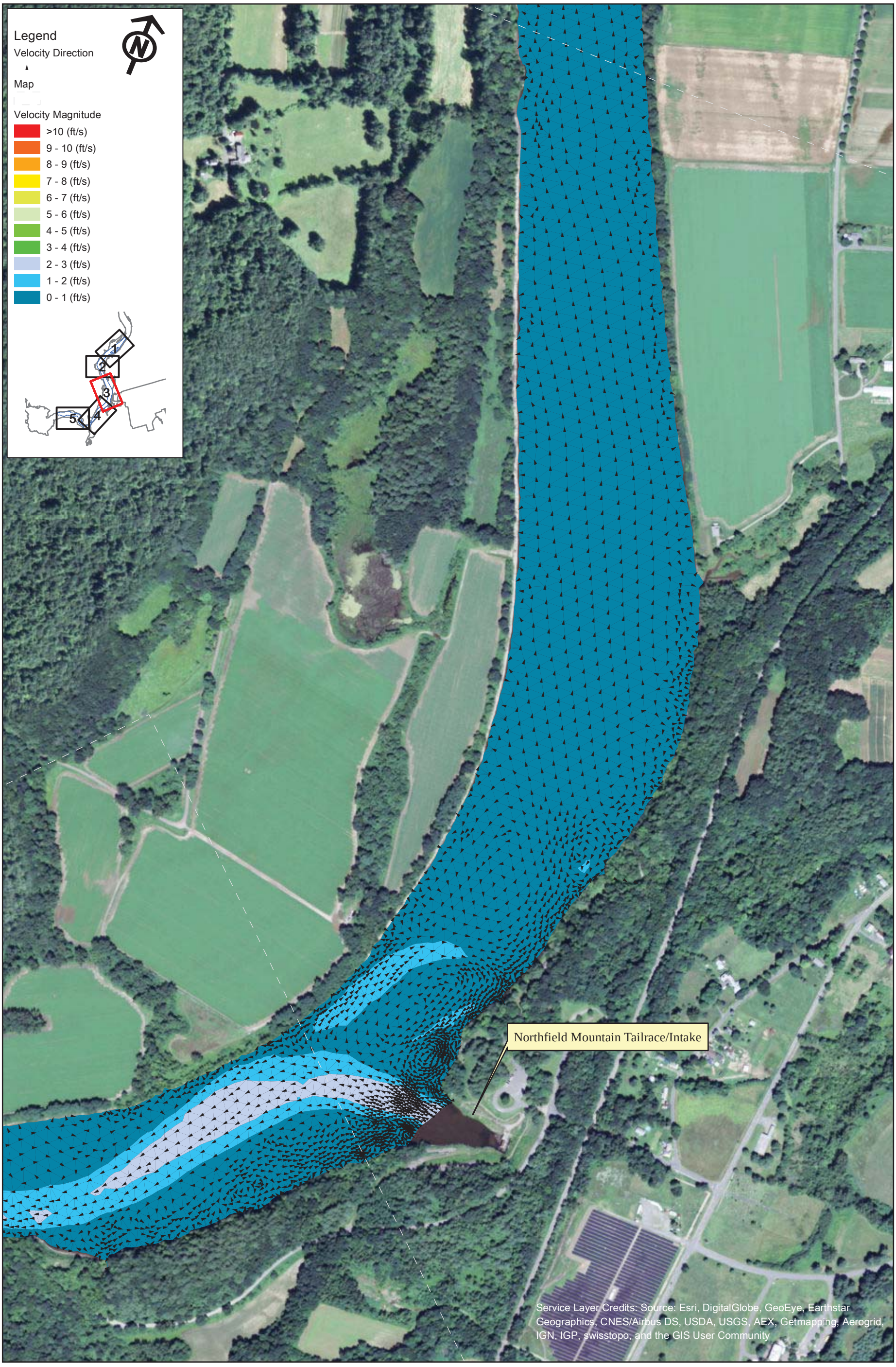

FirstLight
GDF SUEZ

Copyright © 2015 FirstLight Power Resources All rights reserved.

Northfield Mountain Pumped Storage Project (No. 2485)
and Turners Falls Hydroelectric Project (No. 1889)

STUDY REPORT
RELICENSING STUDY 3.3.9

0 250 500 1,000 Feet

Appendix B - Velocity in the Turner Falls Impoundment 5 km Upstream and 5 km Downstream of the Northfield Tailrace

Scenario 45 - Map 3
75% Exceedance Flow (4,900 cfs), 2 Units Generating (10,000 cfs), 181.3 WSEL at Dam

Path: W:\gis\studies\3_3_09\maps\appendix_b\velocity_vectors.mxd

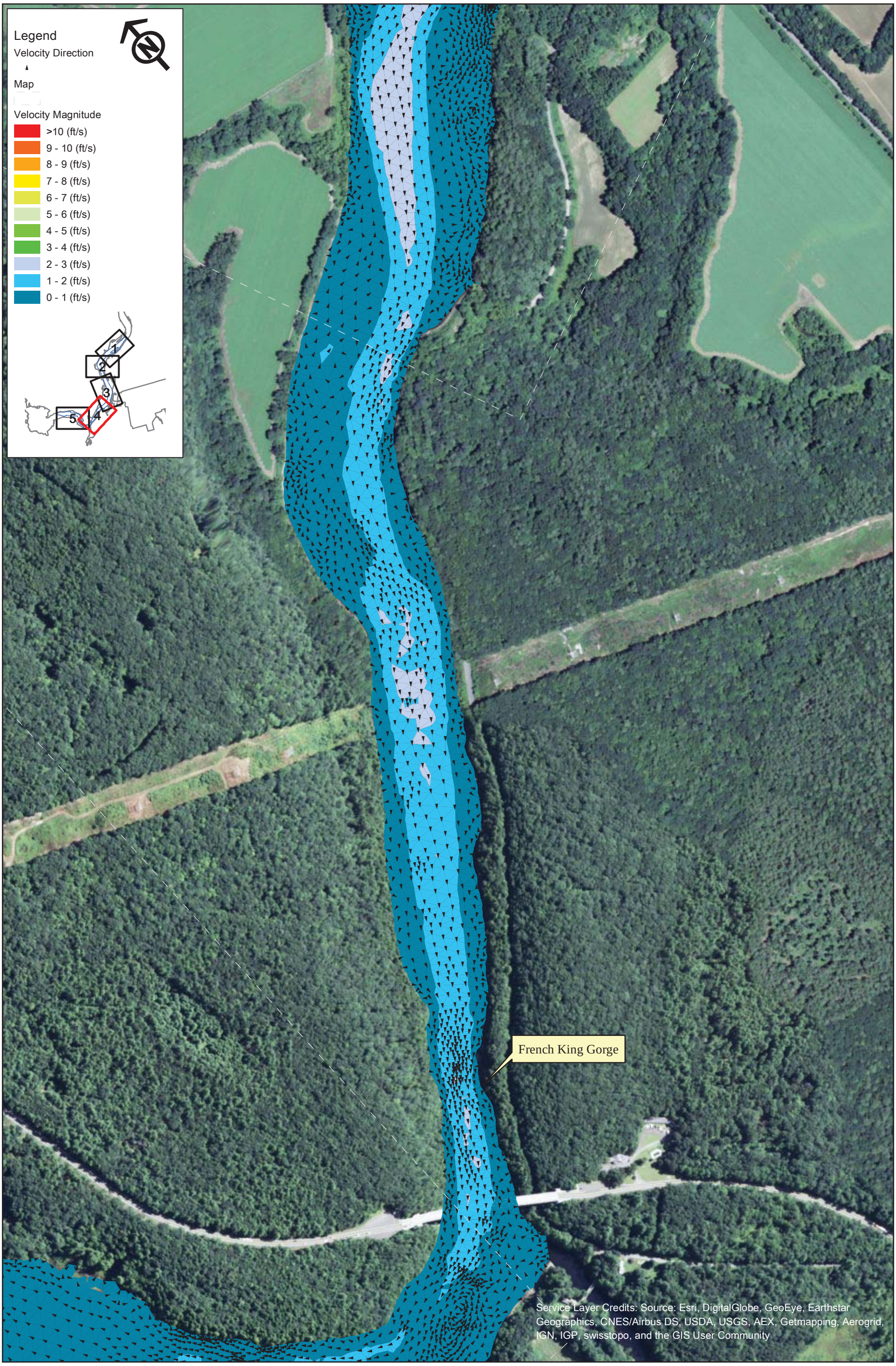

FirstLight GDF SUEZ

Northfield Mountain Pumped Storage Project (No. 2485)
and Turners Falls Hydroelectric Project (No. 1889)

STUDY REPORT
RELICENSING STUDY 3.3.9

0 250 500 1,000 Feet

Appendix B - Velocity in the Turner Falls Impoundment 5 km Upstream and 5 km Downstream of the Northfield Tailrace

Scenario 45 - Map 4
75% Exceedance Flow (4,900 cfs), 2 Units Generating (10,000 cfs), 181.3 WSEL at Dam

Copyright © 2015 FirstLight Power Resources All rights reserved.

Path: W:\gis\studies\3_3_09\maps\appendix_b\velocity_vectors.mxd

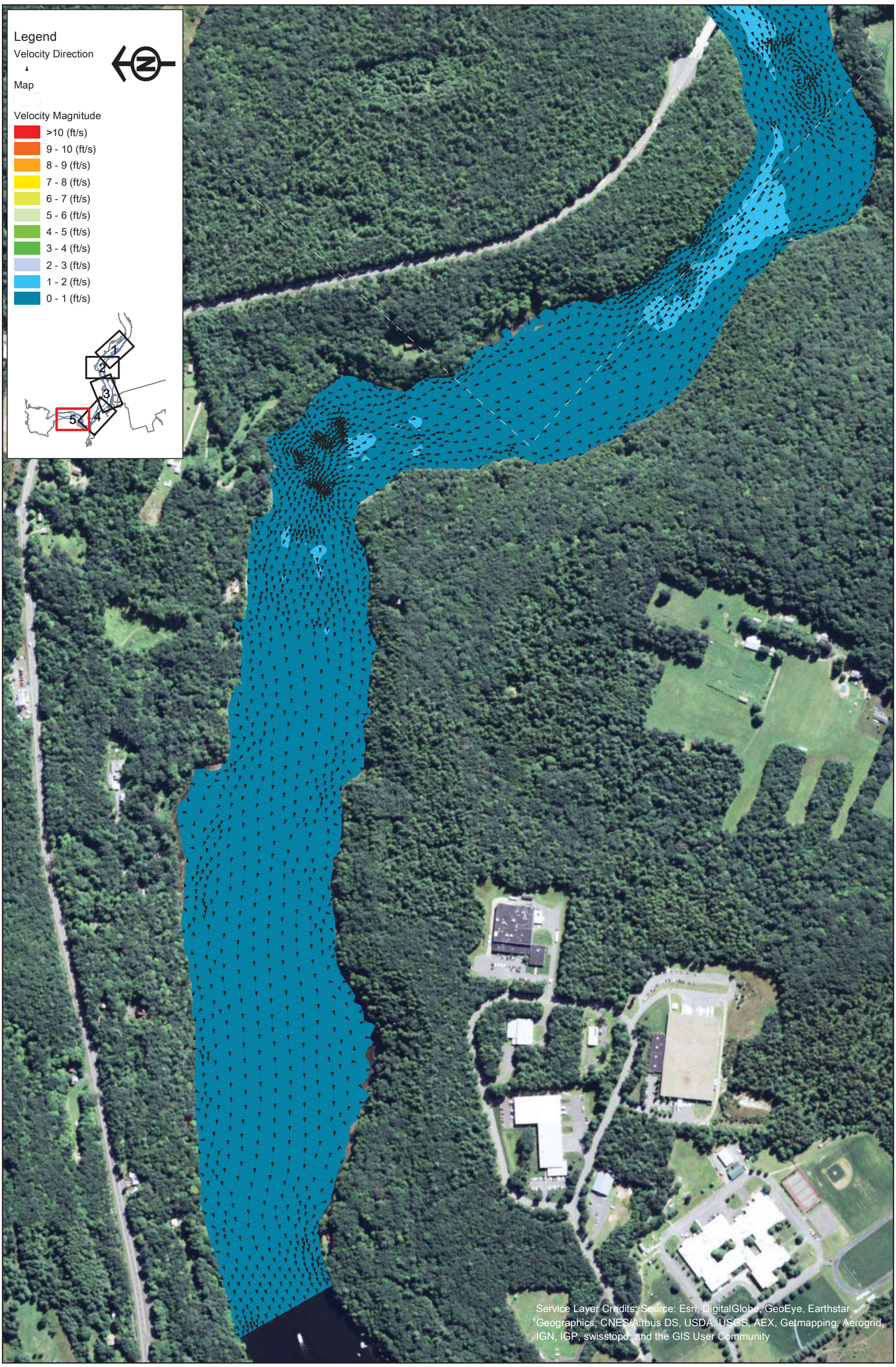

FirstLight
GDF SUEZ

Copyright © 2015 FirstLight Power Resources All rights reserved.

Northfield Mountain Pumped Storage Project (No. 2485)
and Turners Falls Hydroelectric Project (No. 1889)

STUDY REPORT
RELICENSING STUDY 3.3.9

0 250 500 1,000 Feet

Appendix B - Velocity in the Turner Falls Impoundment 5 km Upstream and 5 km Downstream of the Northfield Tailrace

Scenario 45 - Map 5
75% Exceedance Flow (4,900 cfs), 2 Units Generating (10,000 cfs), 181.3 WSEL at Dam

Path: W:\gis\studies\3_3_09\maps\appendix_b\velocity_vectors.mxd

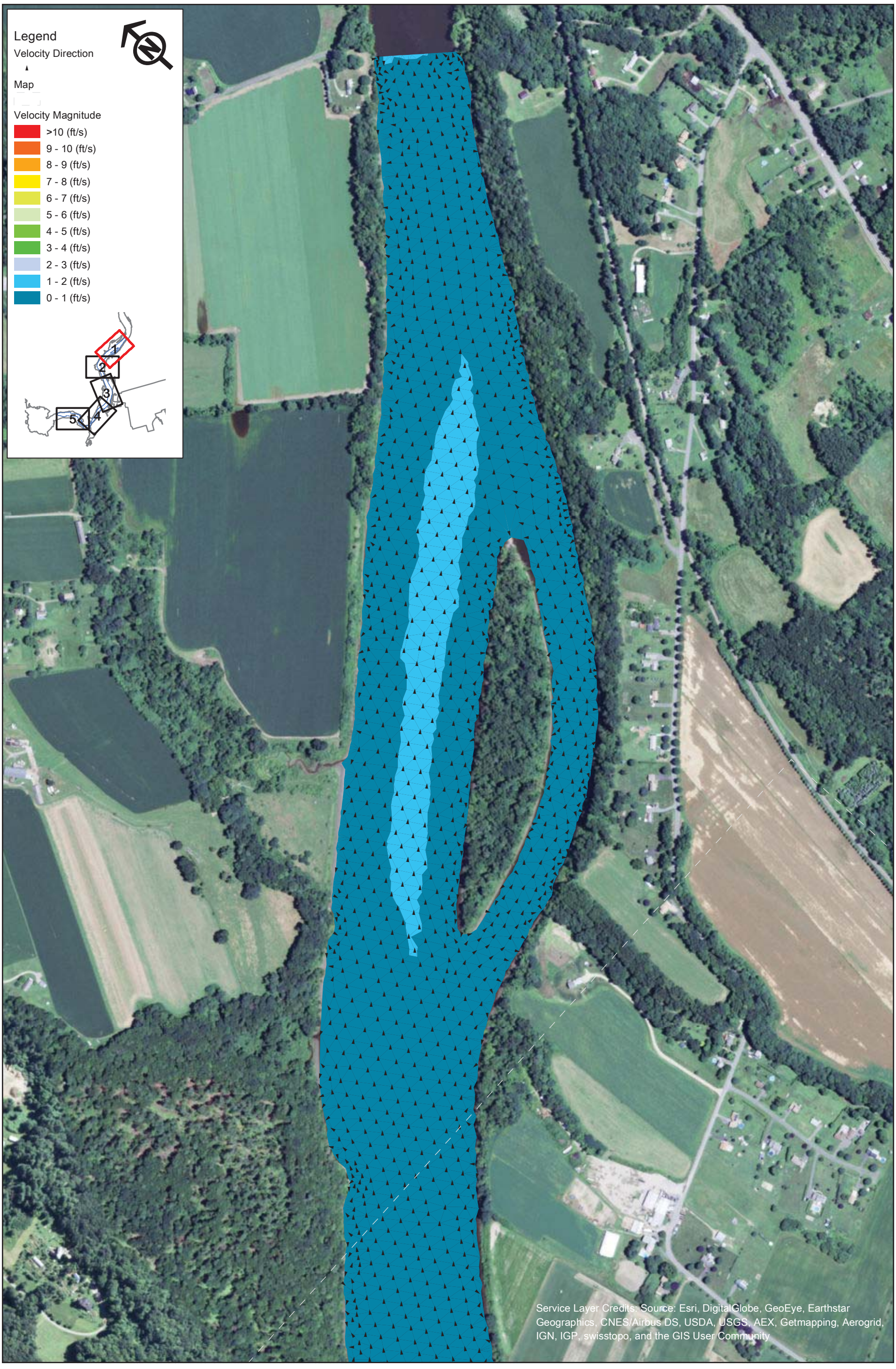

FirstLight
GDF SUEZ

Northfield Mountain Pumped Storage Project (No. 2485)
and Turners Falls Hydroelectric Project (No. 1889)

STUDY REPORT
RELICENSING STUDY 3.3.9

0 250 500 1,000 Feet

Appendix B - Velocity in the Turner Falls Impoundment 5 km Upstream and 5 km Downstream of the Northfield Tailrace

Scenario 46 - Map 1
75% Exceedance Flow (4,900 cfs), 4 Units Generating (20,000 cfs), 181.3 WSEL at Dam

Copyright © 2015 FirstLight Power Resources All rights reserved.

Path: W:\gis\studies\3_3_09\maps\appendix_b\velocity_vectors.mxd

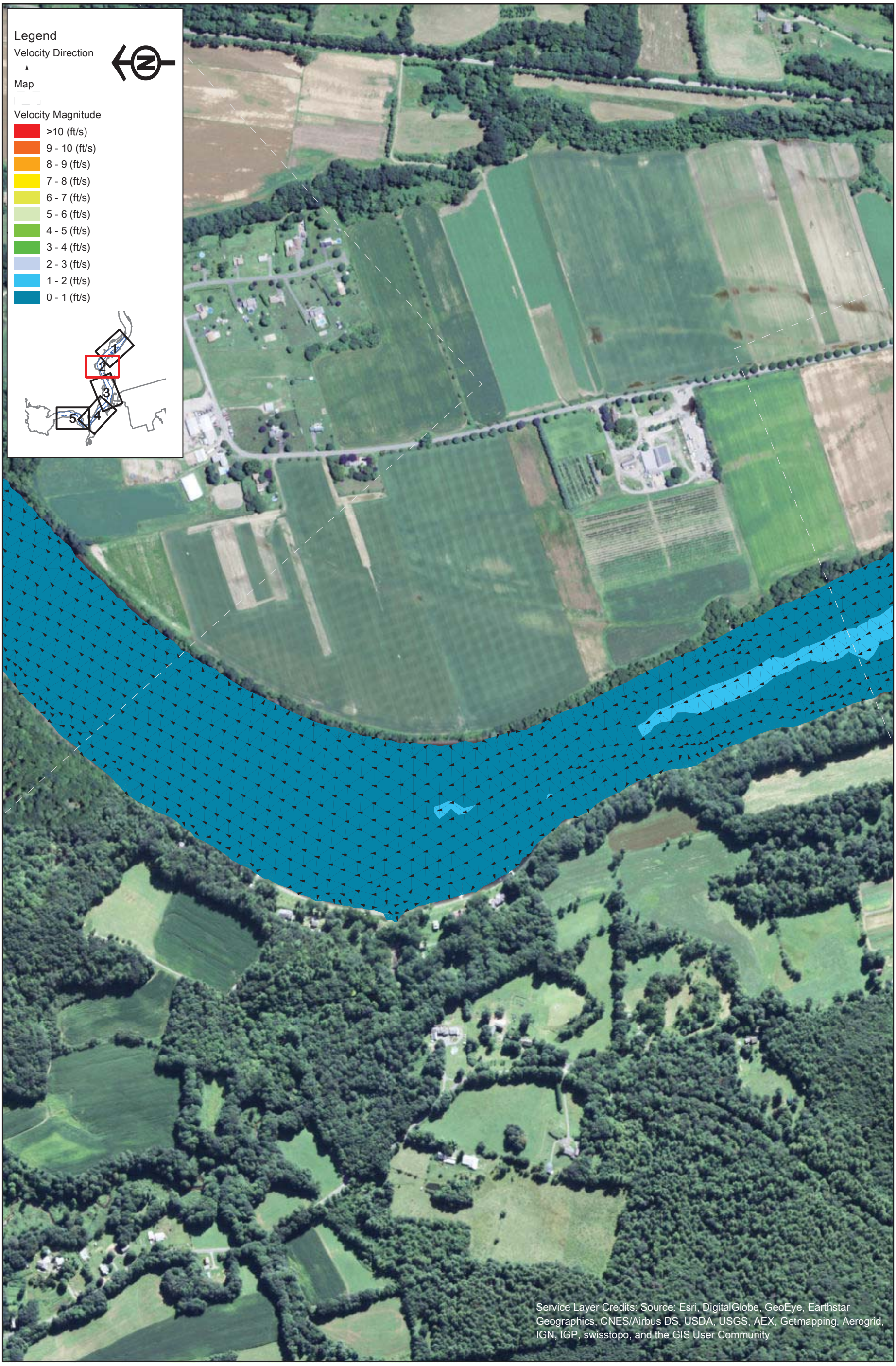

FirstLight
GDF SUEZ

Copyright © 2015 FirstLight Power Resources All rights reserved.

Northfield Mountain Pumped Storage Project (No. 2485)
and Turners Falls Hydroelectric Project (No. 1889)

STUDY REPORT
RELICENSING STUDY 3.3.9

0 250 500 1,000 Feet

Appendix B - Velocity in the Turner Falls Impoundment 5 km Upstream and 5 km Downstream of the Northfield Tailrace

Scenario 46 - Map 2
75% Exceedance Flow (4,900 cfs), 4 Units Generating (20,000 cfs), 181.3 WSEL at Dam

Path: W:\gis\studies\3_3_09\maps\appendix_b\velocity_vectors.mxd

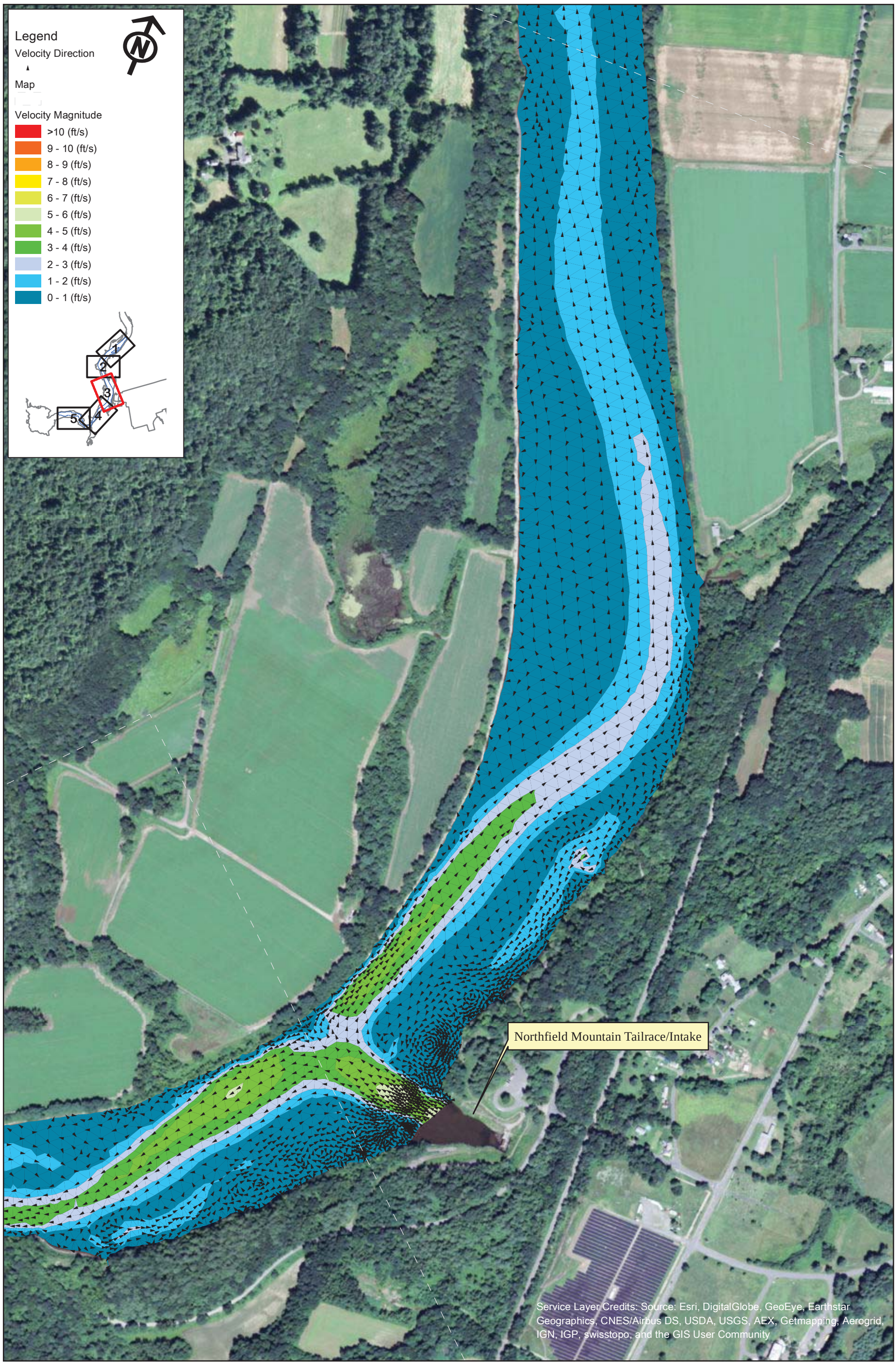

FirstLight
GDF SUEZ

Copyright © 2015 FirstLight Power Resources All rights reserved.

Northfield Mountain Pumped Storage Project (No. 2485)
and Turners Falls Hydroelectric Project (No. 1889)

STUDY REPORT
RELICENSING STUDY 3.3.9

0 250 500 1,000 Feet

Appendix B - Velocity in the Turner Falls Impoundment 5 km Upstream and 5 km Downstream of the Northfield Tailrace

Scenario 46 - Map 3
75% Exceedance Flow (4,900 cfs), 4 Units Generating (20,000 cfs), 181.3 WSEL at Dam

Path: W:\gis\studies\3_3_09\maps\appendix_b\velocity_vectors.mxd

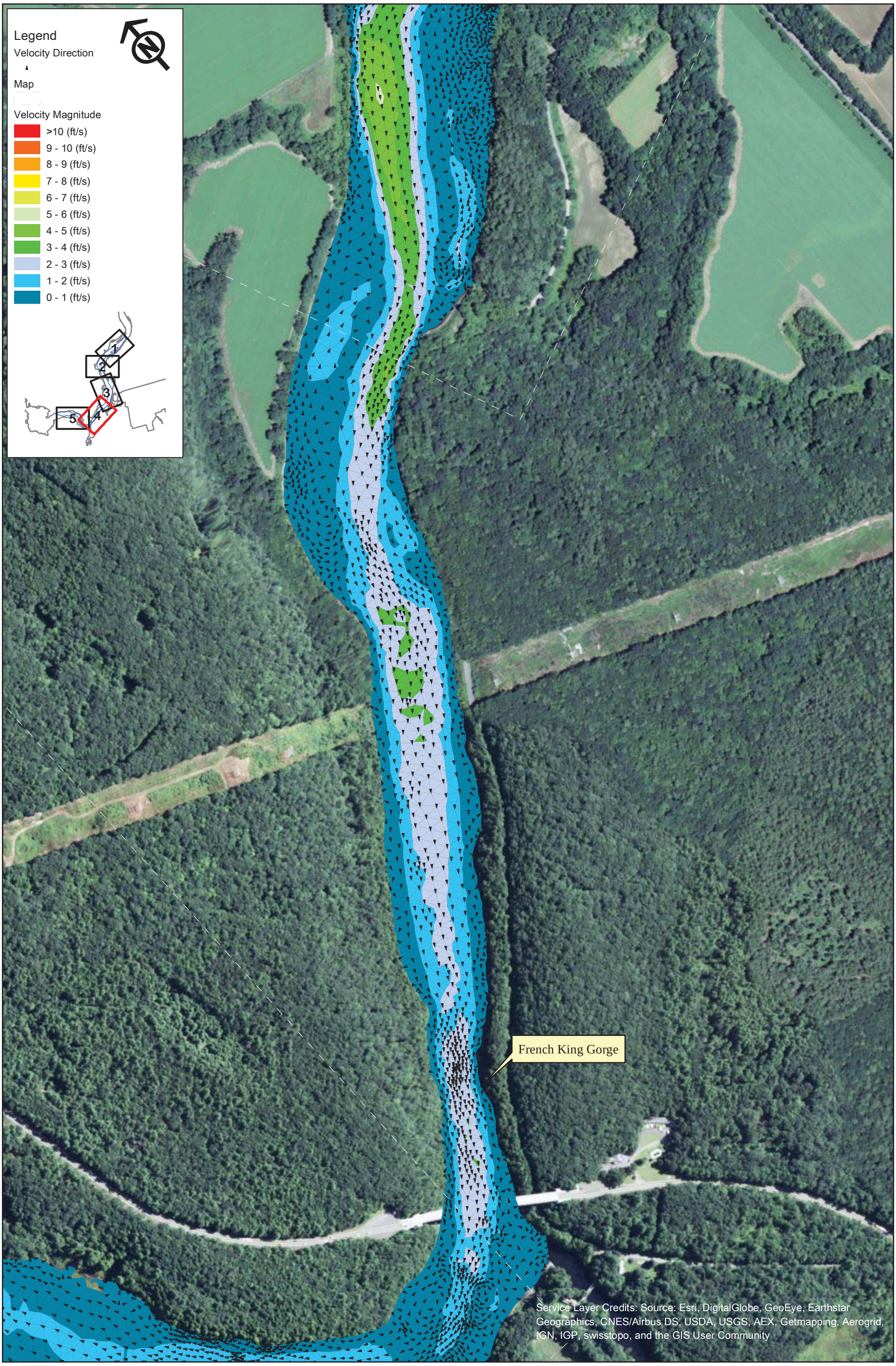

FirstLight
GDF SUEZ

Copyright © 2015 FirstLight Power Resources All rights reserved.

Northfield Mountain Pumped Storage Project (No. 2485)
and Turners Falls Hydroelectric Project (No. 1889)

STUDY REPORT
RELICENSING STUDY 3.3.9

0 250 500 1,000 Feet

Appendix B - Velocity in the Turner Falls Impoundment 5 km Upstream and 5 km Downstream of the Northfield Tailrace

Scenario 46 - Map 4
75% Exceedance Flow (4,900 cfs), 4 Units Generating (20,000 cfs), 181.3 WSEL at Dam

Path: W:\gis\studies\3_3_09\maps\appendix_b\velocity_vectors.mxd

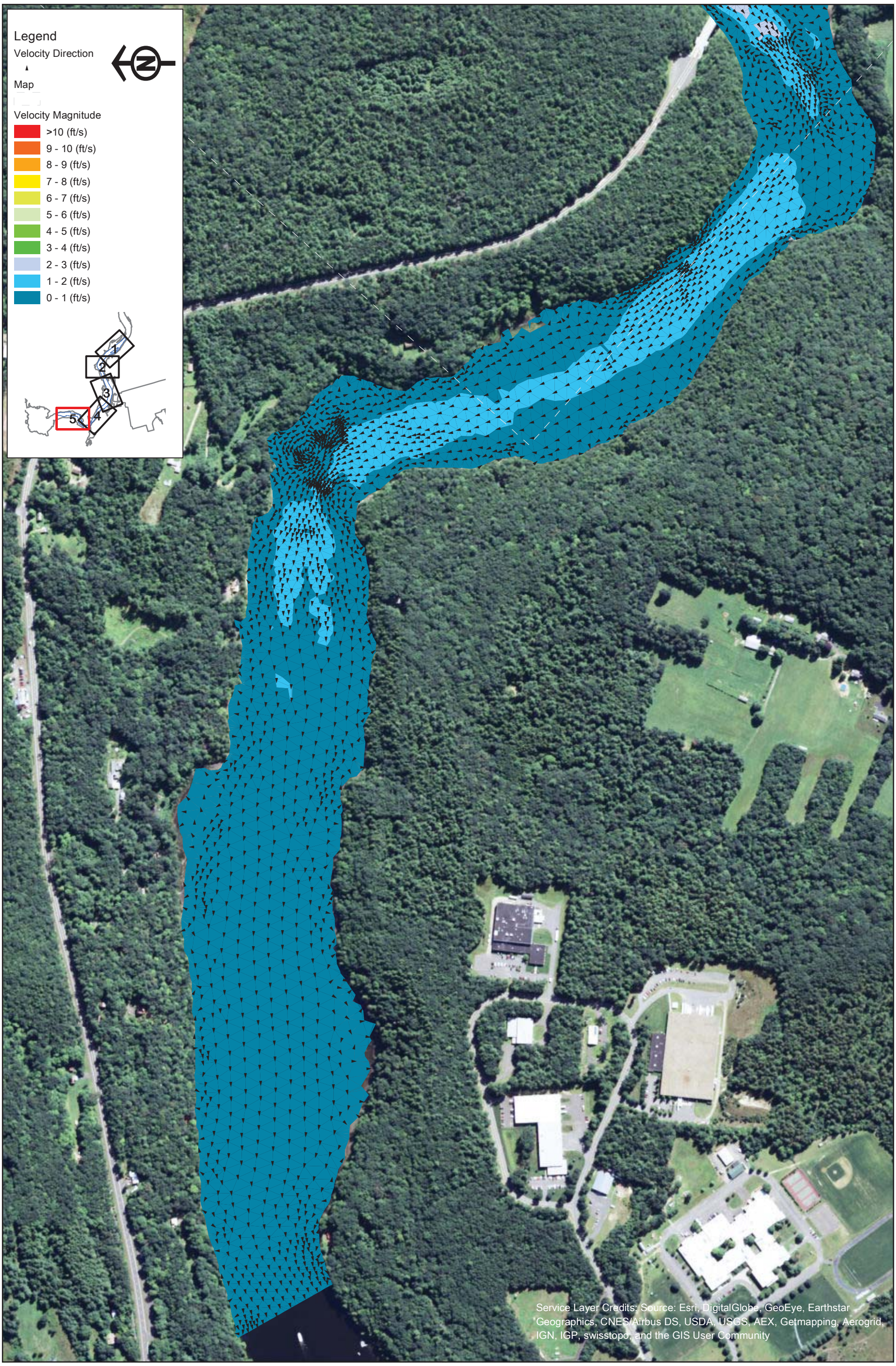

FirstLight
GDF SUEZ

Copyright © 2015 FirstLight Power Resources All rights reserved.

Northfield Mountain Pumped Storage Project (No. 2485)
and Turners Falls Hydroelectric Project (No. 1889)

STUDY REPORT
RELICENSING STUDY 3.3.9

0 250 500 1,000 Feet

Appendix B - Velocity in the Turner Falls Impoundment 5 km Upstream and 5 km Downstream of the Northfield Tailrace

Scenario 46 - Map 5
75% Exceedance Flow (4,900 cfs), 4 Units Generating (20,000 cfs), 181.3 WSEL at Dam

Path: W:\gis\studies\3_3_09\maps\appendix_b\velocity_vectors.mxd

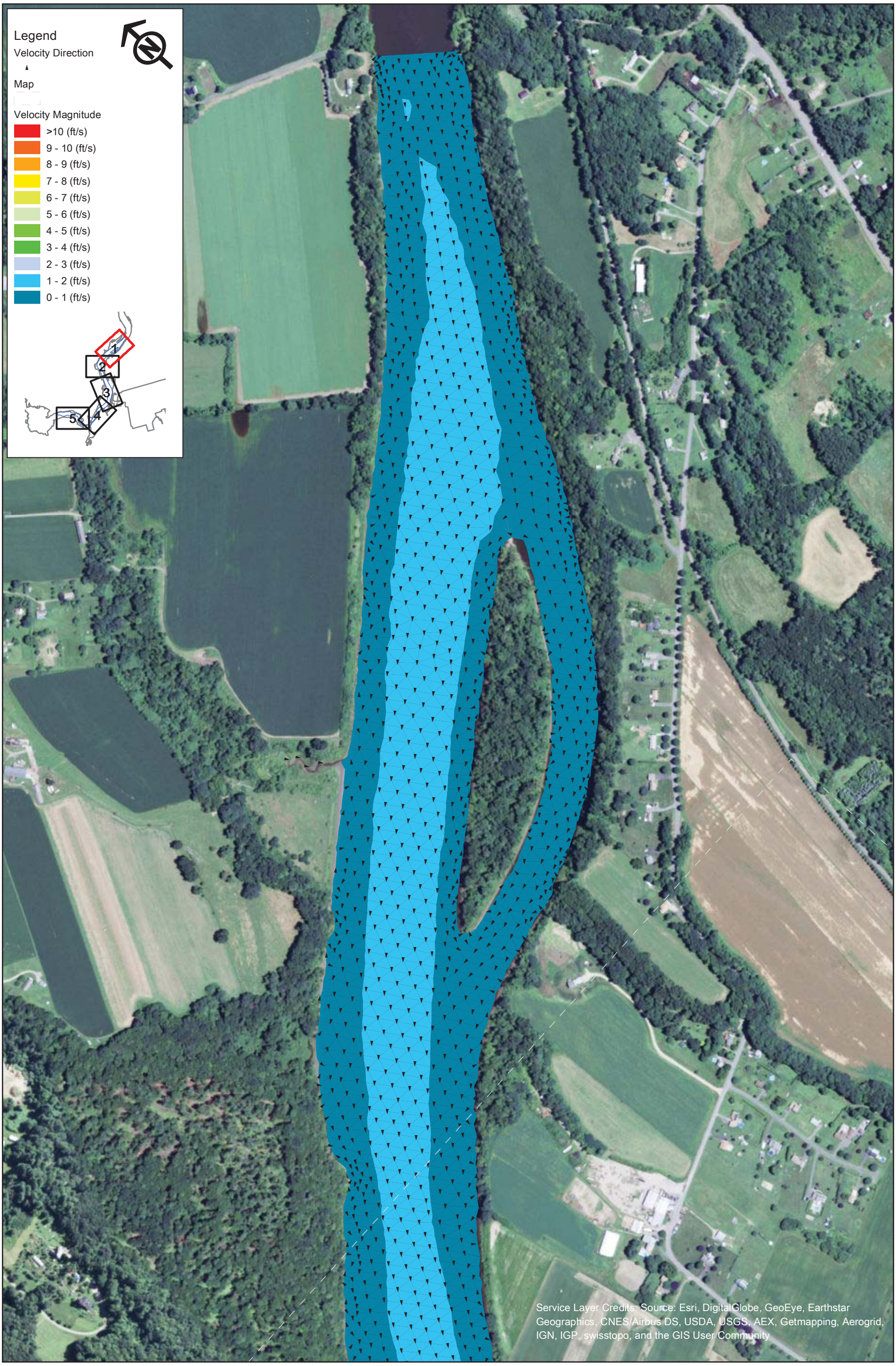

FirstLight
GDF SUEZ

Northfield Mountain Pumped Storage Project (No. 2485)
and Turners Falls Hydroelectric Project (No. 1889)

STUDY REPORT
RELICENSING STUDY 3.3.9

0 250 500 1,000 Feet

Appendix B - Velocity in the Turner Falls Impoundment 5 km Upstream and 5 km Downstream of the Northfield Tailrace

Scenario 47 - Map 1
75% Exceedance Flow (4,900 cfs), 2 Units Pumping (7,600 cfs), 181.3 WSEL at Dam

Copyright © 2015 FirstLight Power Resources All rights reserved.

Path: W:\gis\studies\3_3_09\maps\appendix_b\velocity_vectors.mxd

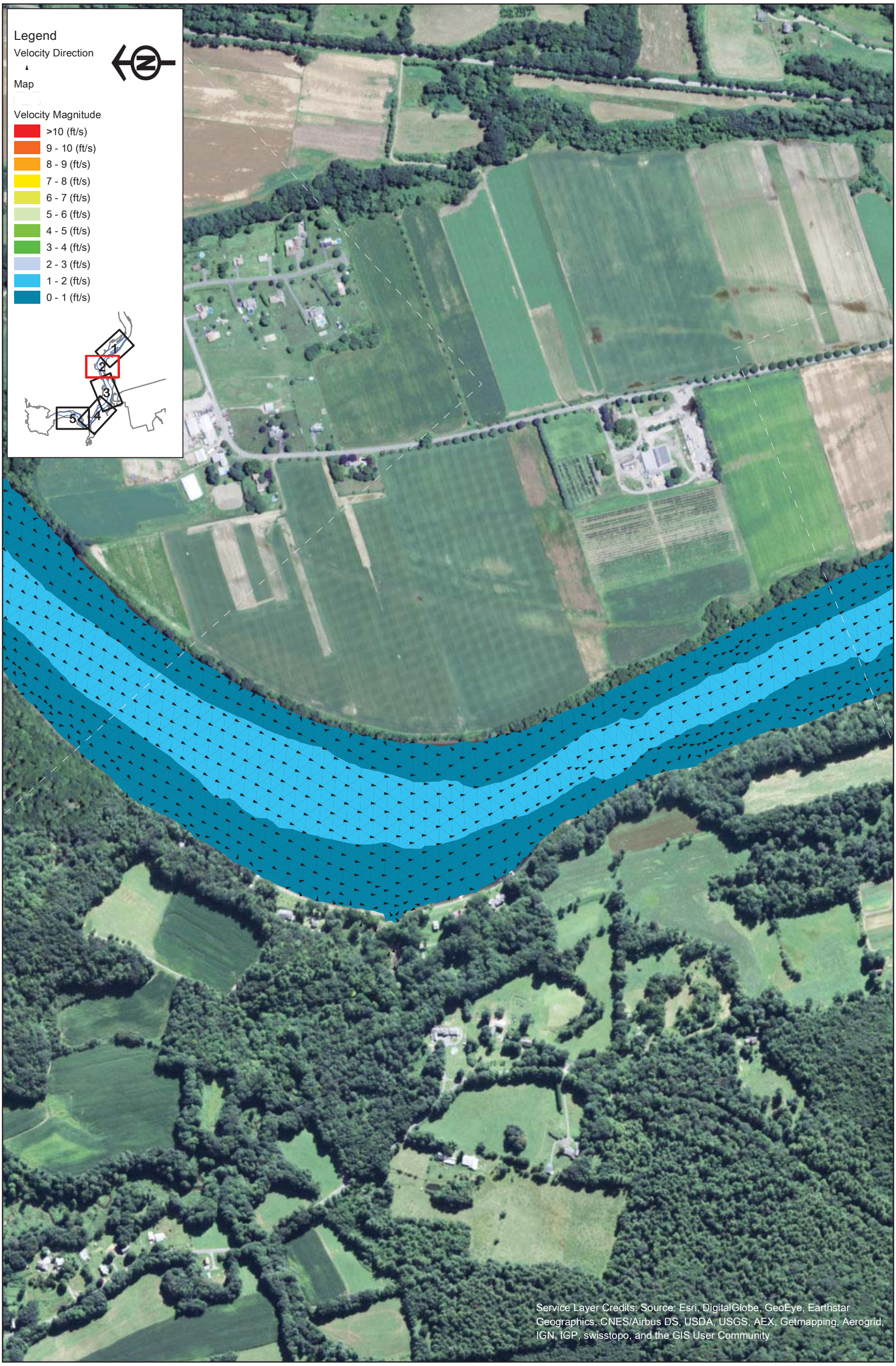

FirstLight
GDF SUEZ

Copyright © 2015 FirstLight Power Resources All rights reserved.

Northfield Mountain Pumped Storage Project (No. 2485)
and Turners Falls Hydroelectric Project (No. 1889)

STUDY REPORT
RELICENSING STUDY 3.3.9

0 250 500 1,000 Feet

Appendix B - Velocity in the Turner Falls Impoundment 5 km Upstream and 5 km Downstream of the Northfield Tailrace

Scenario 47 - Map 2
75% Exceedance Flow (4,900 cfs), 2 Units Pumping (7,600 cfs), 181.3 WSEL at Dam

Path: W:\gis\studies\3_3_09\maps\appendix_b\velocity_vectors.mxd

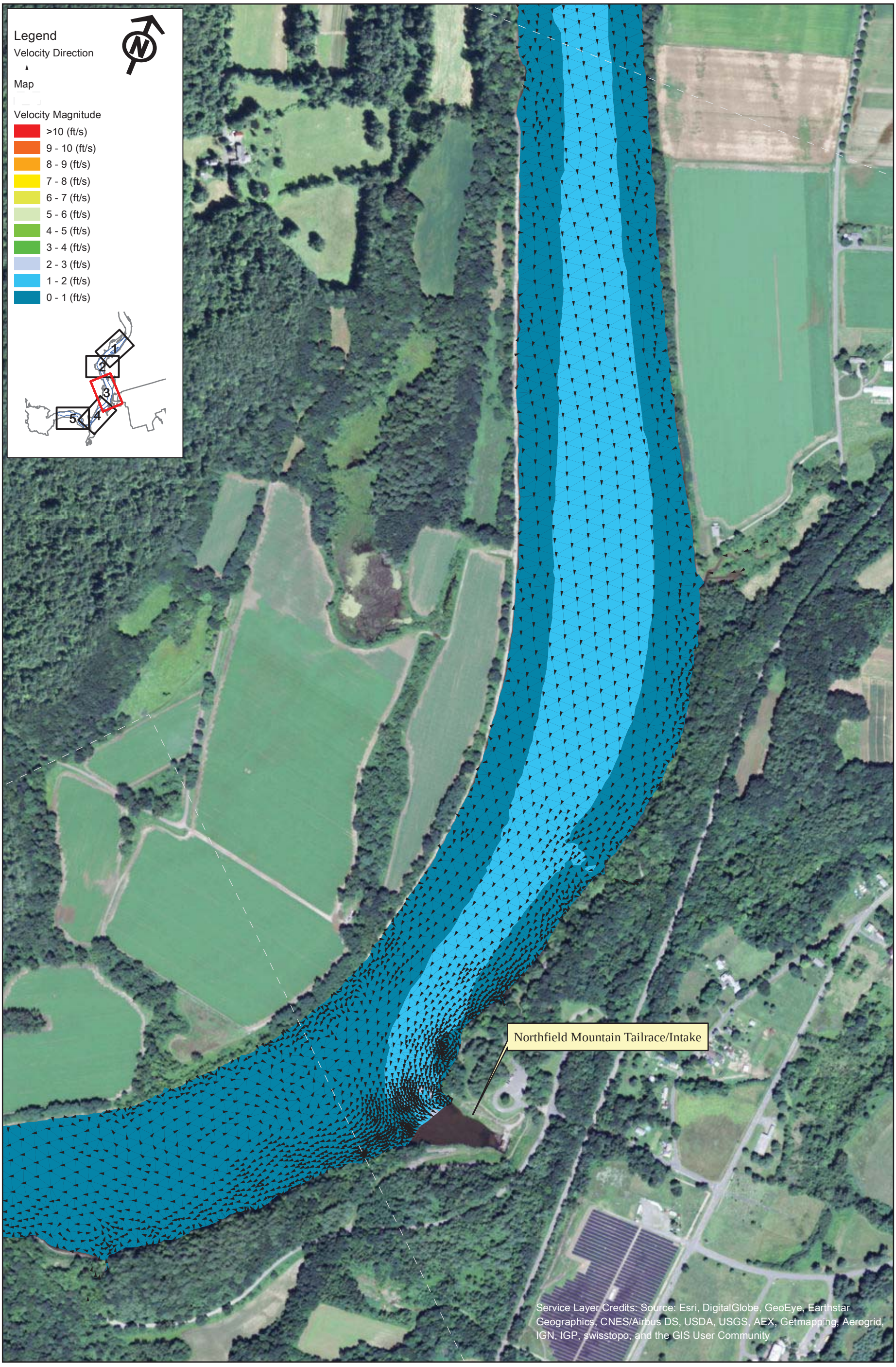

FirstLight
GDF SUEZ

Copyright © 2015 FirstLight Power Resources All rights reserved.

Northfield Mountain Pumped Storage Project (No. 2485)
and Turners Falls Hydroelectric Project (No. 1889)

STUDY REPORT
RELICENSING STUDY 3.3.9

0 250 500 1,000 Feet

Appendix B - Velocity in the Turner Falls Impoundment 5 km Upstream and 5 km Downstream of the Northfield Tailrace

Scenario 47 - Map 3
75% Exceedance Flow (4,900 cfs), 2 Units Pumping (7,600 cfs), 181.3 WSEL at Dam

Path: W:\gis\studies\3_3_09\maps\appendix_b\velocity_vectors.mxd

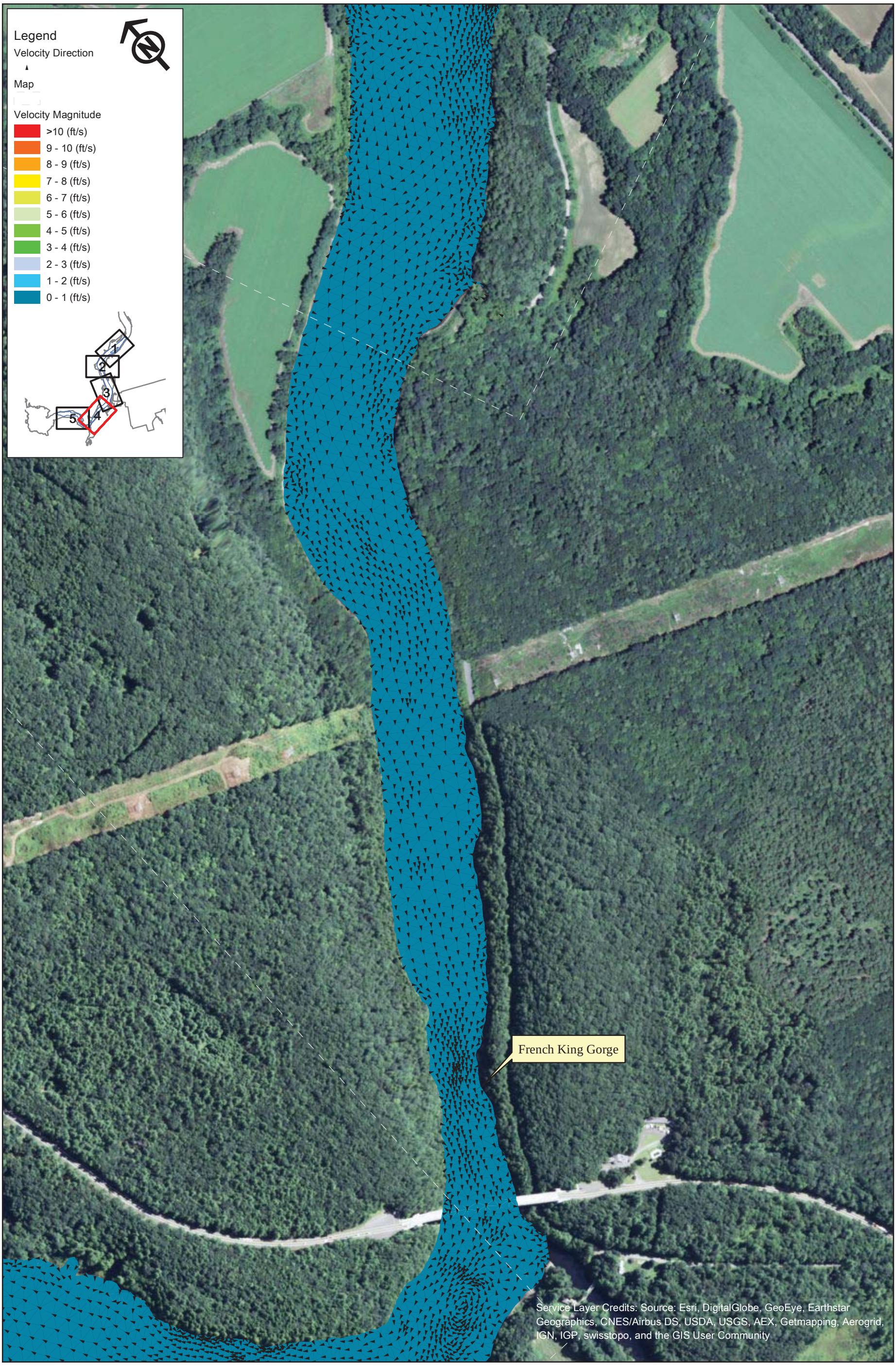

FirstLight GDF SUEZ

Northfield Mountain Pumped Storage Project (No. 2485)
and Turners Falls Hydroelectric Project (No. 1889)

STUDY REPORT
RELICENSING STUDY 3.3.9

0 250 500 1,000 Feet

Appendix B - Velocity in the Turner Falls Impoundment 5 km Upstream and 5 km Downstream of the Northfield Tailrace

Scenario 47 - Map 4
75% Exceedance Flow (4,900 cfs), 2 Units Pumping (7,600 cfs), 181.3 WSEL at Dam

Copyright © 2015 FirstLight Power Resources All rights reserved.

Path: W:\gis\studies\3_3_09\maps\appendix_b\velocity_vectors.mxd

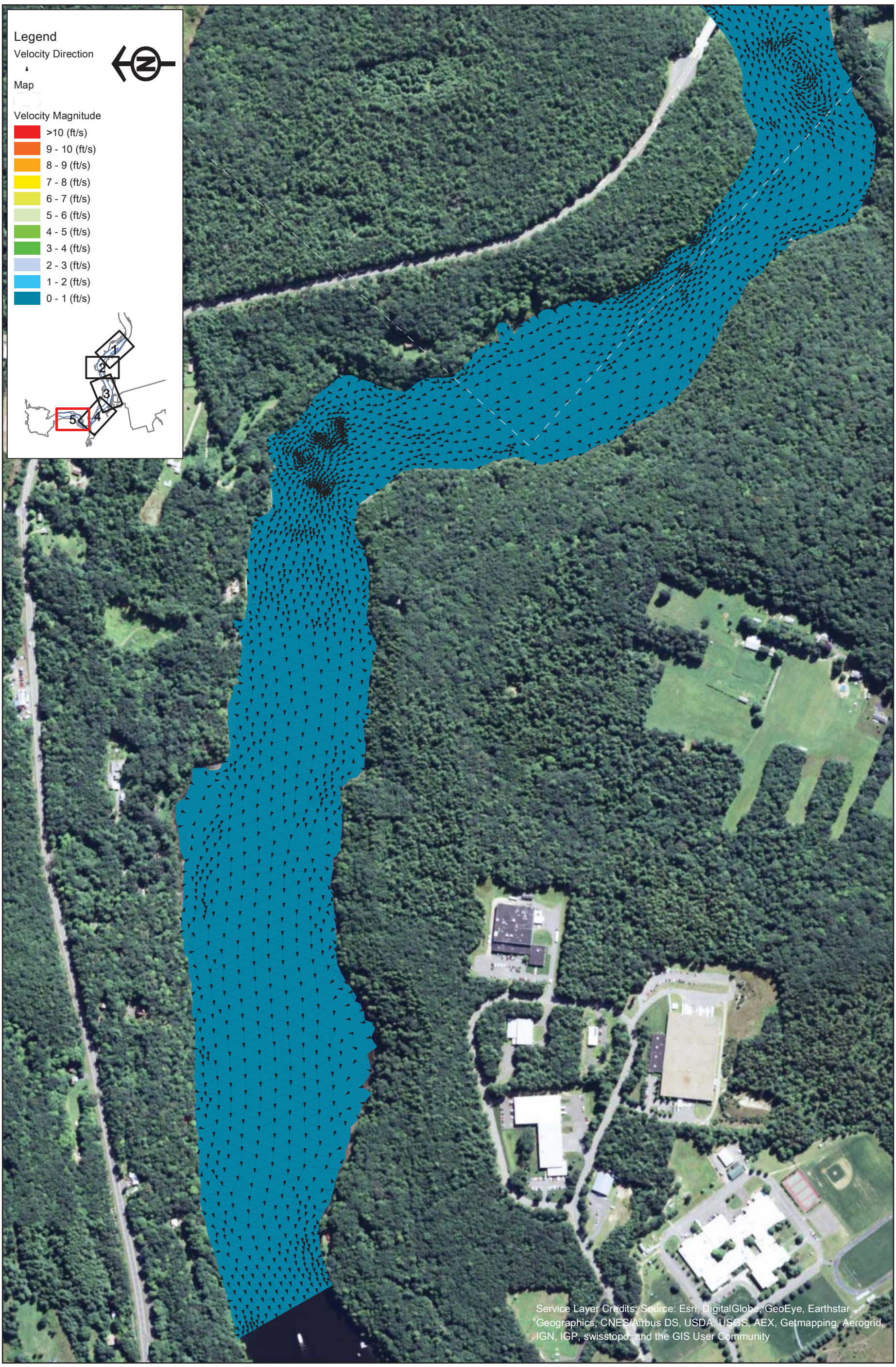

FirstLight GDF SUEZ

Northfield Mountain Pumped Storage Project (No. 2485)
and Turners Falls Hydroelectric Project (No. 1889)

STUDY REPORT
RELICENSING STUDY 3.3.9

0 250 500 1,000 Feet

Appendix B - Velocity in the Turner Falls Impoundment 5 km Upstream and 5 km Downstream of the Northfield Tailrace

Scenario 47 - Map 5
75% Exceedance Flow (4,900 cfs), 2 Units Pumping (7,600 cfs), 181.3 WSEL at Dam

Copyright © 2015 FirstLight Power Resources All rights reserved.

Path: W:\gis\studies\3_3_09\maps\appendix_b\velocity_vectors.mxd

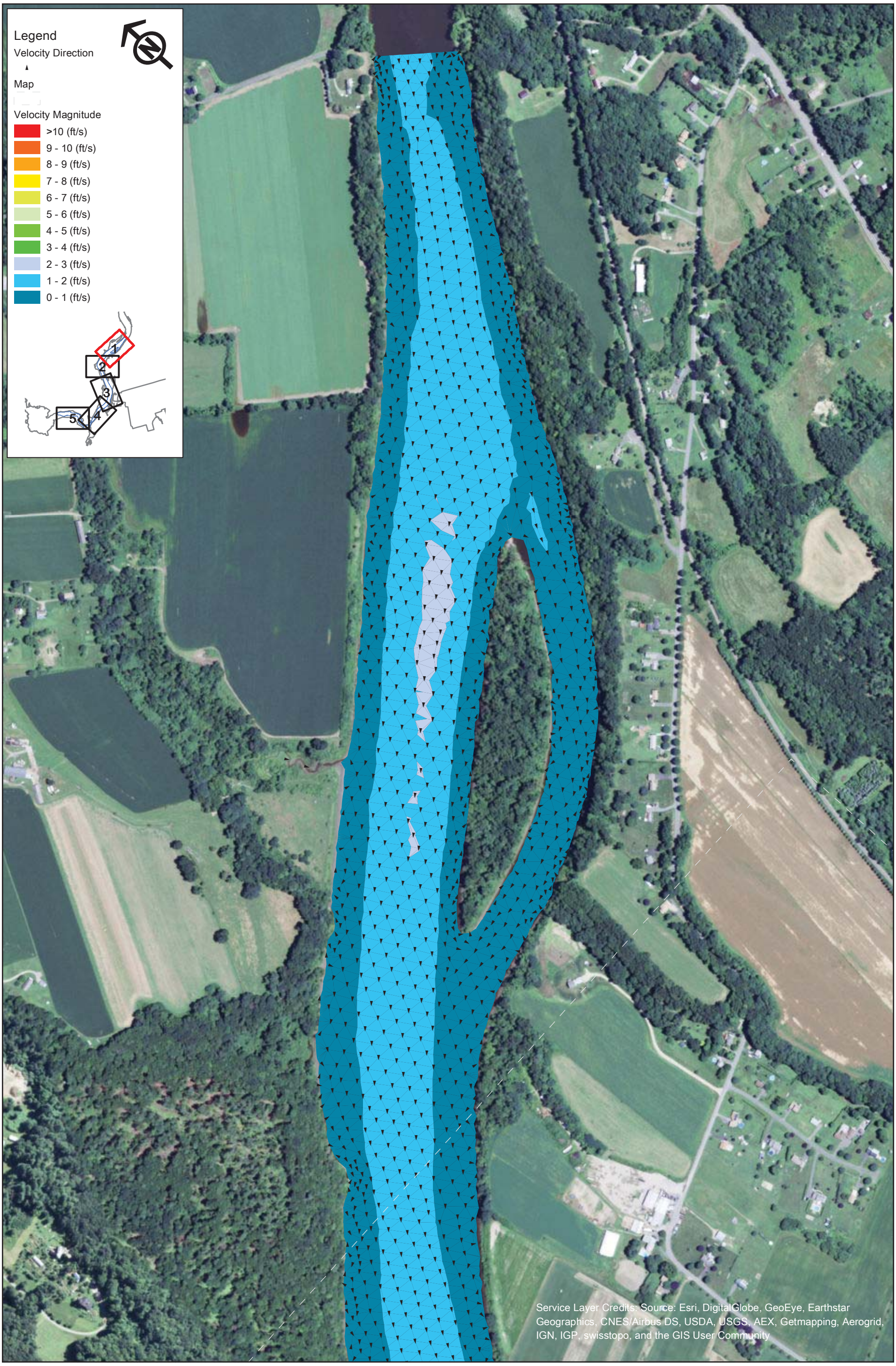

FirstLight
GDF SUEZ

Northfield Mountain Pumped Storage Project (No. 2485)
and Turners Falls Hydroelectric Project (No. 1889)

STUDY REPORT
RELICENSING STUDY 3.3.9

0 250 500 1,000 Feet

Appendix B - Velocity in the Turner Falls Impoundment 5 km Upstream and 5 km Downstream of the Northfield Tailrace

Scenario 48 - Map 1
75% Exceedance Flow (4,900 cfs), 4 Units Pumping (15,200 cfs), 181.3 WSEL at Dam

Copyright © 2015 FirstLight Power Resources All rights reserved.

Path: W:\gis\studies\3_3_09\maps\appendix_b\velocity_vectors.mxd

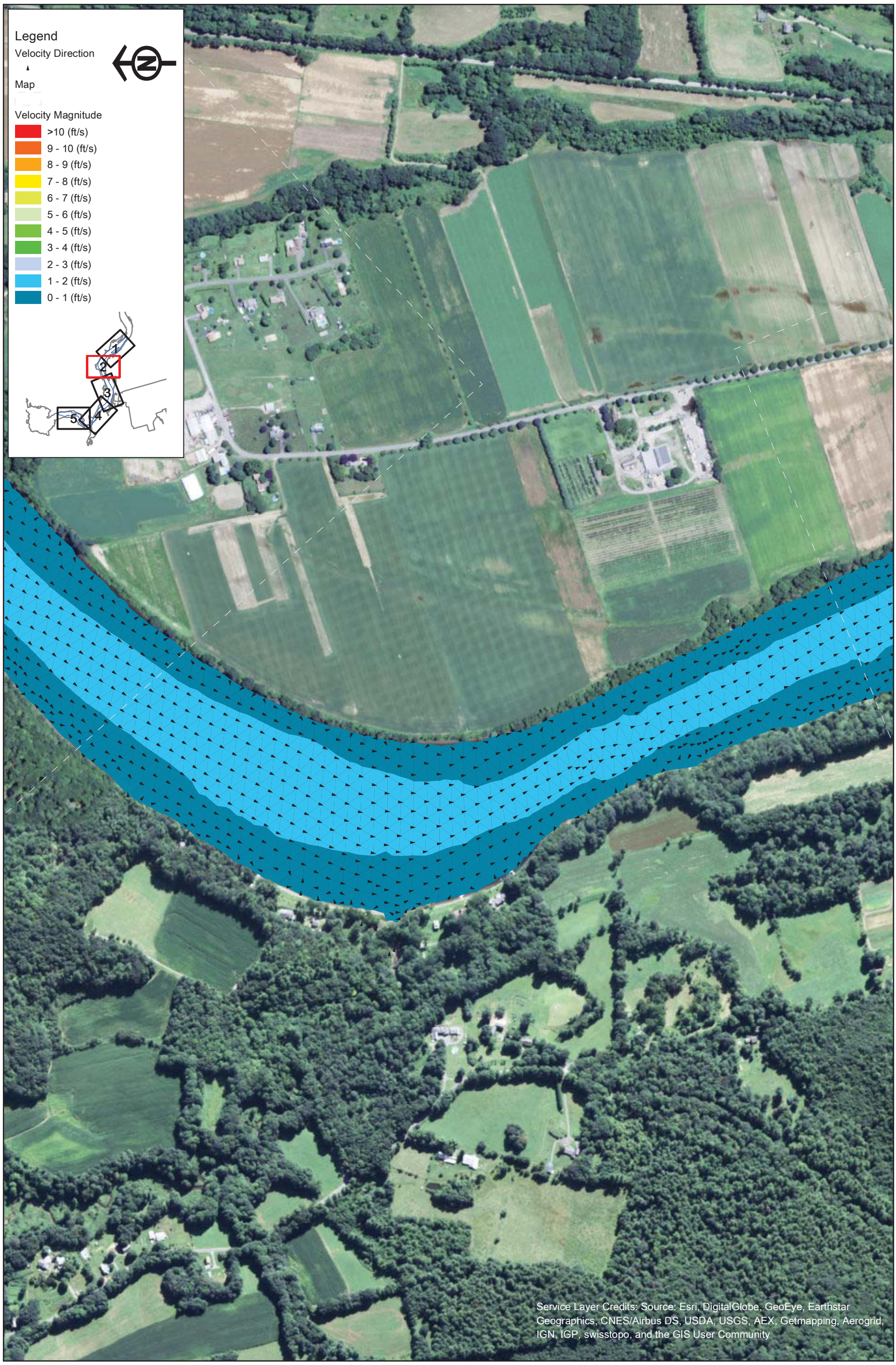

FirstLight
GDF SUEZ

Copyright © 2015 FirstLight Power Resources All rights reserved.

Northfield Mountain Pumped Storage Project (No. 2485)
and Turners Falls Hydroelectric Project (No. 1889)

STUDY REPORT
RELICENSING STUDY 3.3.9

0 250 500 1,000 Feet

Appendix B - Velocity in the Turner Falls Impoundment 5 km Upstream and 5 km Downstream of the Northfield Tailrace

Scenario 48 - Map 2
75% Exceedance Flow (4,900 cfs), 4 Units Pumping (15,200 cfs), 181.3 WSEL at Dam

Path: W:\gis\studies\3_3_09\maps\appendix_b\velocity_vectors.mxd

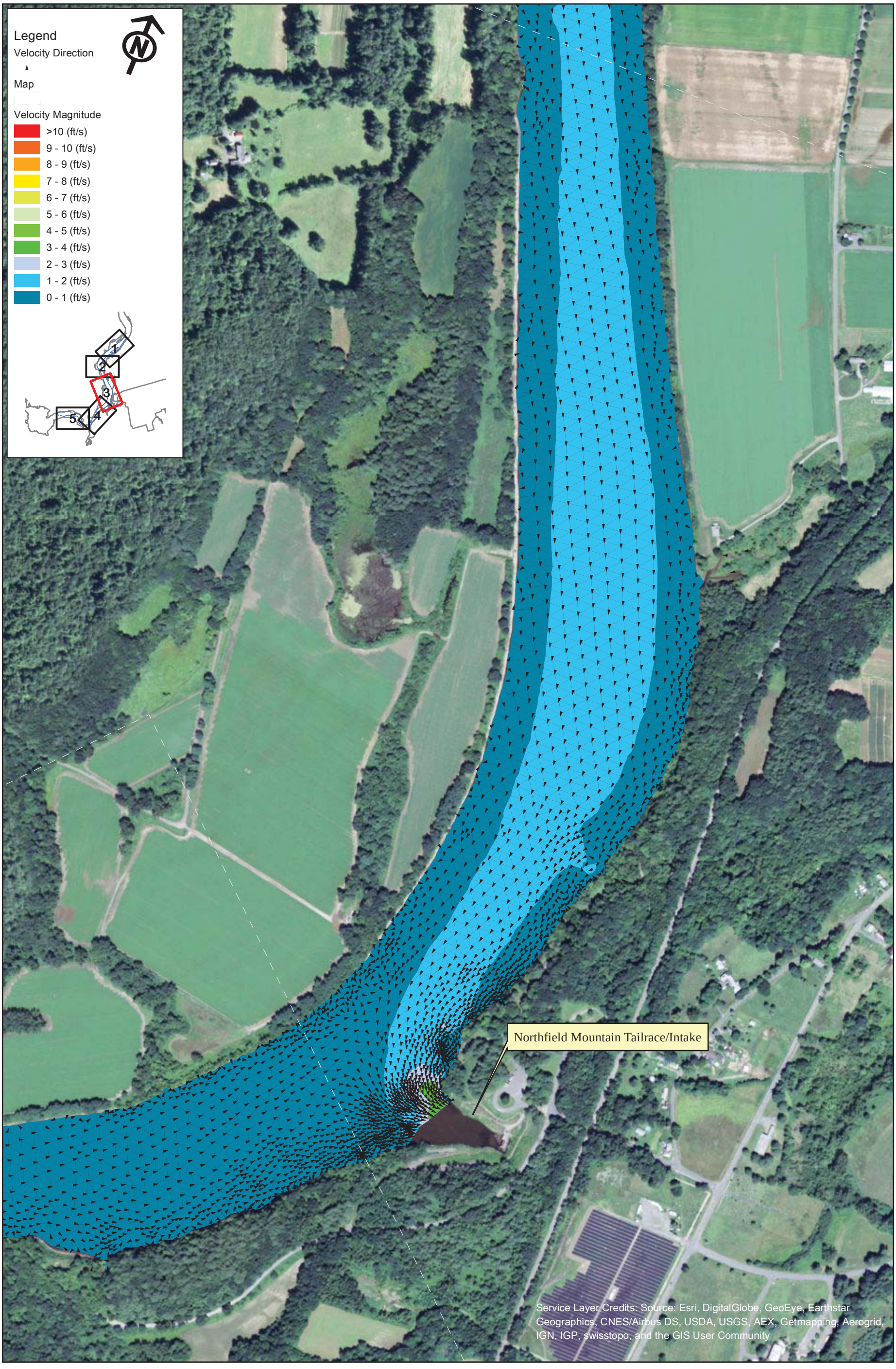

FirstLight
GDF SUEZ

Copyright © 2015 FirstLight Power Resources All rights reserved.

Northfield Mountain Pumped Storage Project (No. 2485)
and Turners Falls Hydroelectric Project (No. 1889)

STUDY REPORT
RELICENSING STUDY 3.3.9

0 250 500 1,000 Feet

Appendix B - Velocity in the Turner Falls Impoundment 5 km Upstream and 5 km Downstream of the Northfield Tailrace

Scenario 48 - Map 3
75% Exceedance Flow (4,900 cfs), 4 Units Pumping (15,200 cfs), 181.3 WSEL at Dam

Path: W:\gis\studies\3_3_09\maps\appendix_b\velocity_vectors.mxd

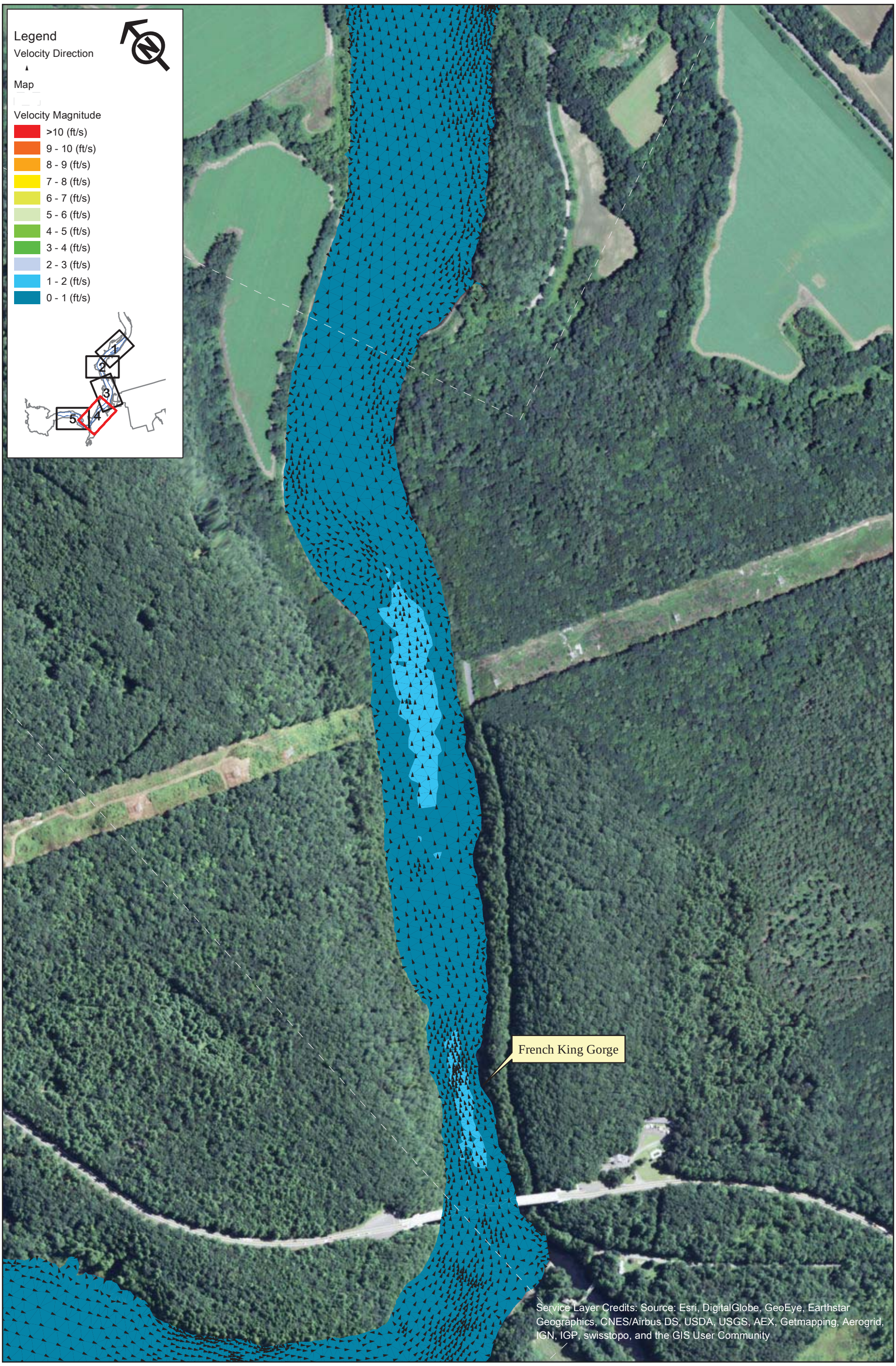

FirstLight GDF SUEZ

Northfield Mountain Pumped Storage Project (No. 2485)
and Turners Falls Hydroelectric Project (No. 1889)

STUDY REPORT
RELICENSING STUDY 3.3.9

0 250 500 1,000 Feet

Appendix B - Velocity in the Turner Falls Impoundment 5 km Upstream and 5 km Downstream of the Northfield Tailrace

Scenario 48 - Map 4
75% Exceedance Flow (4,900 cfs), 4 Units Pumping (15,200 cfs), 181.3 WSEL at Dam

Copyright © 2015 FirstLight Power Resources All rights reserved.

Path: W:\gis\studies\3_3_09\maps\appendix_b\velocity_vectors.mxd

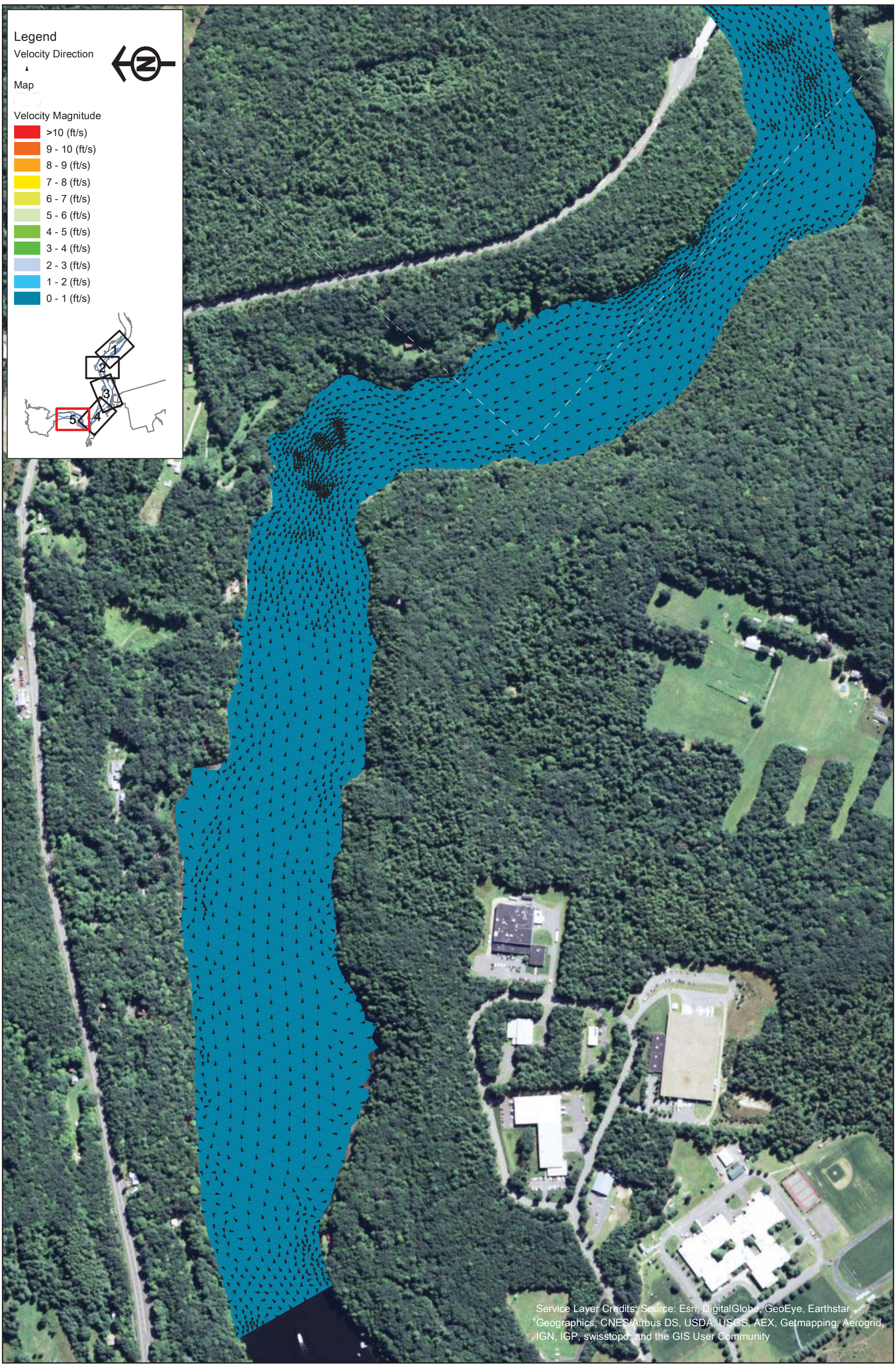

FirstLight GDF SUEZ

Northfield Mountain Pumped Storage Project (No. 2485)
and Turners Falls Hydroelectric Project (No. 1889)

STUDY REPORT
RELICENSING STUDY 3.3.9

0 250 500 1,000 Feet

Appendix B - Velocity in the Turner Falls Impoundment 5 km Upstream and 5 km Downstream of the Northfield Tailrace

Scenario 48 - Map 5
75% Exceedance Flow (4,900 cfs), 4 Units Pumping (15,200 cfs), 181.3 WSEL at Dam

Copyright © 2015 FirstLight Power Resources All rights reserved.

Path: W:\gis\studies\3_3_09\maps\appendix_b\velocity_vectors.mxd

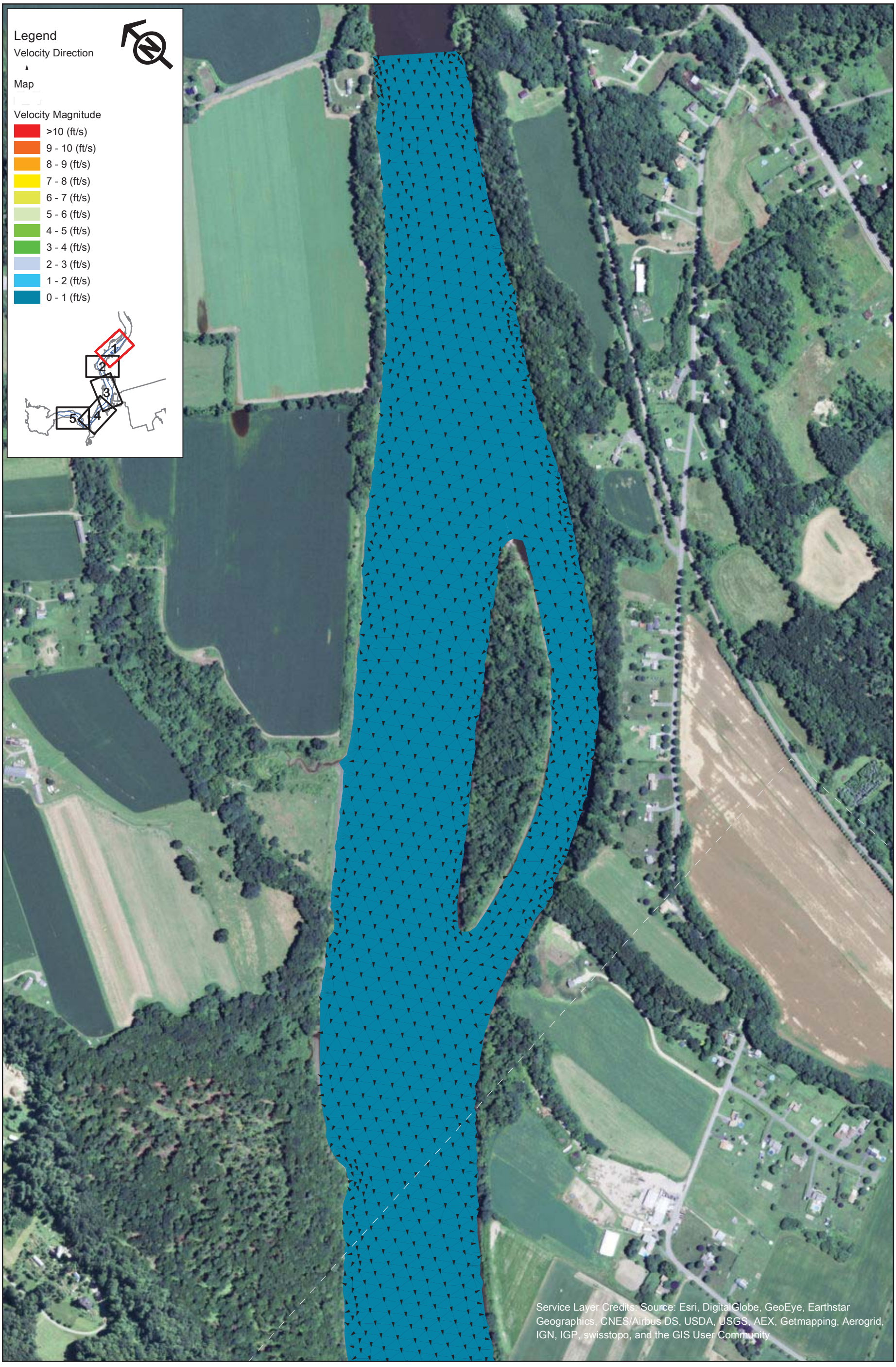

FirstLight
GDF SUEZ

Northfield Mountain Pumped Storage Project (No. 2485)
and Turners Falls Hydroelectric Project (No. 1889)

STUDY REPORT
RELICENSING STUDY 3.3.9

0 250 500 1,000 Feet

Appendix B - Velocity in the Turner Falls Impoundment 5 km Upstream and 5 km Downstream of the Northfield Tailrace

Scenario 49 - Map 1
50% Exceedance Flow (8,440 cfs), 2 Units Generating (10,000 cfs), 181.3 WSEL at Dam

Copyright © 2015 FirstLight Power Resources All rights reserved.

Path: W:\gis\studies\3_3_09\maps\appendix_b\velocity_vectors.mxd

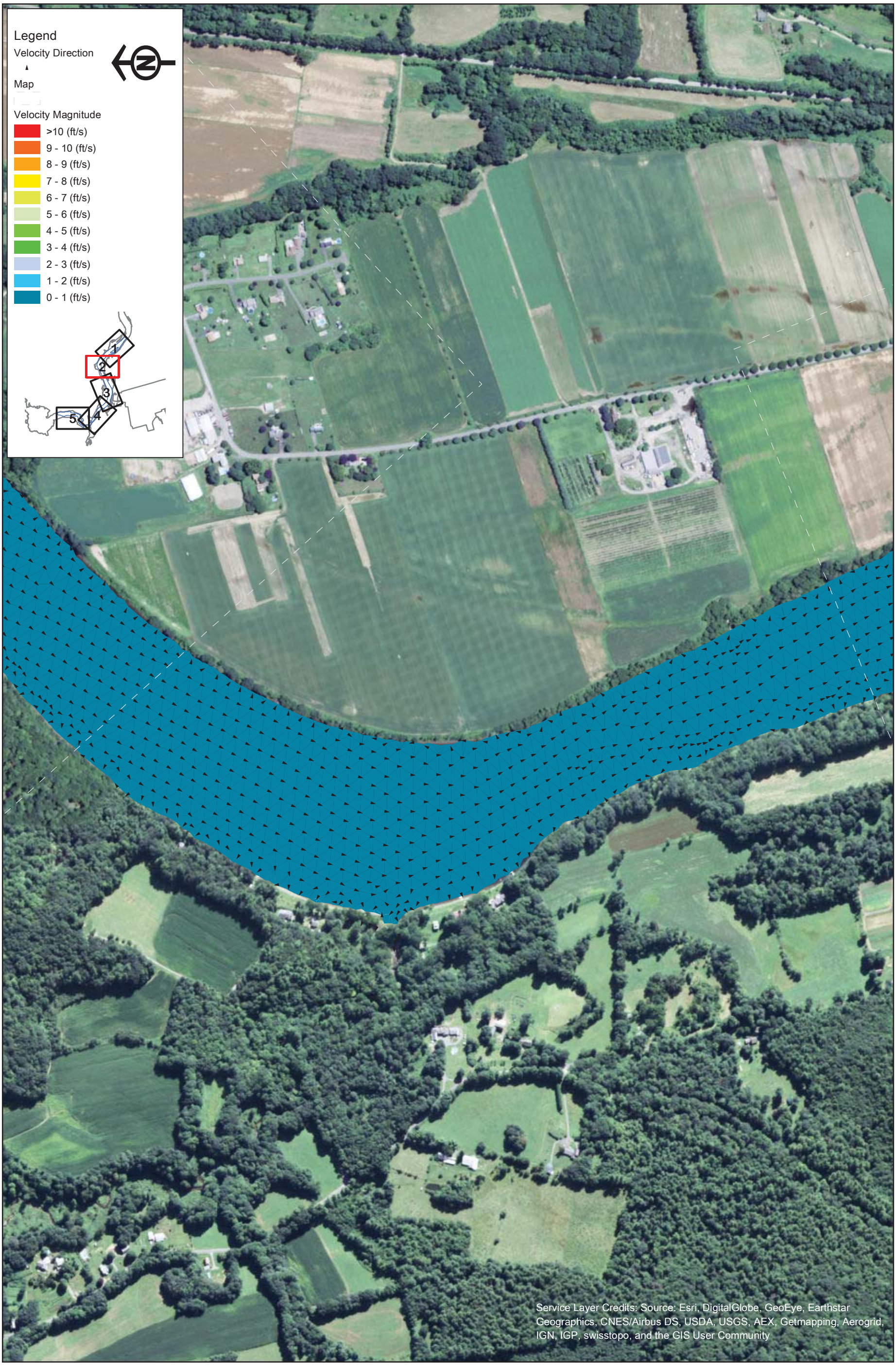

FirstLight GDF SUEZ

Northfield Mountain Pumped Storage Project (No. 2485)
and Turners Falls Hydroelectric Project (No. 1889)

STUDY REPORT
RELICENSING STUDY 3.3.9

0 250 500 1,000 Feet

Appendix B - Velocity in the Turner Falls Impoundment 5 km Upstream and 5 km Downstream of the Northfield Tailrace

Scenario 49 - Map 2
50% Exceedance Flow (8,440 cfs), 2 Units Generating (10,000 cfs), 181.3 WSEL at Dam

Copyright © 2015 FirstLight Power Resources All rights reserved.

Path: W:\gis\studies\3_3_09\maps\appendix_b\velocity_vectors.mxd

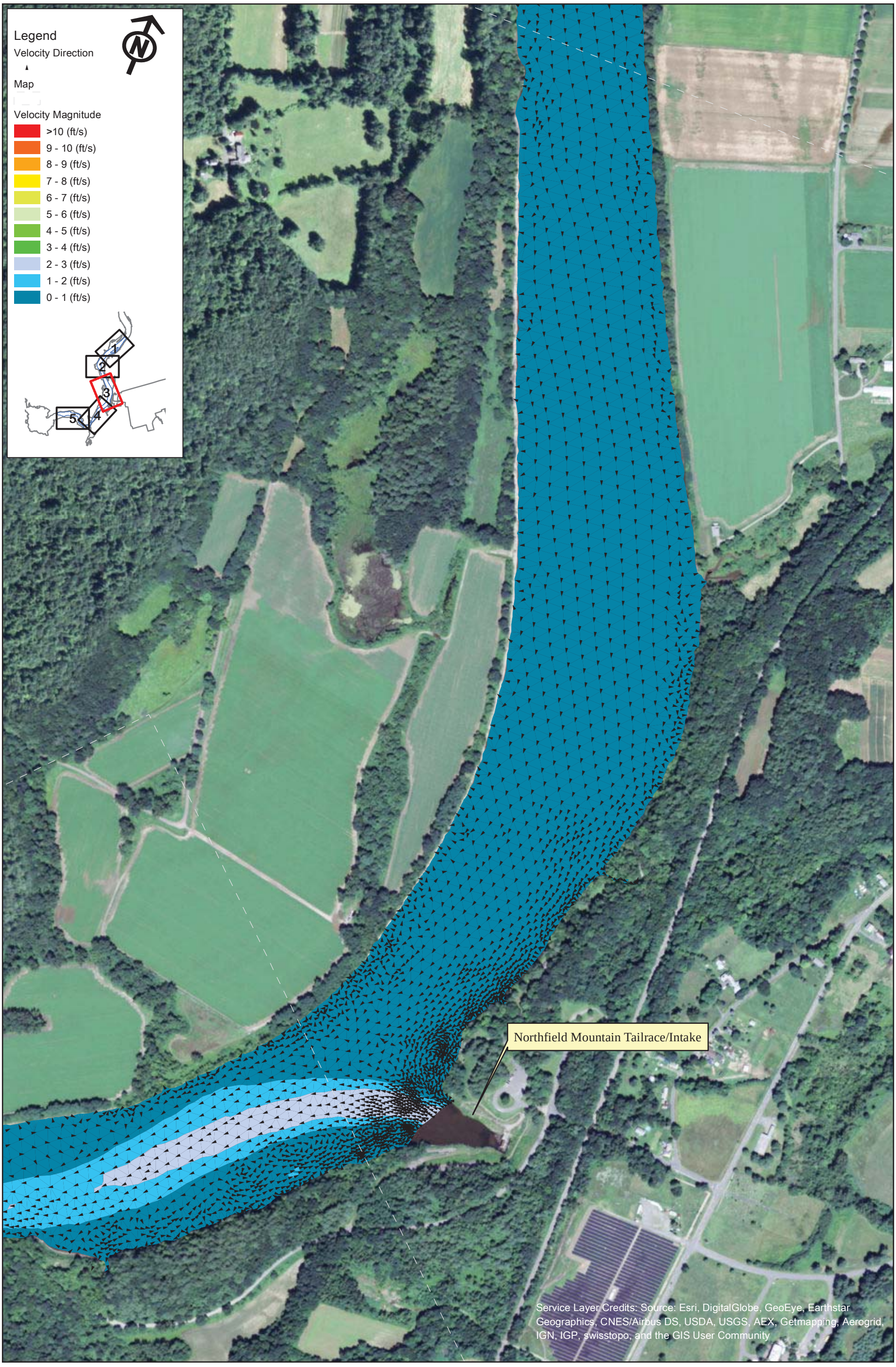

FirstLight
GDF SUEZ

Copyright © 2015 FirstLight Power Resources All rights reserved.

Northfield Mountain Pumped Storage Project (No. 2485)
and Turners Falls Hydroelectric Project (No. 1889)

STUDY REPORT
RELICENSING STUDY 3.3.9

0 250 500 1,000 Feet

Appendix B - Velocity in the Turner Falls Impoundment 5 km Upstream and 5 km Downstream of the Northfield Tailrace

Scenario 49 - Map 3
50% Exceedance Flow (8,440 cfs), 2 Units Generating (10,000 cfs), 181.3 WSEL at Dam

Path: W:\gis\studies\3_3_09\maps\appendix_b\velocity_vectors.mxd

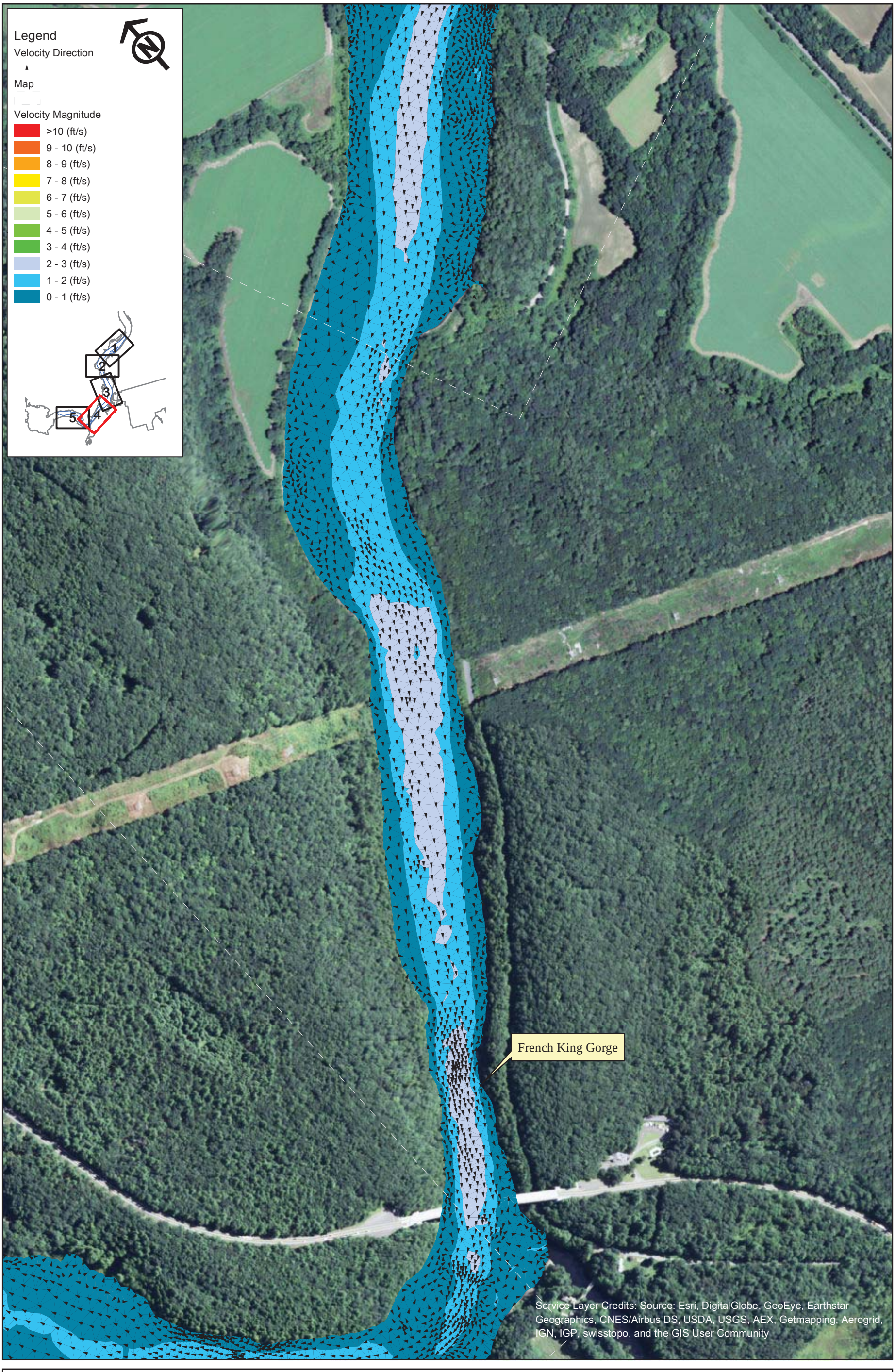

FirstLight
GDF SUEZ

Copyright © 2015 FirstLight Power Resources All rights reserved.

Northfield Mountain Pumped Storage Project (No. 2485)
and Turners Falls Hydroelectric Project (No. 1889)

STUDY REPORT
RELICENSING STUDY 3.3.9

0 250 500 1,000 Feet

Appendix B - Velocity in the Turner Falls Impoundment 5 km Upstream and 5 km Downstream of the Northfield Tailrace

Scenario 49 - Map 4
50% Exceedance Flow (8,440 cfs), 2 Units Generating (10,000 cfs), 181.3 WSEL at Dam

Path: W:\gis\studies\3_3_09\maps\appendix_b\velocity_vectors.mxd

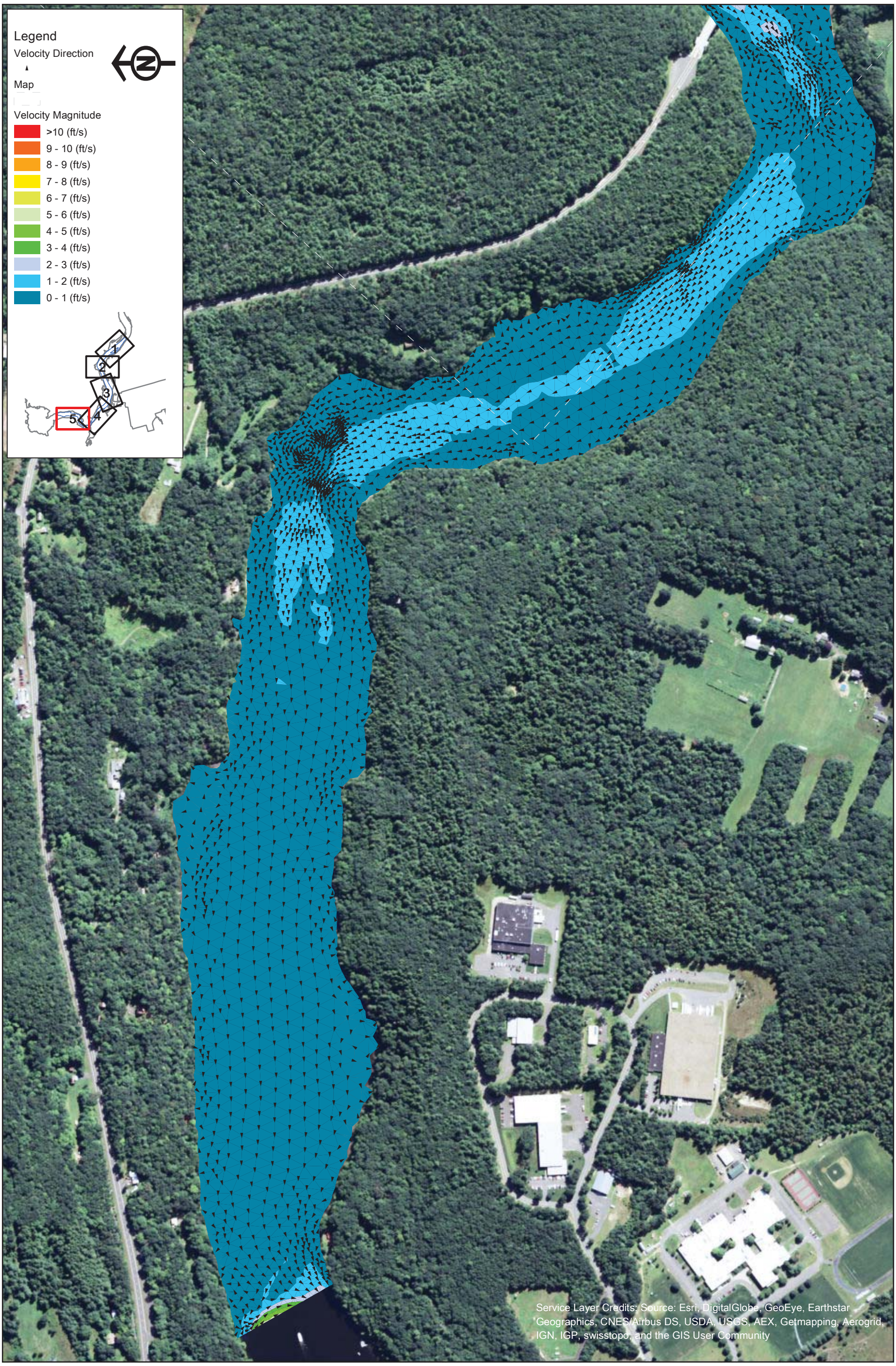

FirstLight GDF SUEZ

Northfield Mountain Pumped Storage Project (No. 2485)
and Turners Falls Hydroelectric Project (No. 1889)

STUDY REPORT
RELICENSING STUDY 3.3.9

0 250 500 1,000 Feet

Appendix B - Velocity in the Turner Falls Impoundment 5 km Upstream and 5 km Downstream of the Northfield Tailrace

Scenario 49 - Map 5
50% Exceedance Flow (8,440 cfs), 2 Units Generating (10,000 cfs), 181.3 WSEL at Dam

Copyright © 2015 FirstLight Power Resources All rights reserved.

Path: W:\gis\studies\3_3_09\maps\appendix_b\velocity_vectors.mxd

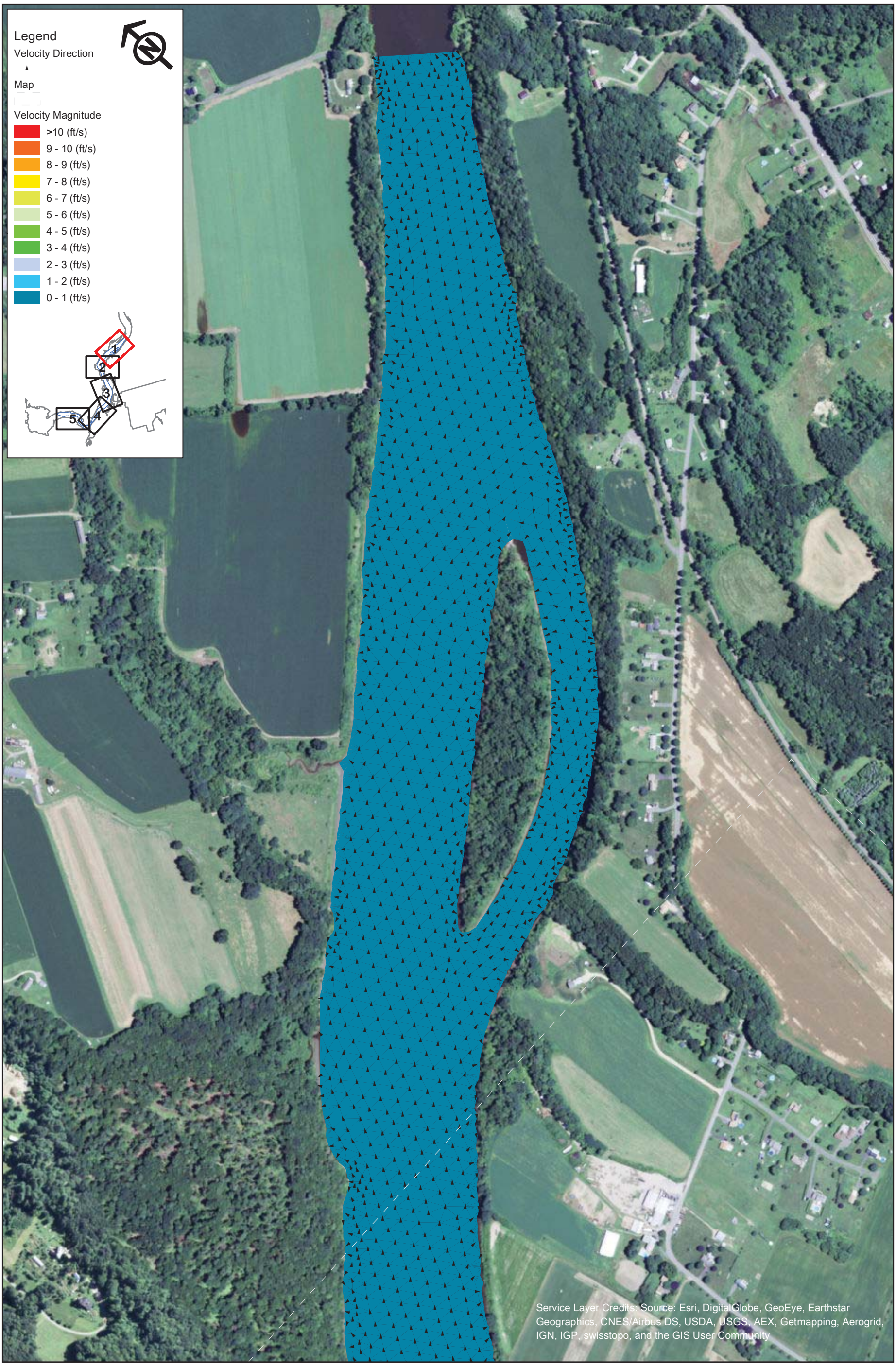

FirstLight
GDF SUEZ

Northfield Mountain Pumped Storage Project (No. 2485)
and Turners Falls Hydroelectric Project (No. 1889)

STUDY REPORT
RELICENSING STUDY 3.3.9

0 250 500 1,000 Feet

Appendix B - Velocity in the Turner Falls Impoundment 5 km Upstream and 5 km Downstream of the Northfield Tailrace

Scenario 50 - Map 1
50% Exceedance Flow (8,440 cfs), 4 Units Generating (20,000 cfs), 181.3 WSEL at Dam

Copyright © 2015 FirstLight Power Resources All rights reserved.

Path: W:\gis\studies\3_3_09\maps\appendix_b\velocity_vectors.mxd

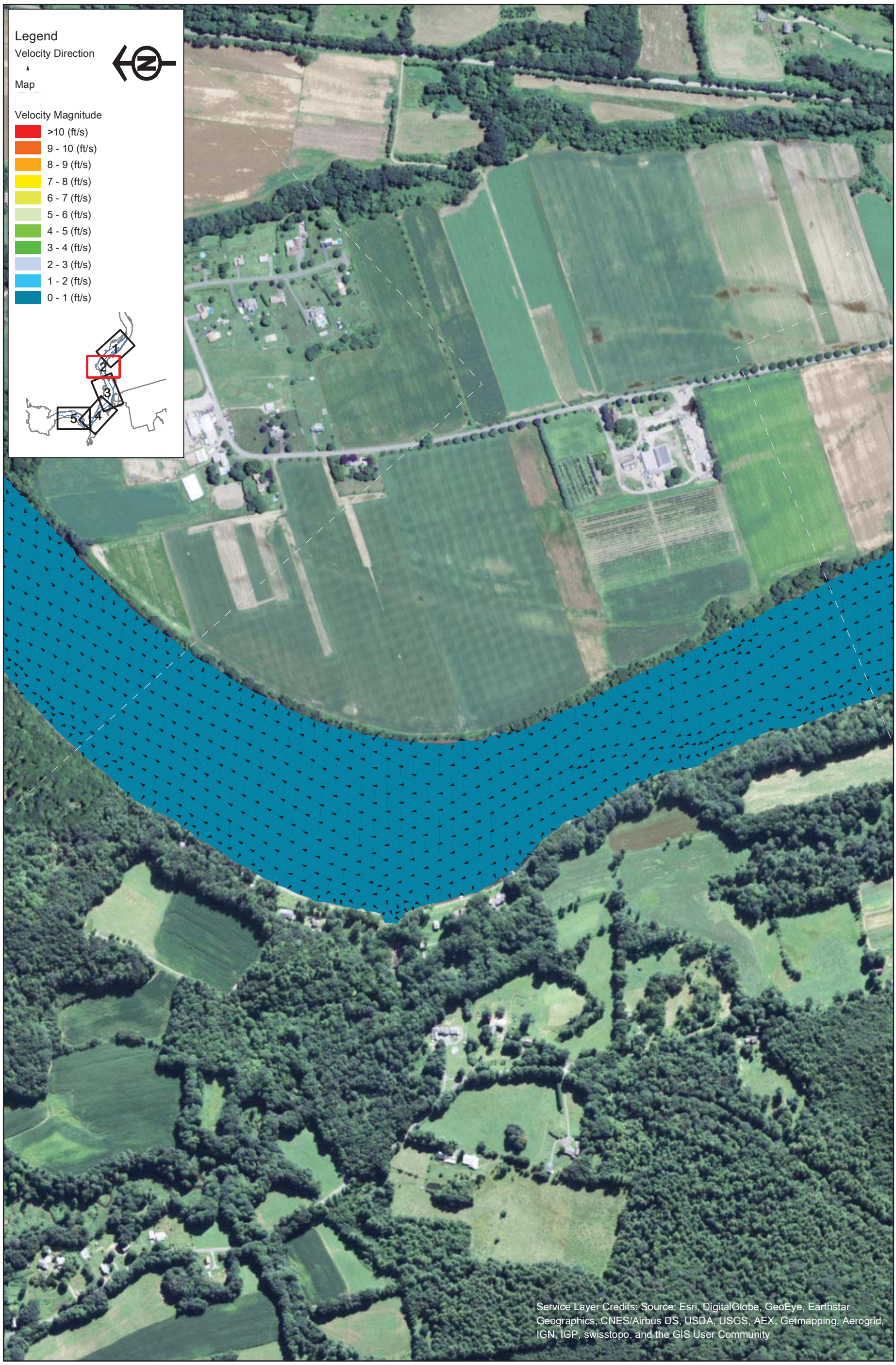

FirstLight GDF SUEZ

Northfield Mountain Pumped Storage Project (No. 2485)
and Turners Falls Hydroelectric Project (No. 1889)

STUDY REPORT
RELICENSING STUDY 3.3.9

0 250 500 1,000 Feet

Appendix B - Velocity in the Turner Falls Impoundment 5 km Upstream and 5 km Downstream of the Northfield Tailrace

Scenario 50 - Map 2
50% Exceedance Flow (8,440 cfs), 4 Units Generating (20,000 cfs), 181.3 WSEL at Dam

Copyright © 2015 FirstLight Power Resources All rights reserved.

Path: W:\gis\studies\3_3_09\maps\appendix_b\velocity_vectors.mxd

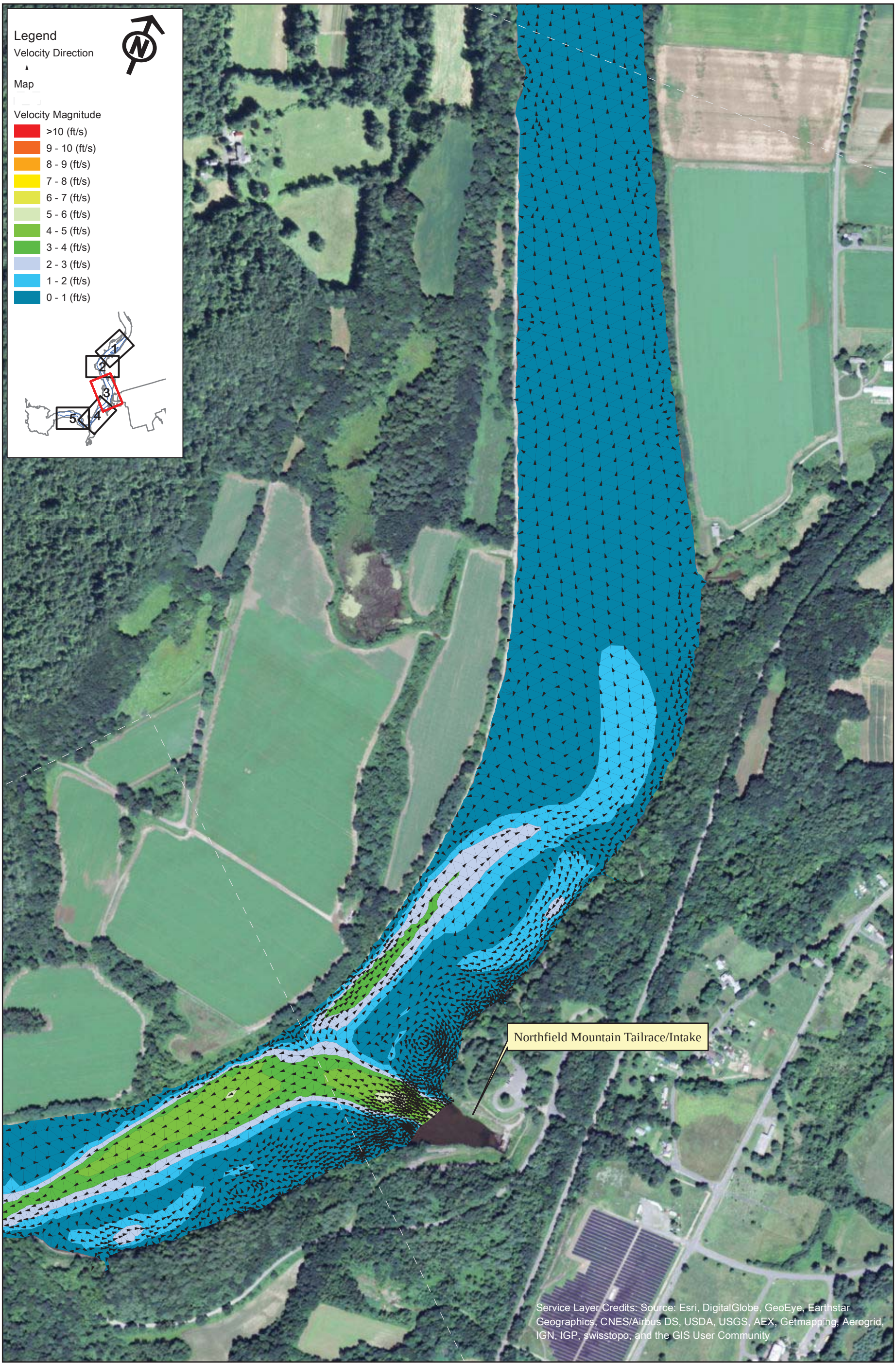

FirstLight GDF SUEZ

Northfield Mountain Pumped Storage Project (No. 2485)
and Turners Falls Hydroelectric Project (No. 1889)

STUDY REPORT
RELICENSING STUDY 3.3.9

0 250 500 1,000 Feet

Appendix B - Velocity in the Turner Falls Impoundment 5 km Upstream and 5 km Downstream of the Northfield Tailrace

Scenario 50 - Map 3
50% Exceedance Flow (8,440 cfs), 4 Units Generating (20,000 cfs), 181.3 WSEL at Dam

Copyright © 2015 FirstLight Power Resources All rights reserved.

Path: W:\gis\studies\3_3_09\maps\appendix_b\velocity_vectors.mxd

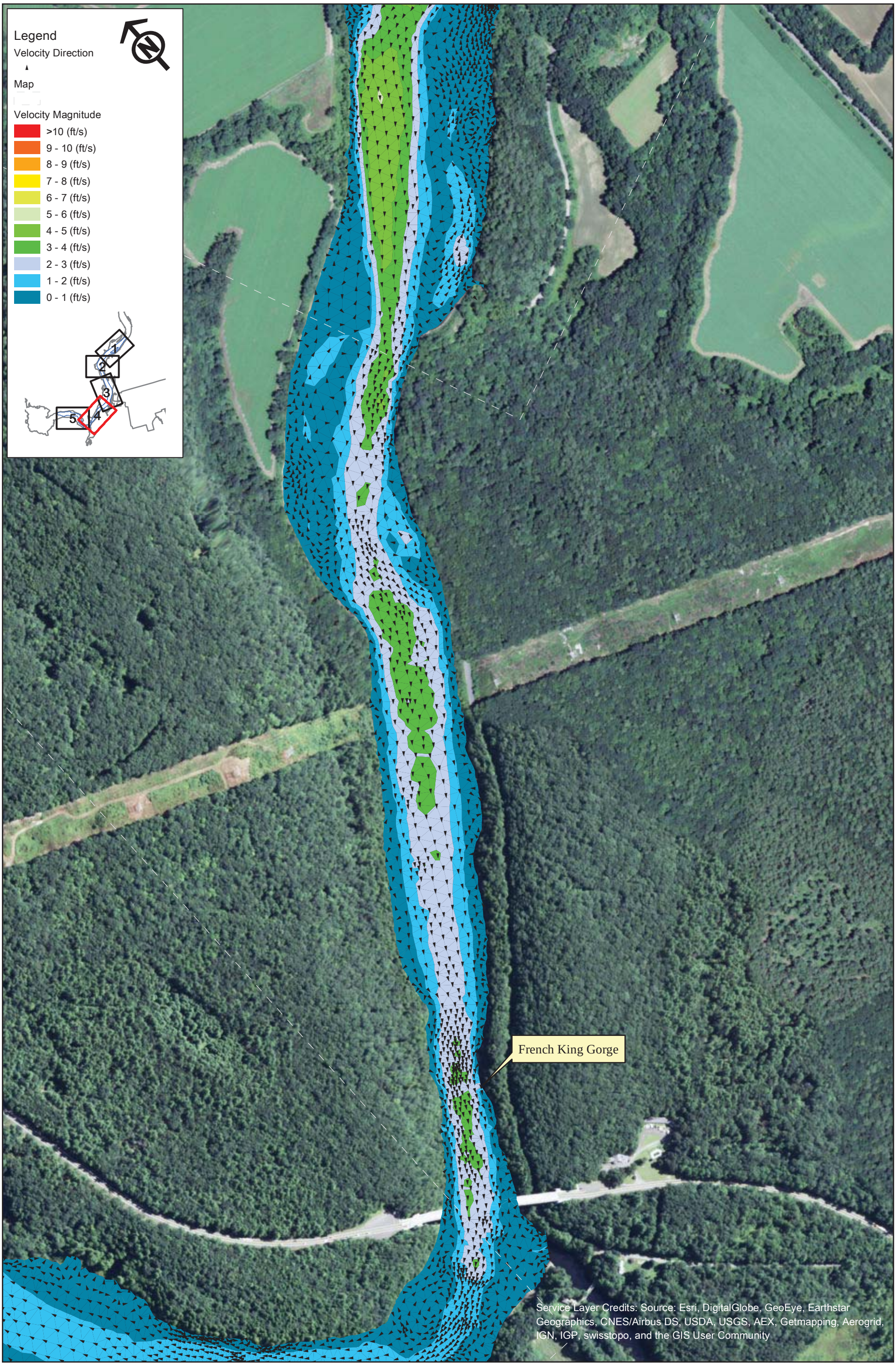

FirstLight
GDF SUEZ

Copyright © 2015 FirstLight Power Resources All rights reserved.

Northfield Mountain Pumped Storage Project (No. 2485)
and Turners Falls Hydroelectric Project (No. 1889)

STUDY REPORT
RELICENSING STUDY 3.3.9

0 250 500 1,000 Feet

Appendix B - Velocity in the Turner Falls Impoundment 5 km Upstream and 5 km Downstream of the Northfield Tailrace

Scenario 50 - Map 4
50% Exceedance Flow (8,440 cfs), 4 Units Generating (20,000 cfs), 181.3 WSEL at Dam

Path: W:\gis\studies\3_3_09\maps\appendix_b\velocity_vectors.mxd

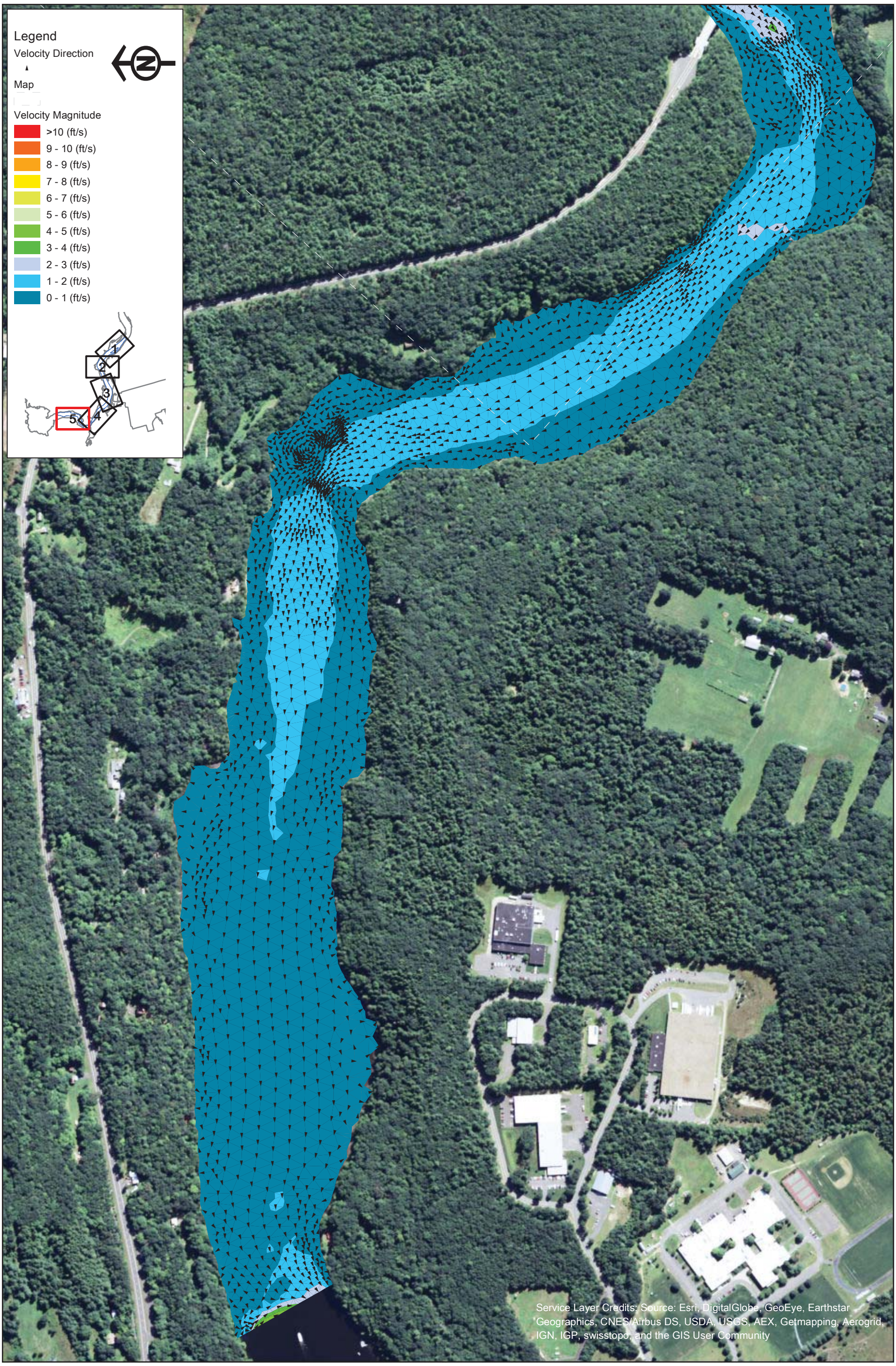

FirstLight GDF SUEZ

Northfield Mountain Pumped Storage Project (No. 2485)
and Turners Falls Hydroelectric Project (No. 1889)

STUDY REPORT
RELICENSING STUDY 3.3.9

0 250 500 1,000 Feet

Appendix B - Velocity in the Turner Falls Impoundment 5 km Upstream and 5 km Downstream of the Northfield Tailrace

Scenario 50 - Map 5
50% Exceedance Flow (8,440 cfs), 4 Units Generating (20,000 cfs), 181.3 WSEL at Dam

Copyright © 2015 FirstLight Power Resources All rights reserved.

Path: W:\gis\studies\3_3_09\maps\appendix_b\velocity_vectors.mxd

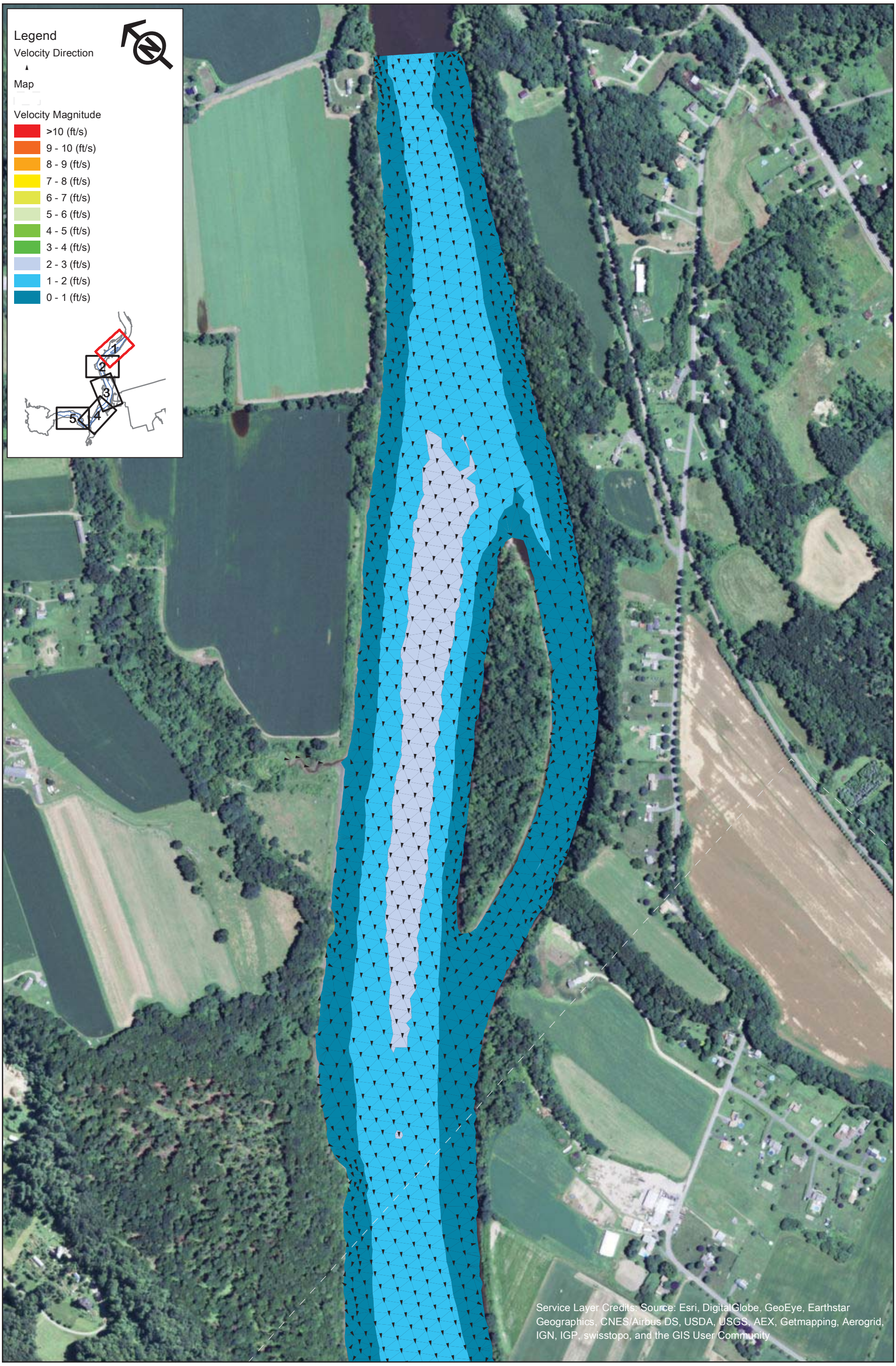

FirstLight GDF SUEZ

Northfield Mountain Pumped Storage Project (No. 2485)
and Turners Falls Hydroelectric Project (No. 1889)

STUDY REPORT
RELICENSING STUDY 3.3.9

0 250 500 1,000 Feet

Appendix B - Velocity in the Turner Falls Impoundment 5 km Upstream and 5 km Downstream of the Northfield Tailrace

Scenario 51 - Map 1
50% Exceedance Flow (8,440 cfs), 2 Units Pumping (7,600 cfs), 181.3 WSEL at Dam

Copyright © 2015 FirstLight Power Resources All rights reserved.

Path: W:\gis\studies\3_3_09\maps\appendix_b\velocity_vectors.mxd

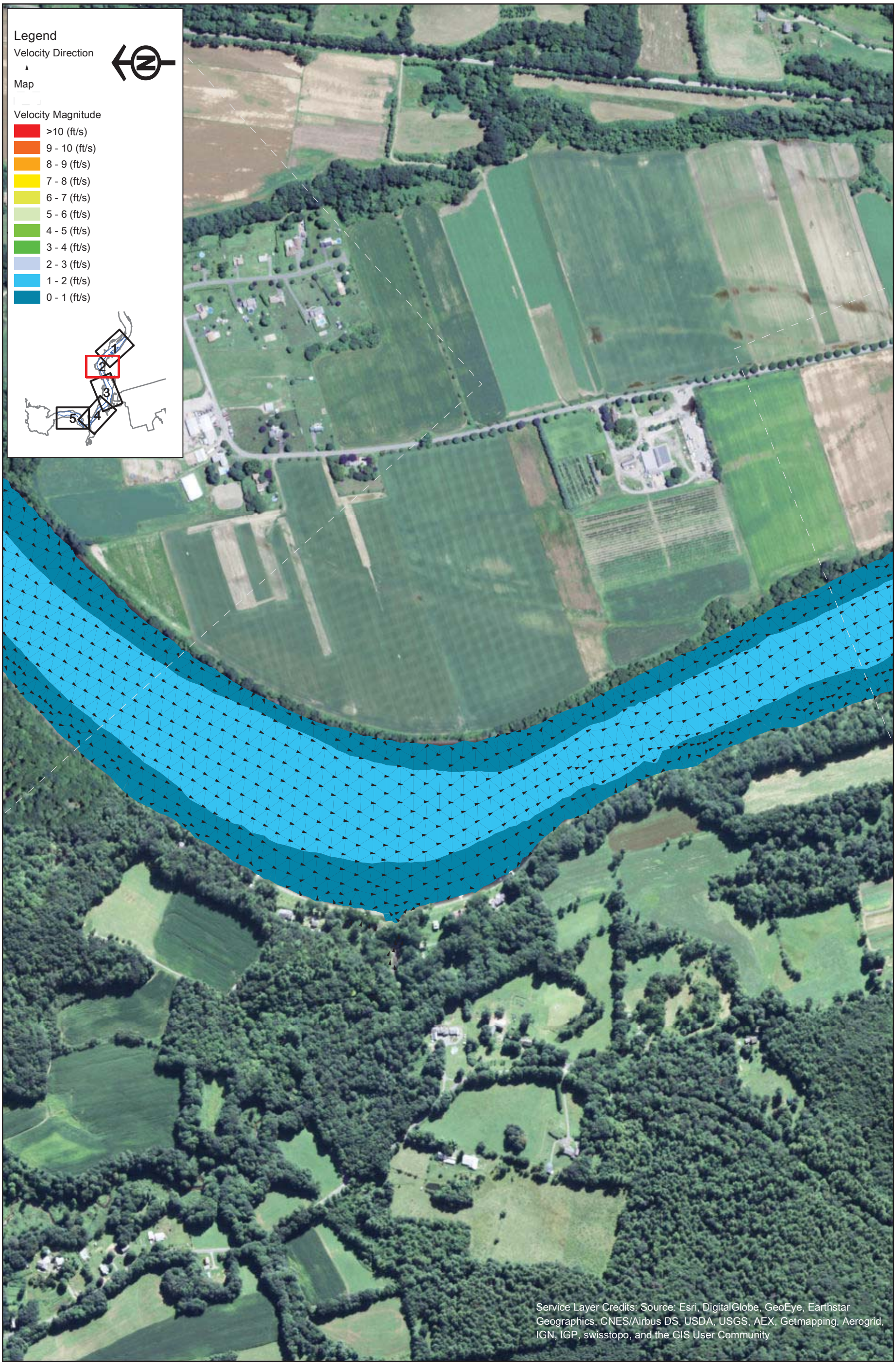

FirstLight
GDF SUEZ

Copyright © 2015 FirstLight Power Resources All rights reserved.

Northfield Mountain Pumped Storage Project (No. 2485)
and Turners Falls Hydroelectric Project (No. 1889)

STUDY REPORT
RELICENSING STUDY 3.3.9

0 250 500 1,000 Feet

Appendix B - Velocity in the Turner Falls Impoundment 5 km Upstream and 5 km Downstream of the Northfield Tailrace

Scenario 51 - Map 2
50% Exceedance Flow (8,440 cfs), 2 Units Pumping (7,600 cfs), 181.3 WSEL at Dam

Path: W:\gis\studies\3_3_09\maps\appendix_b\velocity_vectors.mxd

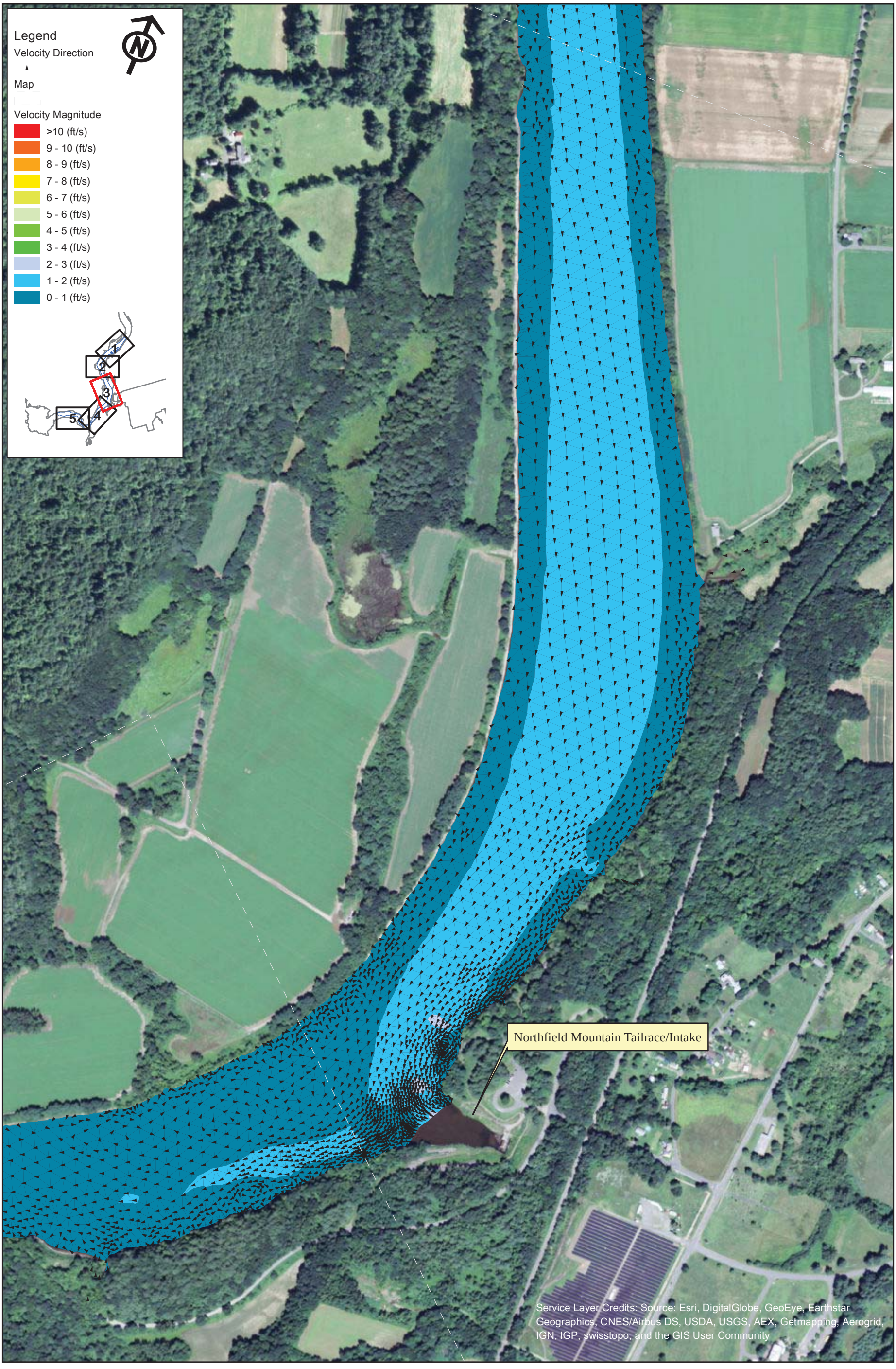

FirstLight
GDF SUEZ

Copyright © 2015 FirstLight Power Resources All rights reserved.

Northfield Mountain Pumped Storage Project (No. 2485)
and Turners Falls Hydroelectric Project (No. 1889)

STUDY REPORT
RELICENSING STUDY 3.3.9

0 250 500 1,000 Feet

Appendix B - Velocity in the Turner Falls Impoundment 5 km Upstream and 5 km Downstream of the Northfield Tailrace

Scenario 51 - Map 3
50% Exceedance Flow (8,440 cfs), 2 Units Pumping (7,600 cfs), 181.3 WSEL at Dam

Path: W:\gis\studies\3_3_09\maps\appendix_b\velocity_vectors.mxd

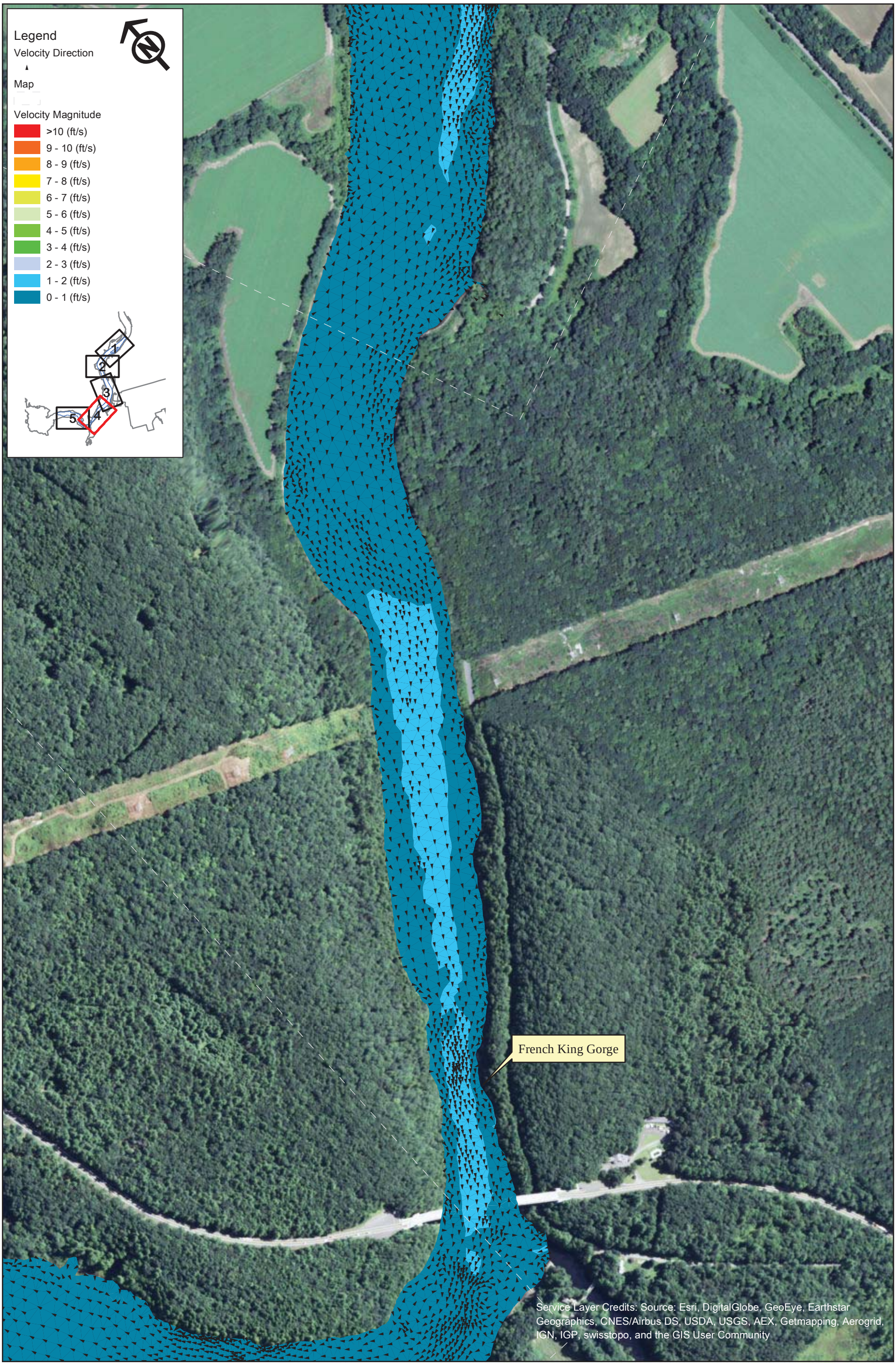

FirstLight GDF SUEZ

Northfield Mountain Pumped Storage Project (No. 2485)
and Turners Falls Hydroelectric Project (No. 1889)

STUDY REPORT
RELICENSING STUDY 3.3.9

0 250 500 1,000 Feet

Appendix B - Velocity in the Turner Falls Impoundment 5 km Upstream and 5 km Downstream of the Northfield Tailrace

Scenario 51 - Map 4
50% Exceedance Flow (8,440 cfs), 2 Units Pumping (7,600 cfs), 181.3 WSEL at Dam

Copyright © 2015 FirstLight Power Resources All rights reserved.

Path: W:\gis\studies\3_3_09\maps\appendix_b\velocity_vectors.mxd

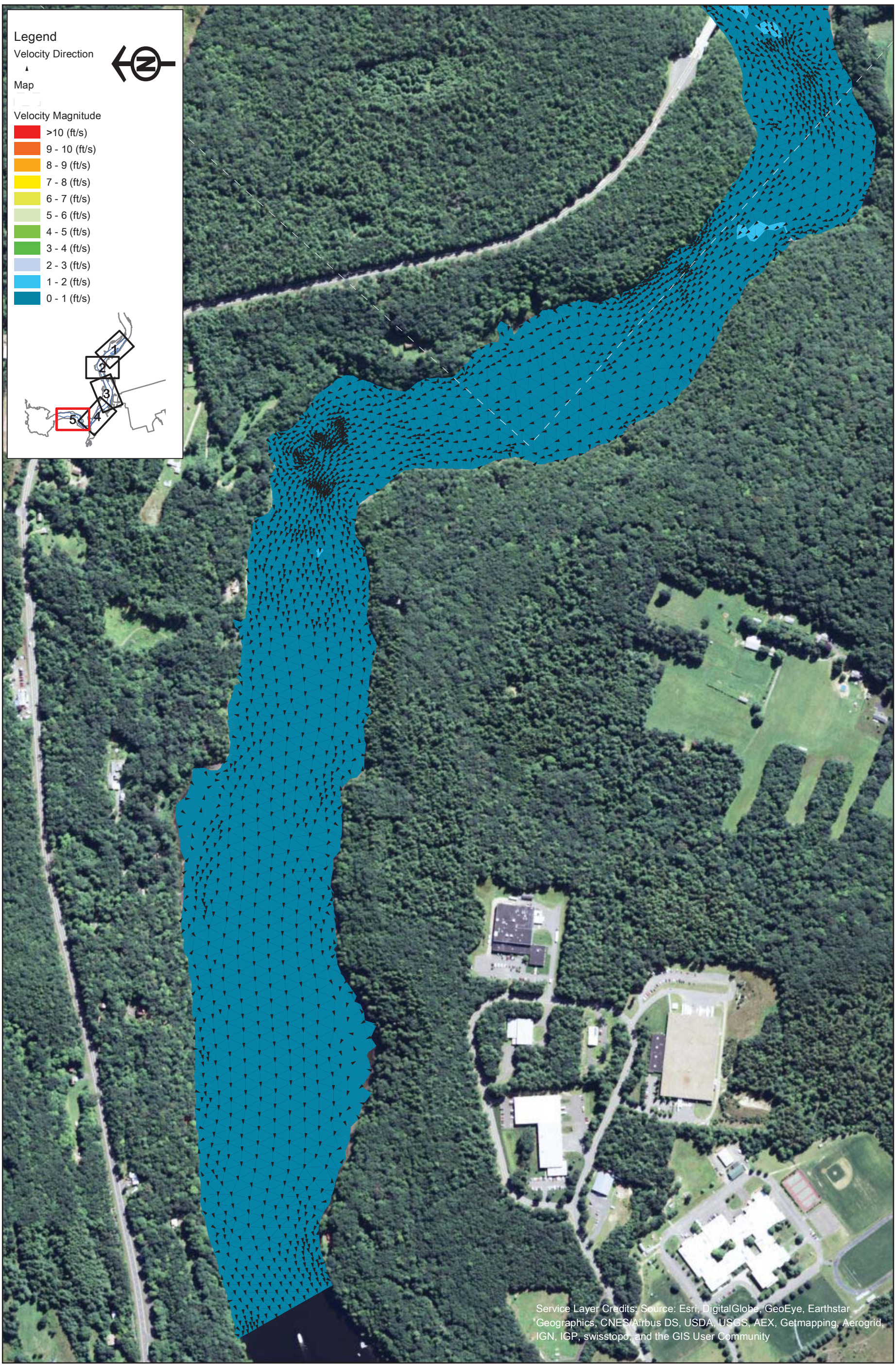

FirstLight GDF SUEZ

Northfield Mountain Pumped Storage Project (No. 2485)
and Turners Falls Hydroelectric Project (No. 1889)

STUDY REPORT
RELICENSING STUDY 3.3.9

0 250 500 1,000 Feet

Appendix B - Velocity in the Turner Falls Impoundment 5 km Upstream and 5 km Downstream of the Northfield Tailrace

Scenario 51 - Map 5
50% Exceedance Flow (8,440 cfs), 2 Units Pumping (7,600 cfs), 181.3 WSEL at Dam

Copyright © 2015 FirstLight Power Resources All rights reserved.

Path: W:\gis\studies\3_3_09\maps\appendix_b\velocity_vectors.mxd

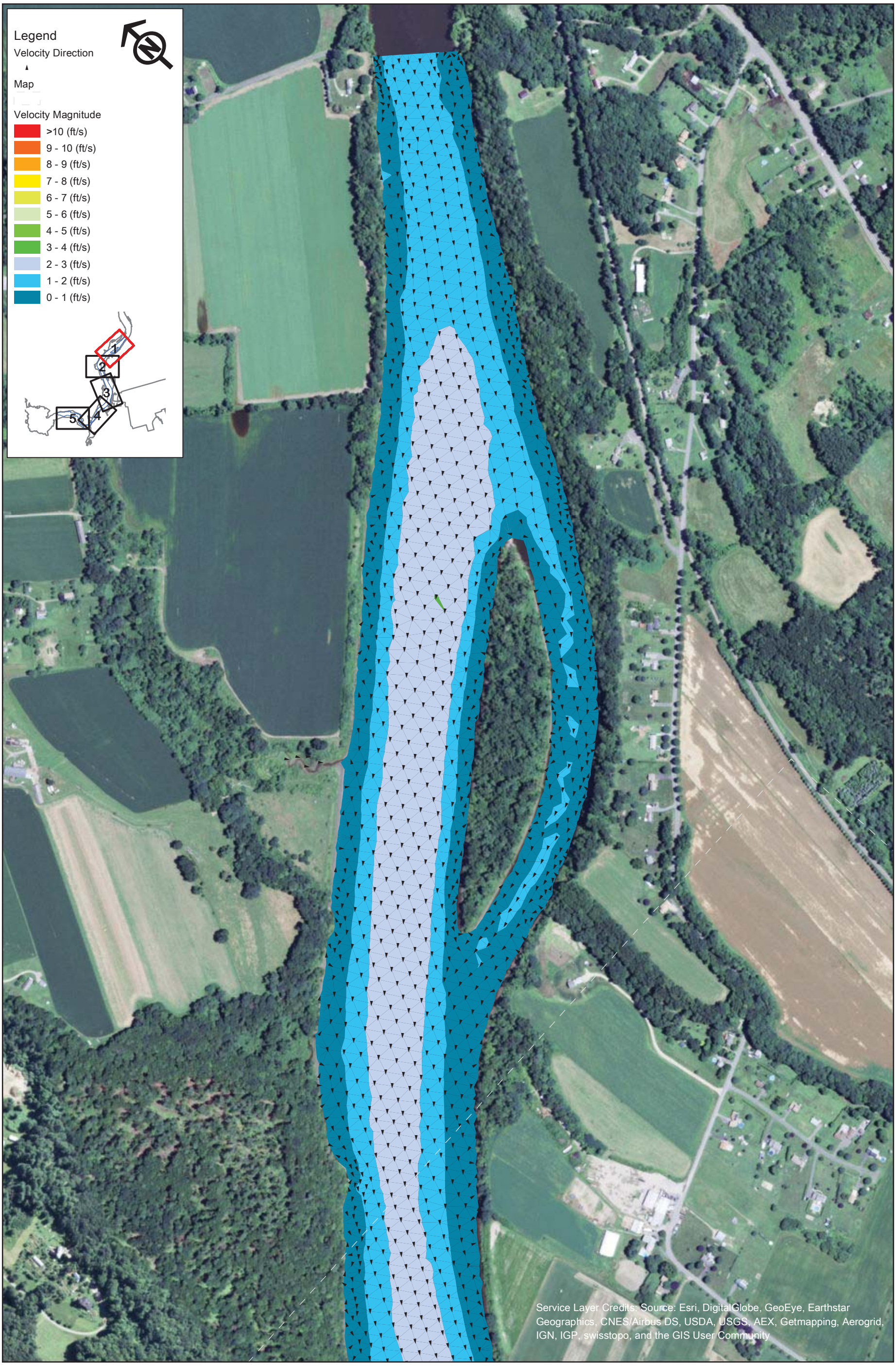

FirstLight
GDF SUEZ

Northfield Mountain Pumped Storage Project (No. 2485)
and Turners Falls Hydroelectric Project (No. 1889)

STUDY REPORT
RELICENSING STUDY 3.3.9

0 250 500 1,000 Feet

Appendix B - Velocity in the Turner Falls Impoundment 5 km Upstream and 5 km Downstream of the Northfield Tailrace

Scenario 52 - Map 1
50% Exceedance Flow (8,440 cfs), 4 Units Pumping (15,200 cfs), 181.3 WSEL at Dam

Copyright © 2015 FirstLight Power Resources All rights reserved.

Path: W:\gis\studies\3_3_09\maps\appendix_b\velocity_vectors.mxd

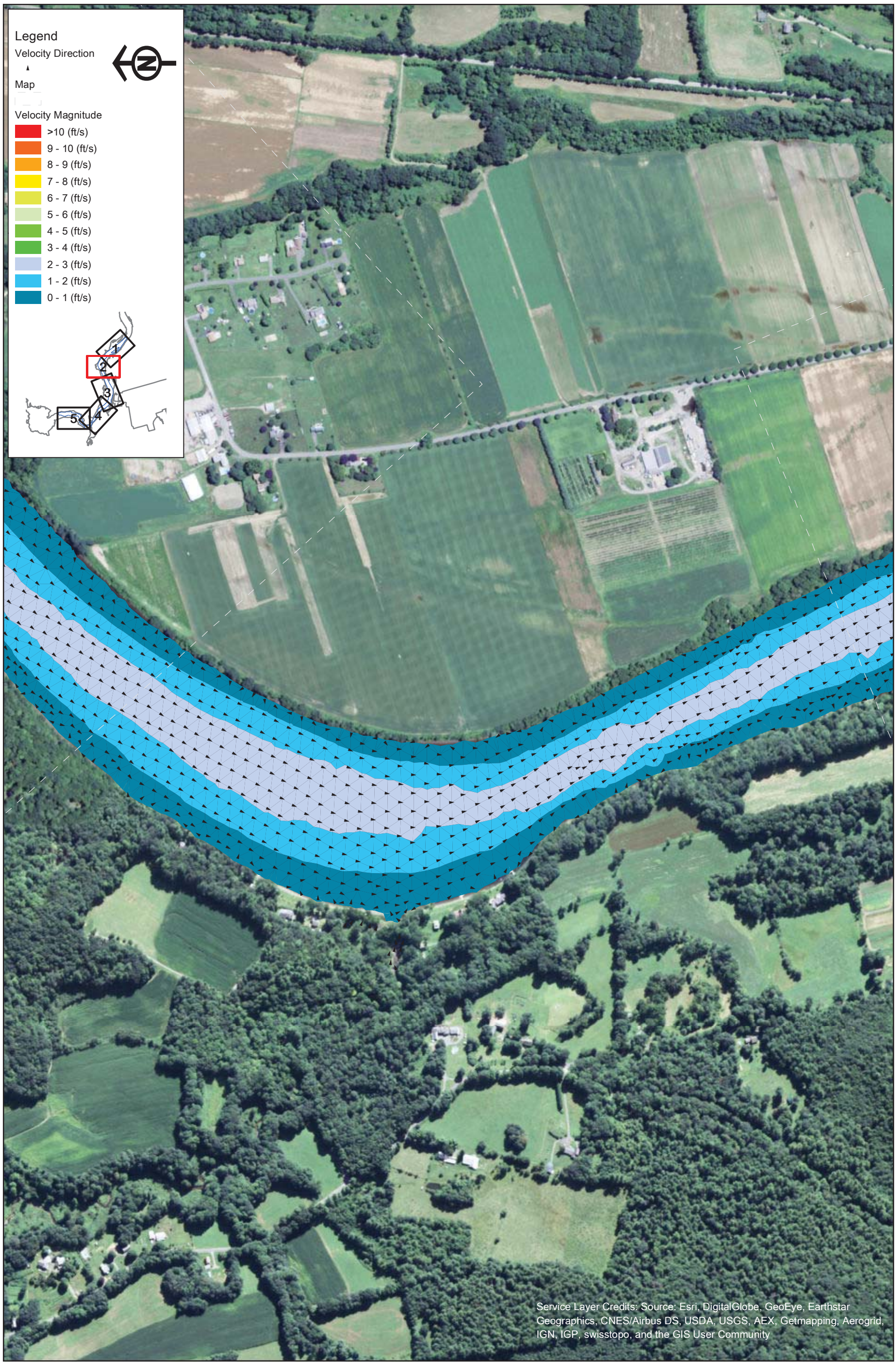

FirstLight GDF SUEZ

Northfield Mountain Pumped Storage Project (No. 2485)
and Turners Falls Hydroelectric Project (No. 1889)

STUDY REPORT
RELICENSING STUDY 3.3.9

0 250 500 1,000 Feet

Appendix B - Velocity in the Turner Falls Impoundment 5 km Upstream and 5 km Downstream of the Northfield Tailrace

Scenario 52 - Map 2
50% Exceedance Flow (8,440 cfs), 4 Units Pumping (15,200 cfs), 181.3 WSEL at Dam

Copyright © 2015 FirstLight Power Resources All rights reserved.

Path: W:\gis\studies\3_3_09\maps\appendix_b\velocity_vectors.mxd

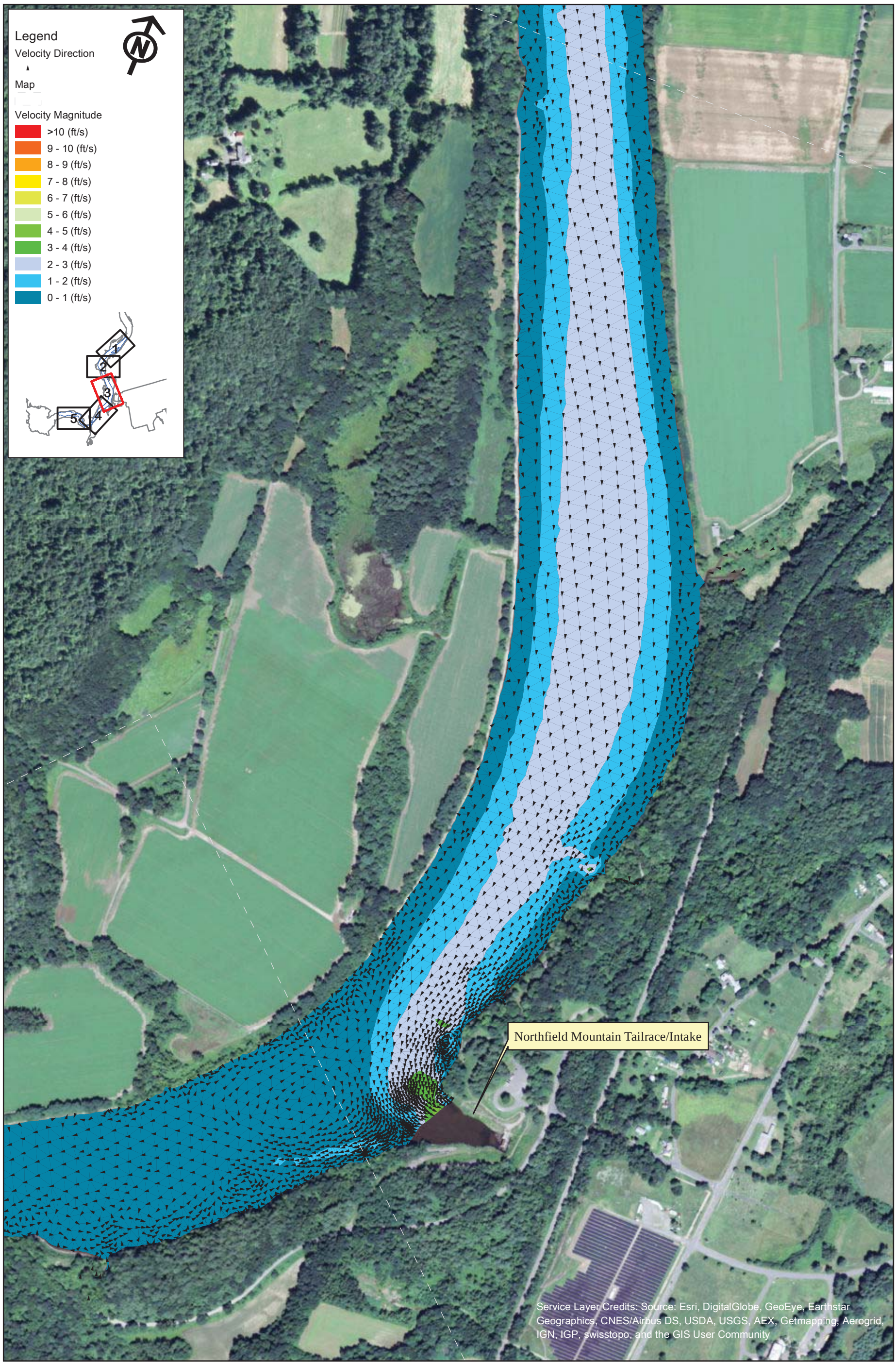

FirstLight
GDF SUEZ

Copyright © 2015 FirstLight Power Resources All rights reserved.

Northfield Mountain Pumped Storage Project (No. 2485)
and Turners Falls Hydroelectric Project (No. 1889)

STUDY REPORT
RELICENSING STUDY 3.3.9

0 250 500 1,000 Feet

Appendix B - Velocity in the Turner Falls Impoundment 5 km Upstream and 5 km Downstream of the Northfield Tailrace

Scenario 52 - Map 3
50% Exceedance Flow (8,440 cfs), 4 Units Pumping (15,200 cfs), 181.3 WSEL at Dam

Path: W:\gis\studies\3_3_09\maps\appendix_b\velocity_vectors.mxd

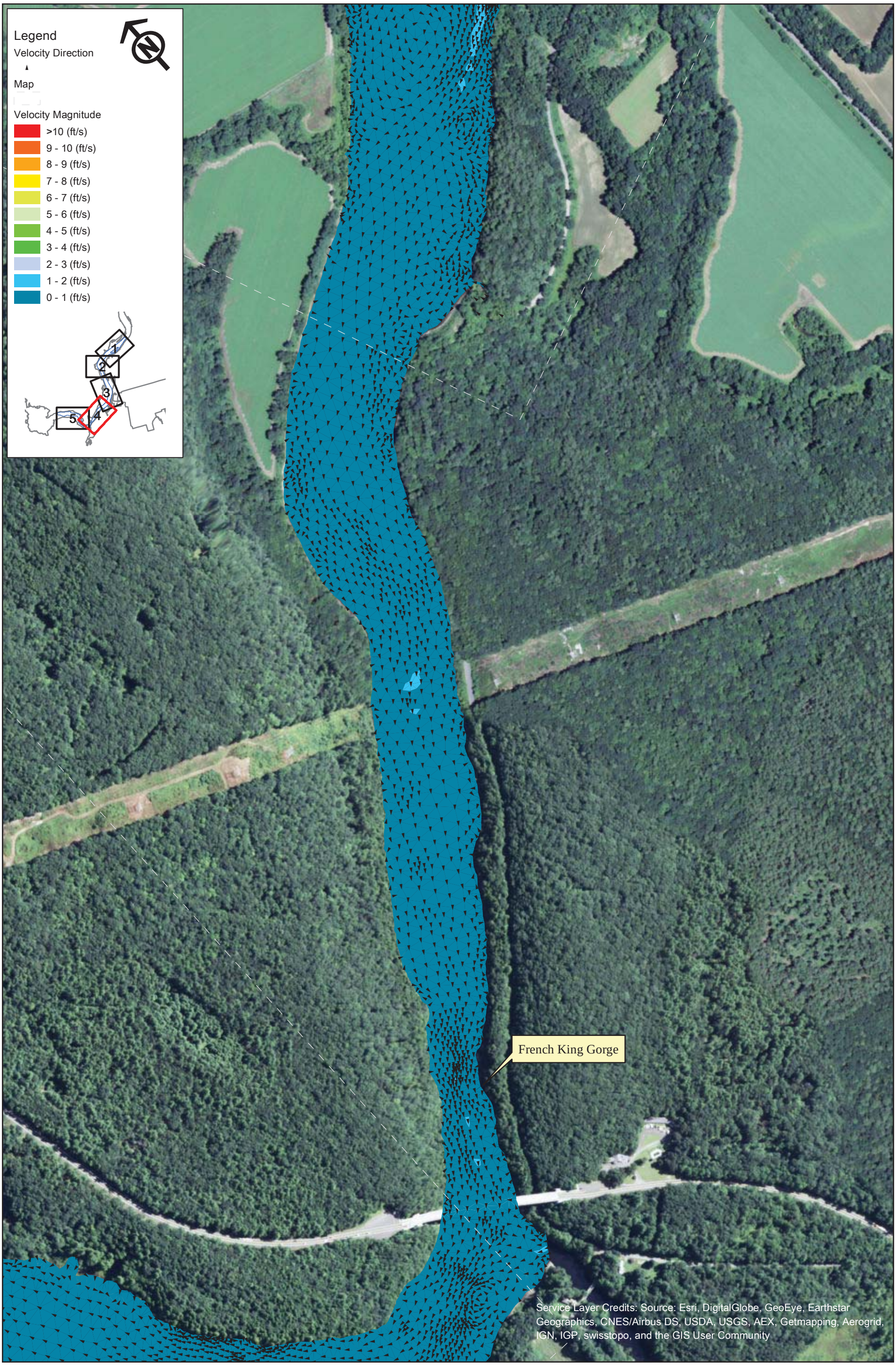

FirstLight GDF SUEZ

Northfield Mountain Pumped Storage Project (No. 2485)
and Turners Falls Hydroelectric Project (No. 1889)

STUDY REPORT
RELICENSING STUDY 3.3.9

0 250 500 1,000 Feet

Appendix B - Velocity in the Turner Falls Impoundment 5 km Upstream and 5 km Downstream of the Northfield Tailrace

Scenario 52 - Map 4
50% Exceedance Flow (8,440 cfs), 4 Units Pumping (15,200 cfs), 181.3 WSEL at Dam

Copyright © 2015 FirstLight Power Resources All rights reserved.

Path: W:\gis\studies\3_3_09\maps\appendix_b\velocity_vectors.mxd

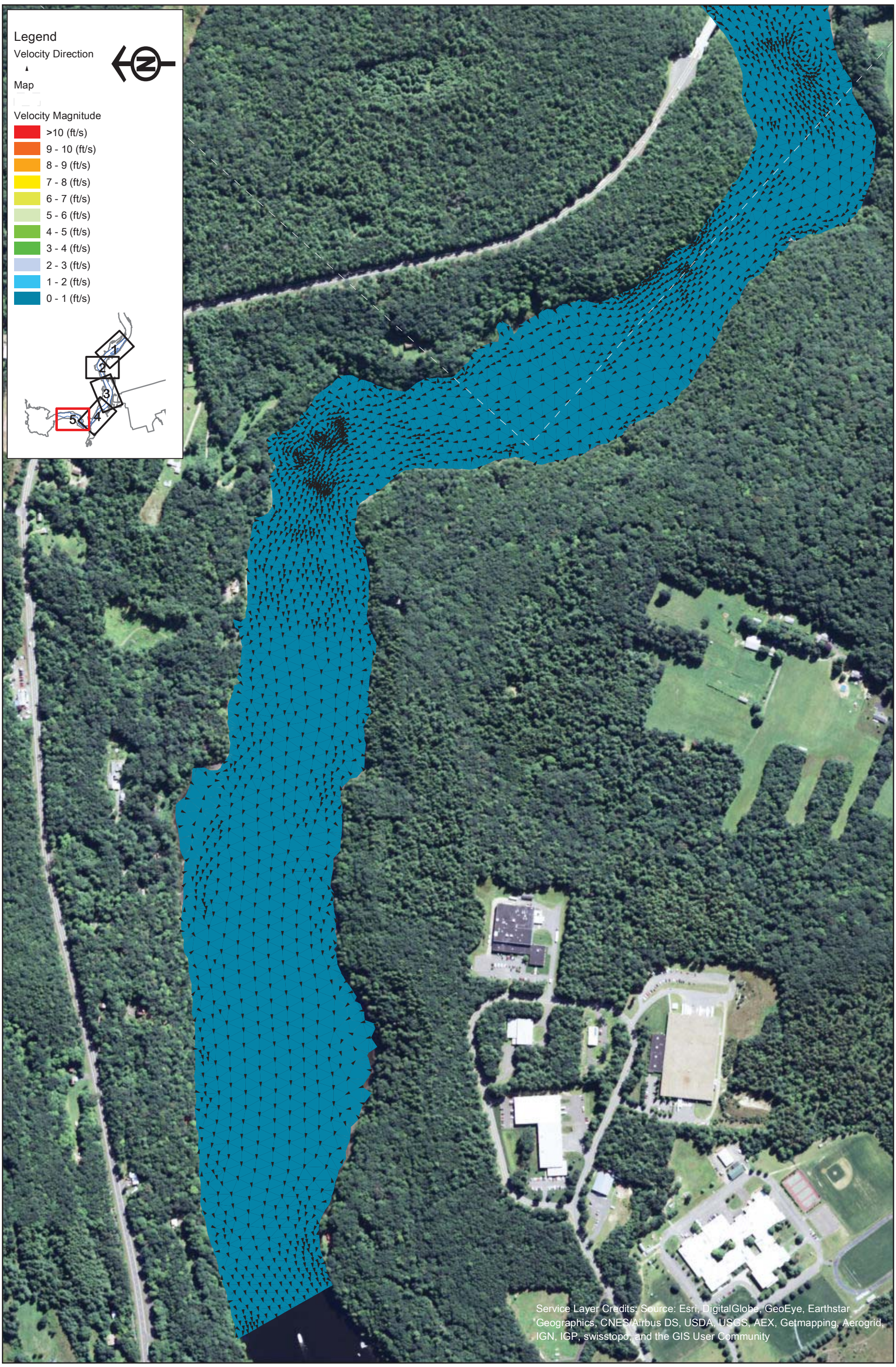

FirstLight GDF SUEZ

Northfield Mountain Pumped Storage Project (No. 2485)
and Turners Falls Hydroelectric Project (No. 1889)

STUDY REPORT
RELICENSING STUDY 3.3.9

0 250 500 1,000 Feet

Appendix B - Velocity in the Turner Falls Impoundment 5 km Upstream and 5 km Downstream of the Northfield Tailrace

Scenario 52 - Map 5
50% Exceedance Flow (8,440 cfs), 4 Units Pumping (15,200 cfs), 181.3 WSEL at Dam

Copyright © 2015 FirstLight Power Resources All rights reserved.

Path: W:\gis\studies\3_3_09\maps\appendix_b\velocity_vectors.mxd

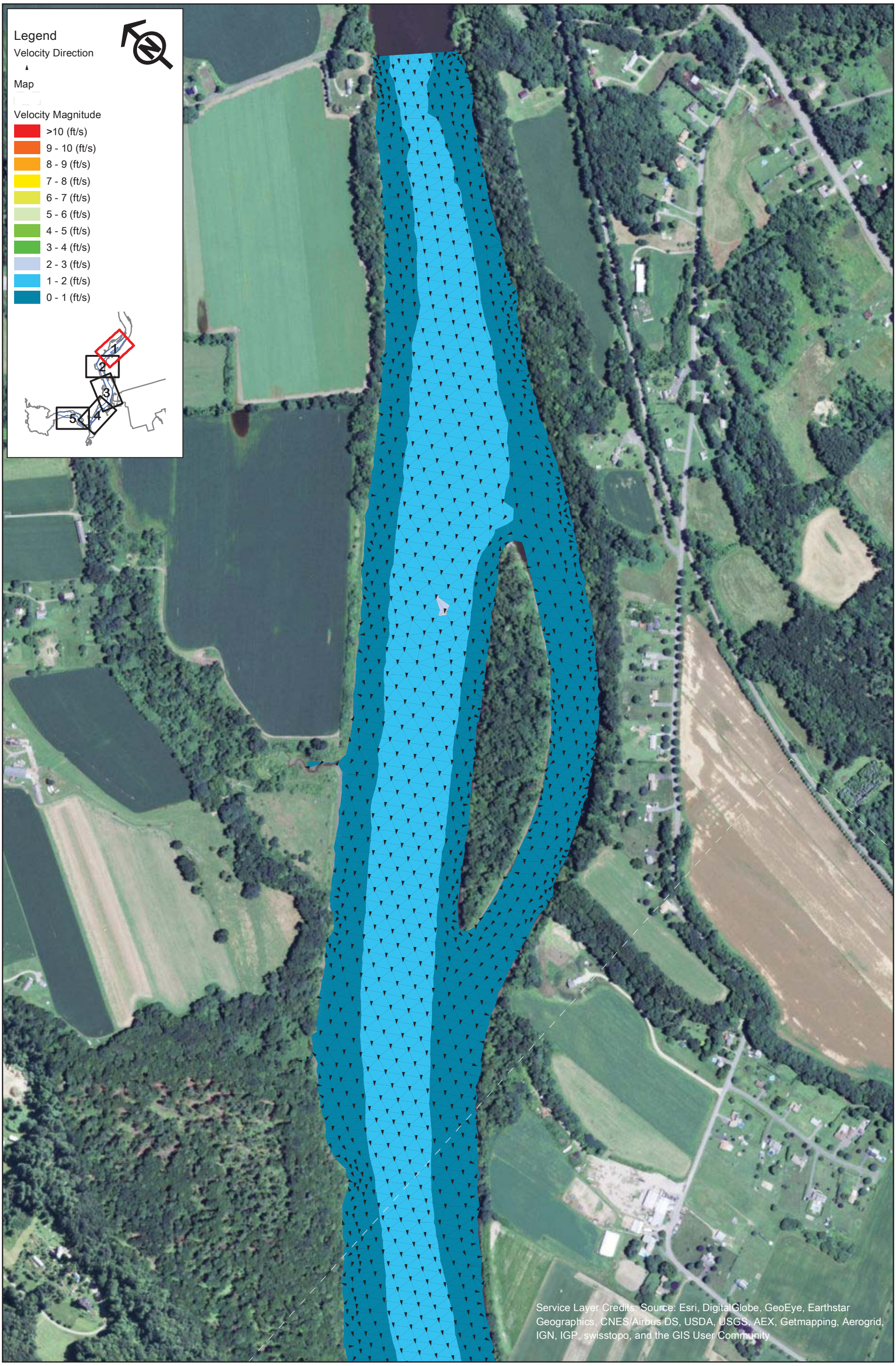

FirstLight
GDF SUEZ

Northfield Mountain Pumped Storage Project (No. 2485)
and Turners Falls Hydroelectric Project (No. 1889)

STUDY REPORT
RELICENSING STUDY 3.3.9

0 250 500 1,000 Feet

Appendix B - Velocity in the Turner Falls Impoundment 5 km Upstream and 5 km Downstream of the Northfield Tailrace

Scenario 53 - Map 1
25% Exceedance Flow (15,700 cfs), 2 Units Generating (10,000 cfs), 181.3 WSEL at Dam

Copyright © 2015 FirstLight Power Resources All rights reserved.

Path: W:\gis\studies\3_3_09\maps\appendix_b\velocity_vectors.mxd

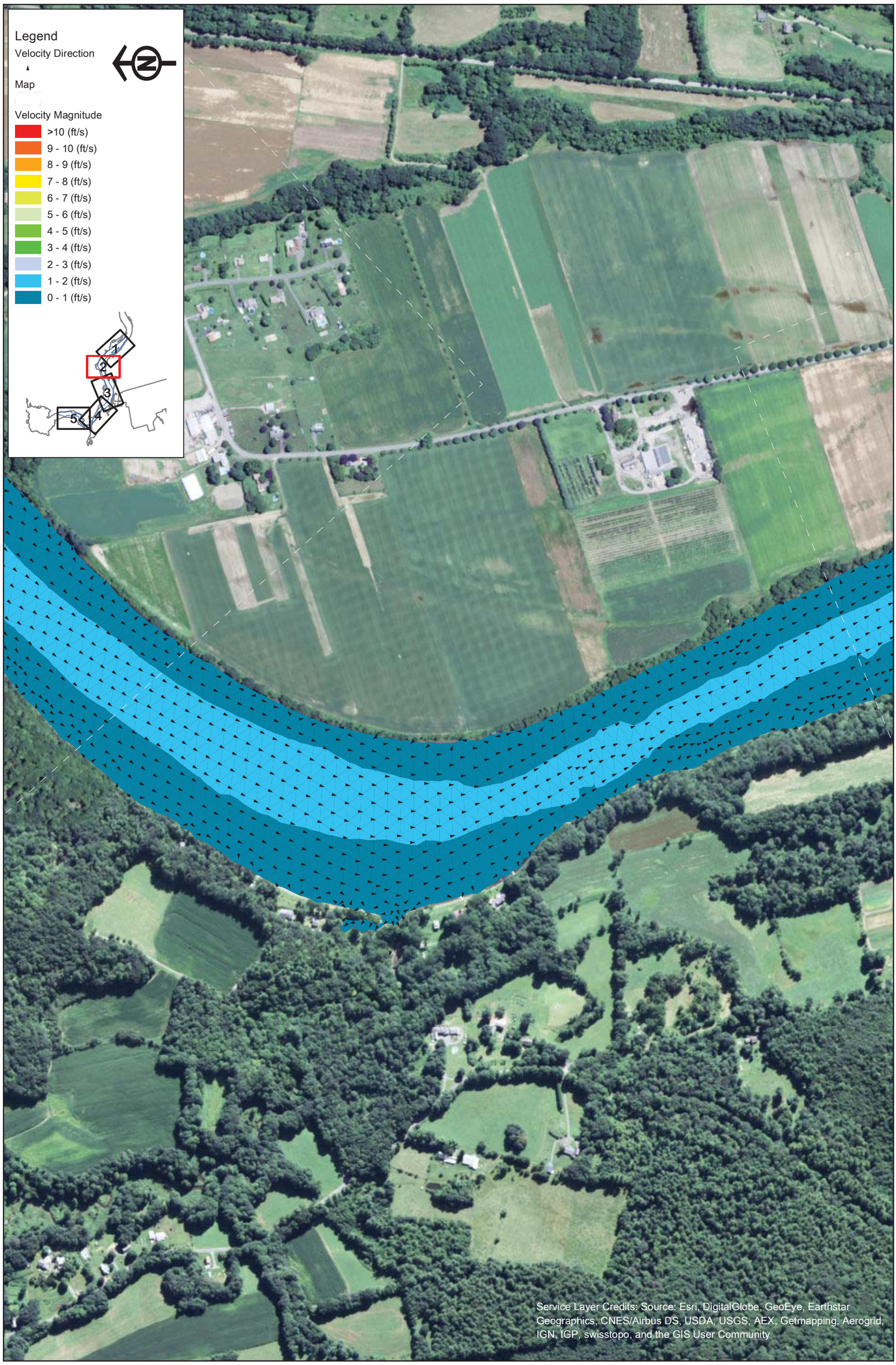

FirstLight
GDF SUEZ

Copyright © 2015 FirstLight Power Resources All rights reserved.

Northfield Mountain Pumped Storage Project (No. 2485)
and Turners Falls Hydroelectric Project (No. 1889)

STUDY REPORT
RELICENSING STUDY 3.3.9

0 250 500 1,000 Feet

Appendix B - Velocity in the Turner Falls Impoundment 5 km Upstream and 5 km Downstream of the Northfield Tailrace

Scenario 53 - Map 2
25% Exceedance Flow (15,700 cfs), 2 Units Generating (10,000 cfs), 181.3 WSEL at Dam

Path: W:\gis\studies\3_3_09\maps\appendix_b\velocity_vectors.mxd

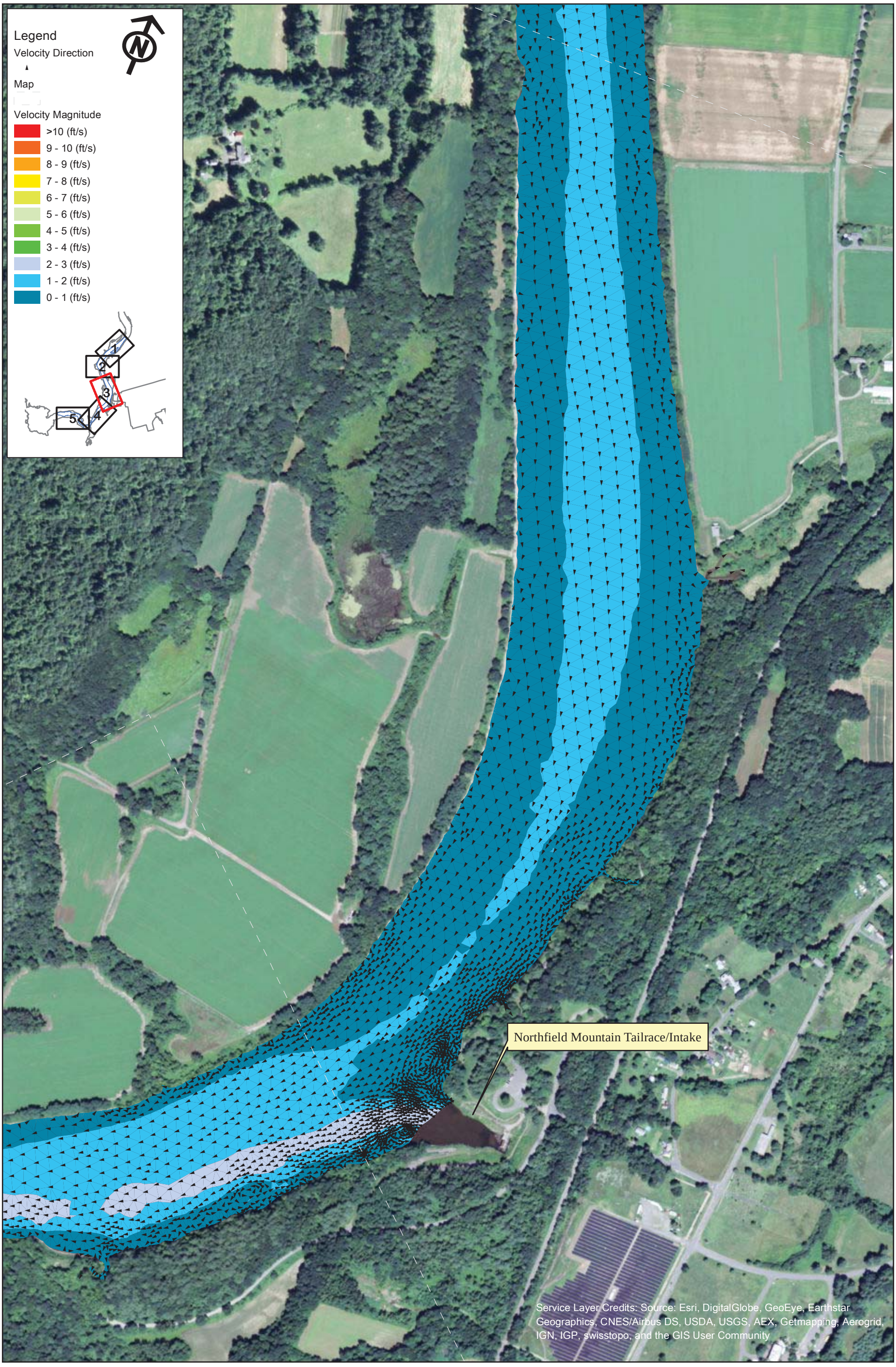

FirstLight
GDF SUEZ

Copyright © 2015 FirstLight Power Resources All rights reserved.

Northfield Mountain Pumped Storage Project (No. 2485)
and Turners Falls Hydroelectric Project (No. 1889)

STUDY REPORT
RELICENSING STUDY 3.3.9

0 250 500 1,000 Feet

Appendix B - Velocity in the Turner Falls Impoundment 5 km Upstream and 5 km Downstream of the Northfield Tailrace

Scenario 53 - Map 3
25% Exceedance Flow (15,700 cfs), 2 Units Generating (10,000 cfs), 181.3 WSEL at Dam

Path: W:\gis\studies\3_3_09\maps\appendix_b\velocity_vectors.mxd

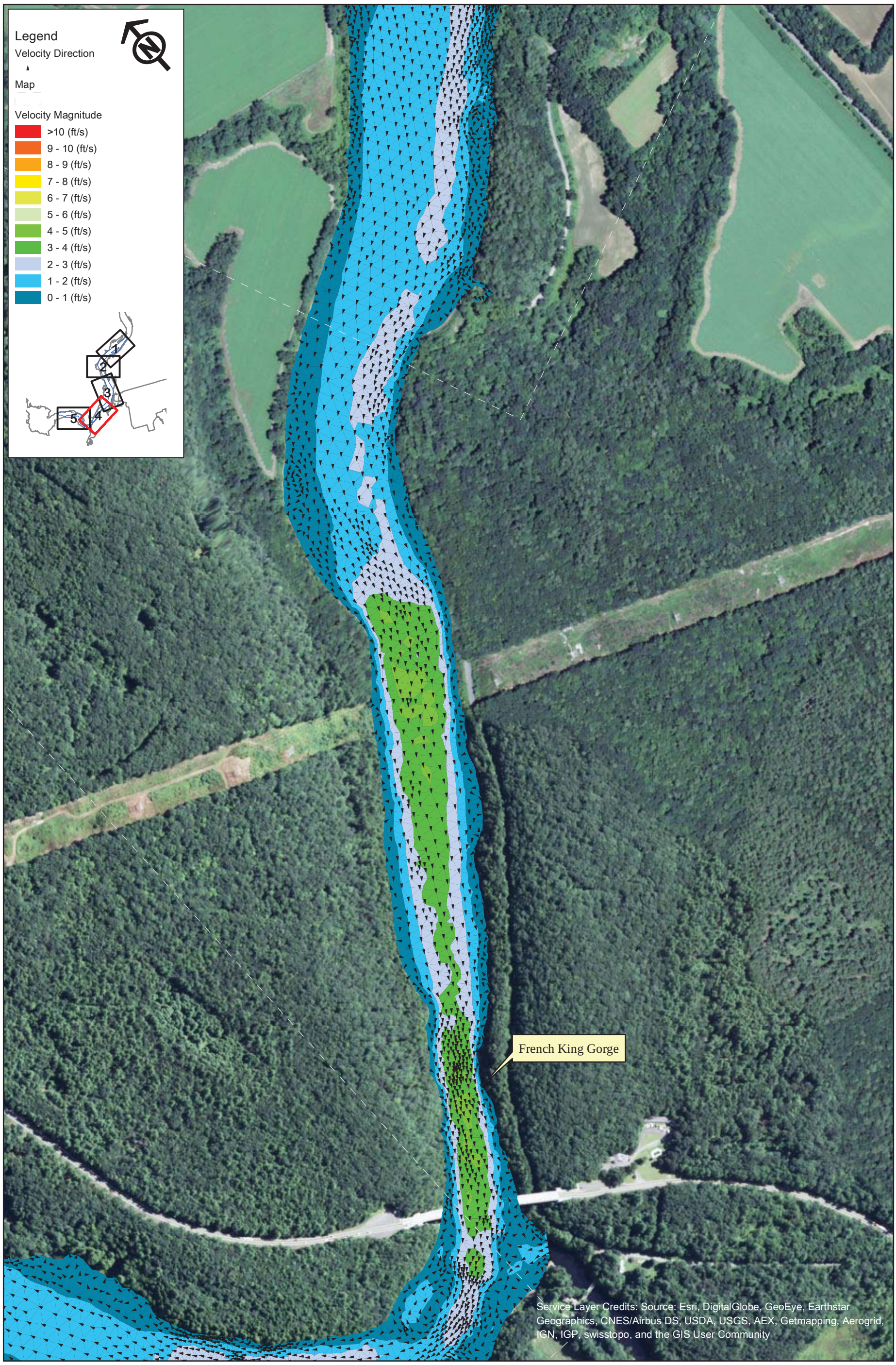

FirstLight GDF SUEZ

Northfield Mountain Pumped Storage Project (No. 2485)
and Turners Falls Hydroelectric Project (No. 1889)

STUDY REPORT
RELICENSING STUDY 3.3.9

0 250 500 1,000 Feet

Appendix B - Velocity in the Turner Falls Impoundment 5 km Upstream and 5 km Downstream of the Northfield Tailrace

Scenario 53 - Map 4
25% Exceedance Flow (15,700 cfs), 2 Units Generating (10,000 cfs), 181.3 WSEL at Dam

Copyright © 2015 FirstLight Power Resources All rights reserved.

Path: W:\gis\studies\3_3_09\maps\appendix_b\velocity_vectors.mxd

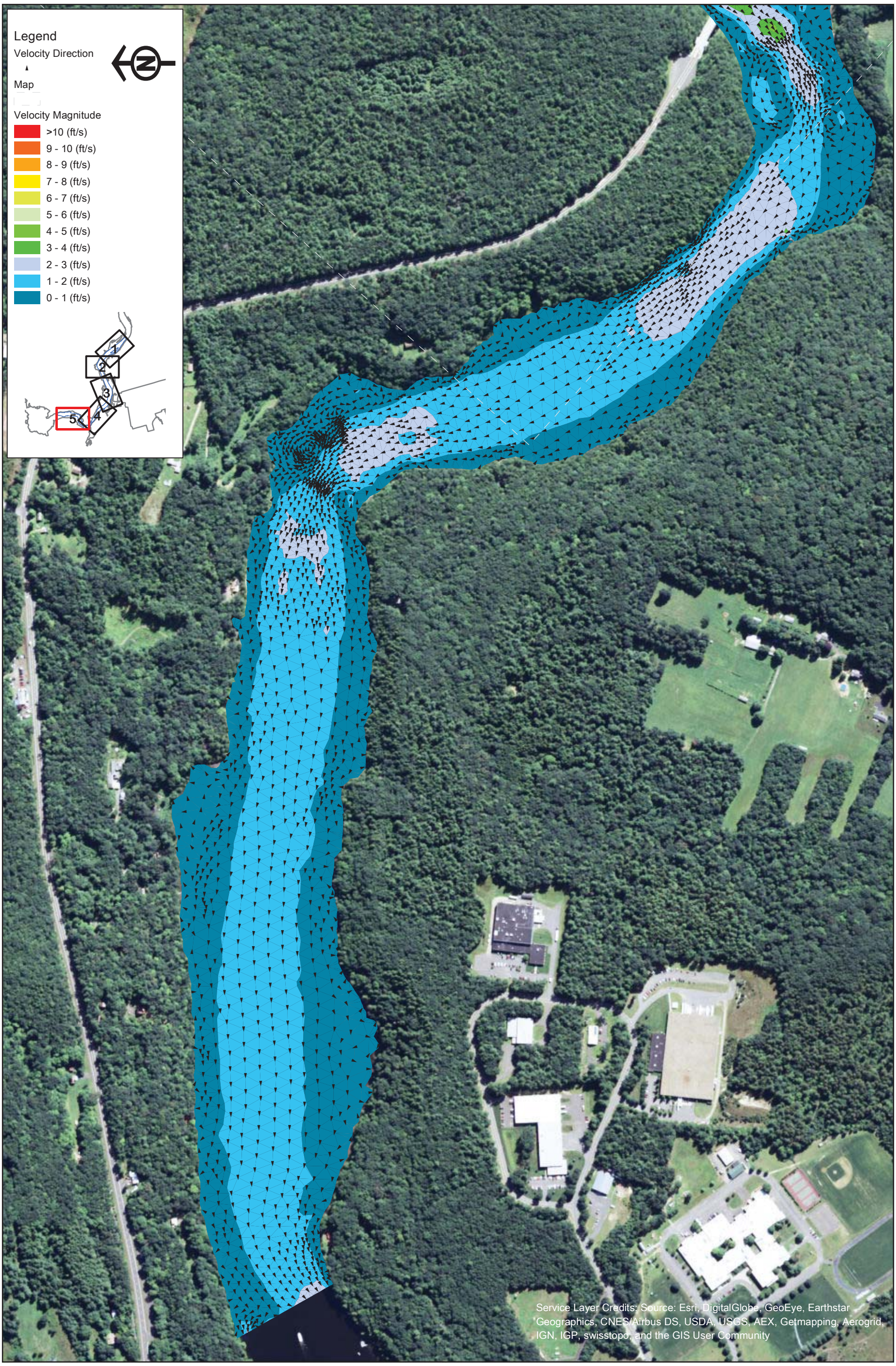

FirstLight
GDF SUEZ

Copyright © 2015 FirstLight Power Resources All rights reserved.

Northfield Mountain Pumped Storage Project (No. 2485)
and Turners Falls Hydroelectric Project (No. 1889)

STUDY REPORT
RELICENSING STUDY 3.3.9

0 250 500 1,000 Feet

Appendix B - Velocity in the Turner Falls Impoundment 5 km Upstream and 5 km Downstream of the Northfield Tailrace

Scenario 53 - Map 5
25% Exceedance Flow (15,700 cfs), 2 Units Generating (10,000 cfs), 181.3 WSEL at Dam

Path: W:\gis\studies\3_3_09\maps\appendix_b\velocity_vectors.mxd

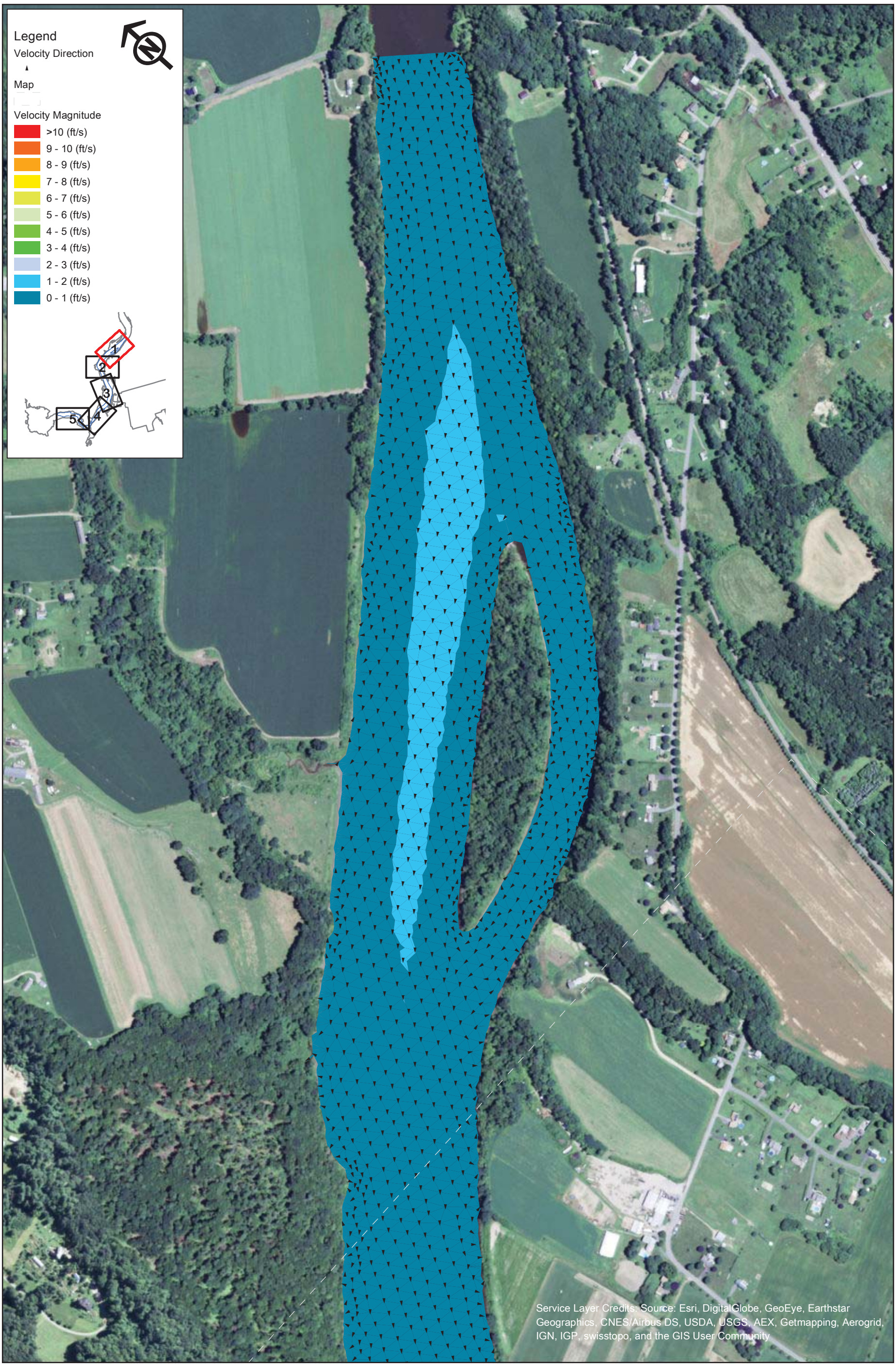

FirstLight
GDF SUEZ

Northfield Mountain Pumped Storage Project (No. 2485)
and Turners Falls Hydroelectric Project (No. 1889)

STUDY REPORT
RELICENSING STUDY 3.3.9

0 250 500 1,000 Feet

Appendix B - Velocity in the Turner Falls Impoundment 5 km Upstream and 5 km Downstream of the Northfield Tailrace

Scenario 54 - Map 1
25% Exceedance Flow (15,700 cfs), 4 Units Generating (20,000 cfs), 181.3 WSEL at Dam

Copyright © 2015 FirstLight Power Resources All rights reserved.

Path: W:\gis\studies\3_3_09\maps\appendix_b\velocity_vectors.mxd

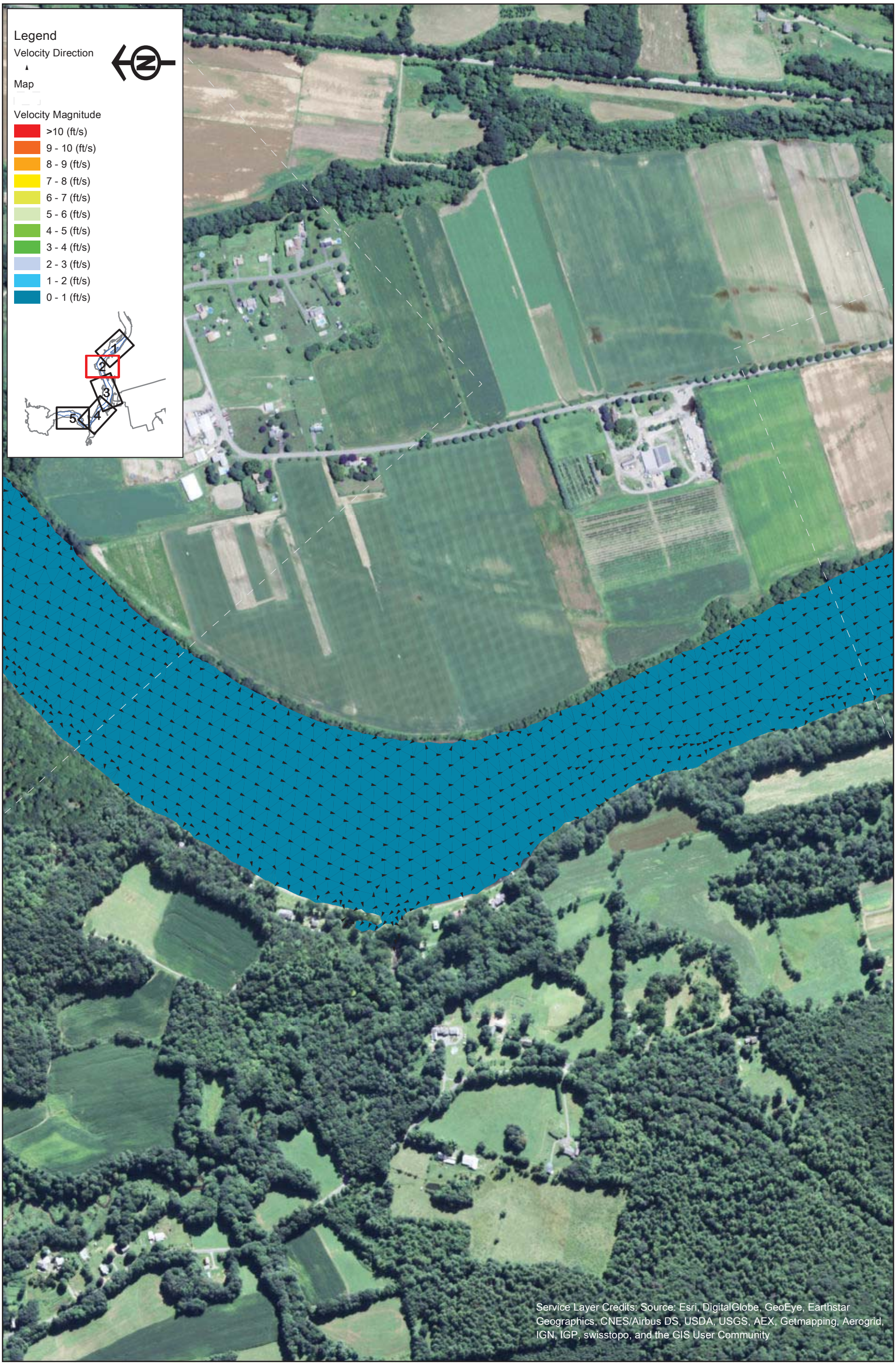

FirstLight
GDF SUEZ

Copyright © 2015 FirstLight Power Resources All rights reserved.

Northfield Mountain Pumped Storage Project (No. 2485)
and Turners Falls Hydroelectric Project (No. 1889)

STUDY REPORT
RELICENSING STUDY 3.3.9

0 250 500 1,000 Feet

Appendix B - Velocity in the Turner Falls Impoundment 5 km Upstream and 5 km Downstream of the Northfield Tailrace

Scenario 54 - Map 2
25% Exceedance Flow (15,700 cfs), 4 Units Generating (20,000 cfs), 181.3 WSEL at Dam

Path: W:\gis\studies\3_3_09\maps\appendix_b\velocity_vectors.mxd

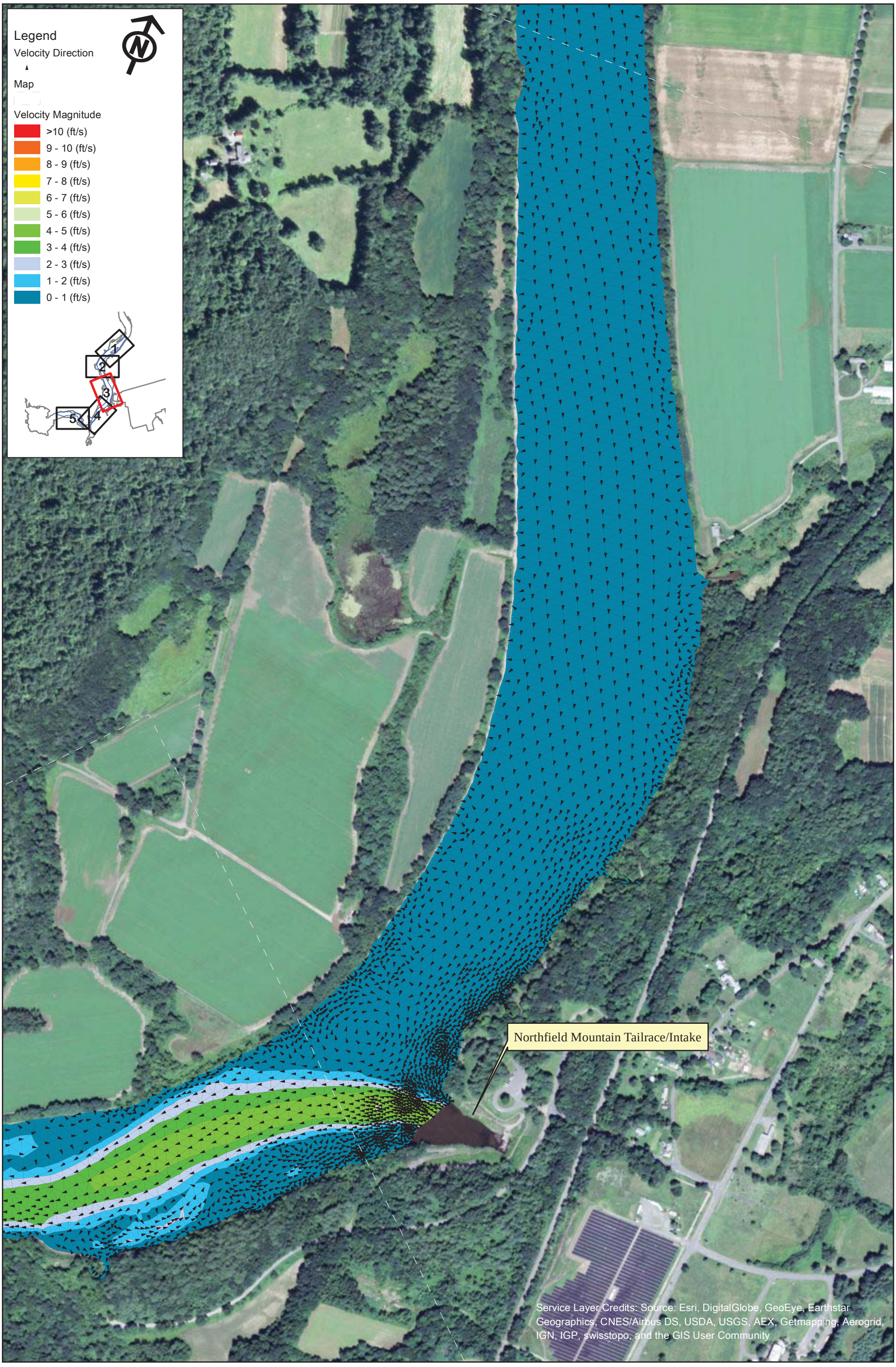

FirstLight
GDF SUEZ

Copyright © 2015 FirstLight Power Resources All rights reserved.

Northfield Mountain Pumped Storage Project (No. 2485)
and Turners Falls Hydroelectric Project (No. 1889)

STUDY REPORT
RELICENSING STUDY 3.3.9

0 250 500 1,000 Feet

Appendix B - Velocity in the Turner Falls Impoundment 5 km Upstream and 5 km Downstream of the Northfield Tailrace

Scenario 54 - Map 3
25% Exceedance Flow (15,700 cfs), 4 Units Generating (20,000 cfs), 181.3 WSEL at Dam

Path: W:\gis\studies\3_3_09\maps\appendix_b\velocity_vectors.mxd

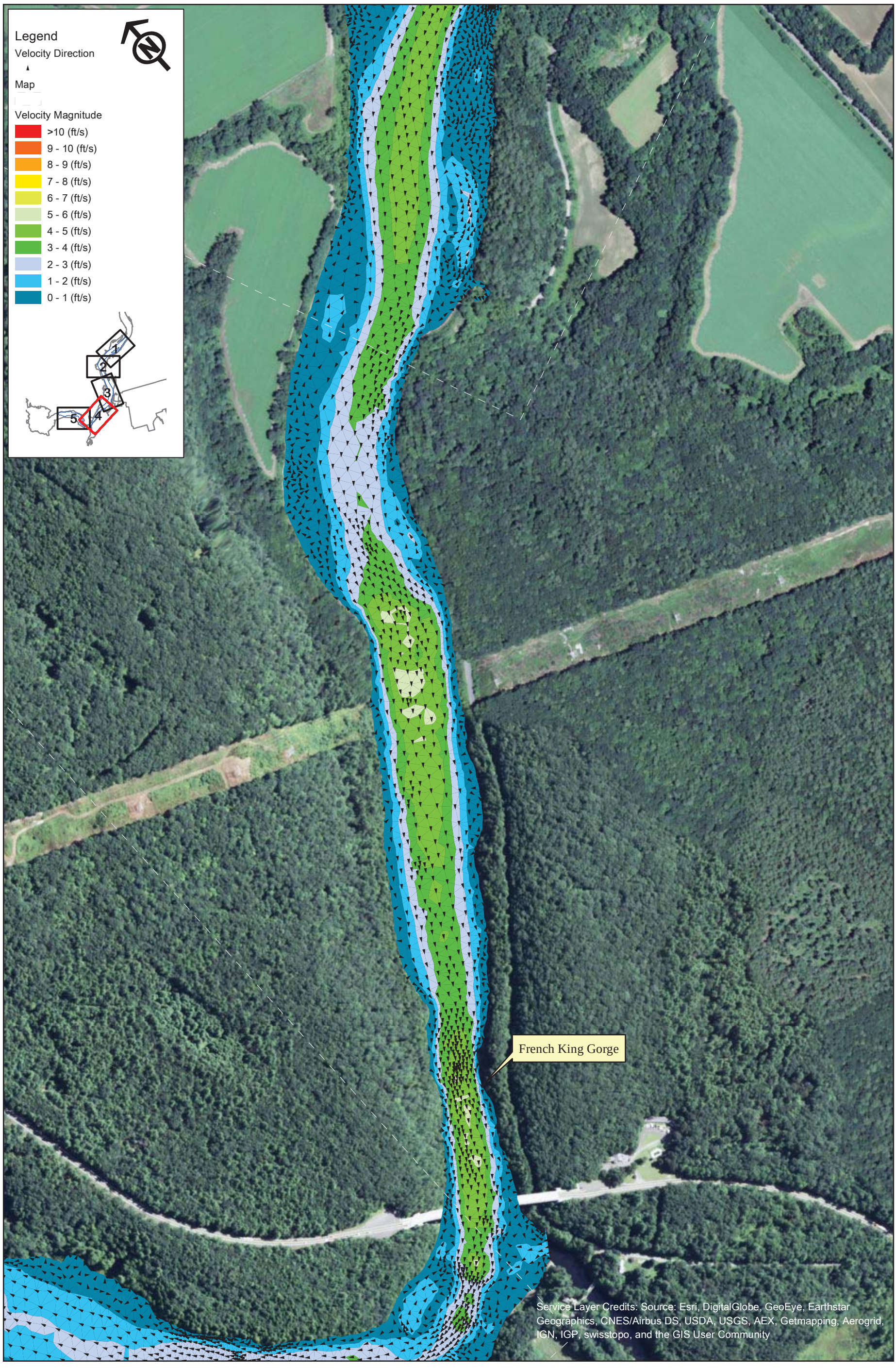

FirstLight
GDF SUEZ

Copyright © 2015 FirstLight Power Resources All rights reserved.

Northfield Mountain Pumped Storage Project (No. 2485)
and Turners Falls Hydroelectric Project (No. 1889)

STUDY REPORT
RELICENSING STUDY 3.3.9

0 250 500 1,000 Feet

Appendix B - Velocity in the Turner Falls Impoundment 5 km Upstream and 5 km Downstream of the Northfield Tailrace

Scenario 54 - Map 4
25% Exceedance Flow (15,700 cfs), 4 Units Generating (20,000 cfs), 181.3 WSEL at Dam

Path: W:\gis\studies\3_3_09\maps\appendix_b\velocity_vectors.mxd

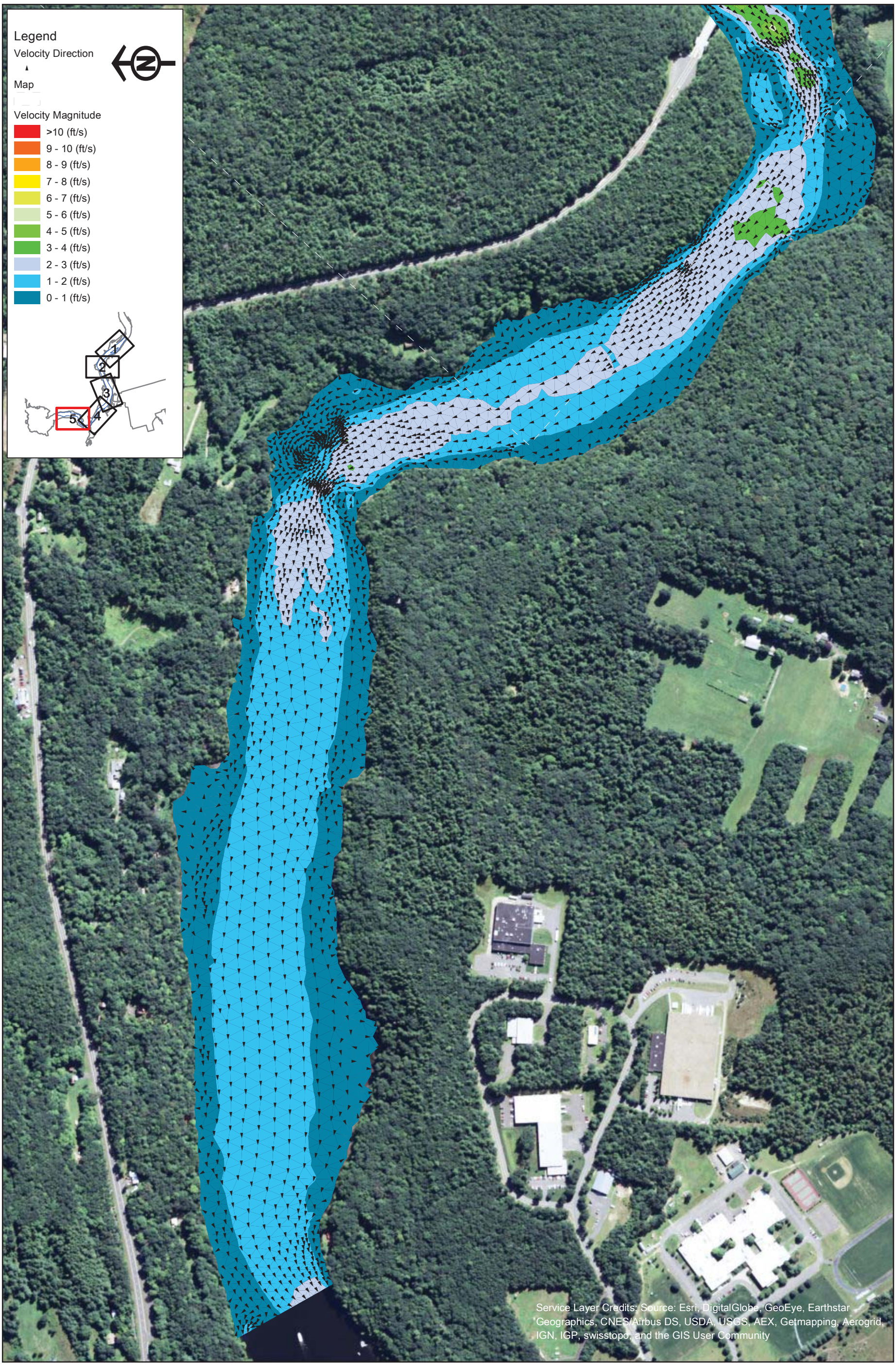

FirstLight GDF SUEZ

Northfield Mountain Pumped Storage Project (No. 2485)
and Turners Falls Hydroelectric Project (No. 1889)

STUDY REPORT
RELICENSING STUDY 3.3.9

0 250 500 1,000 Feet

Appendix B - Velocity in the Turner Falls Impoundment 5 km Upstream and 5 km Downstream of the Northfield Tailrace

Scenario 54 - Map 5
25% Exceedance Flow (15,700 cfs), 4 Units Generating (20,000 cfs), 181.3 WSEL at Dam

Copyright © 2015 FirstLight Power Resources All rights reserved.

Path: W:\gis\studies\3_3_09\maps\appendix_b\velocity_vectors.mxd

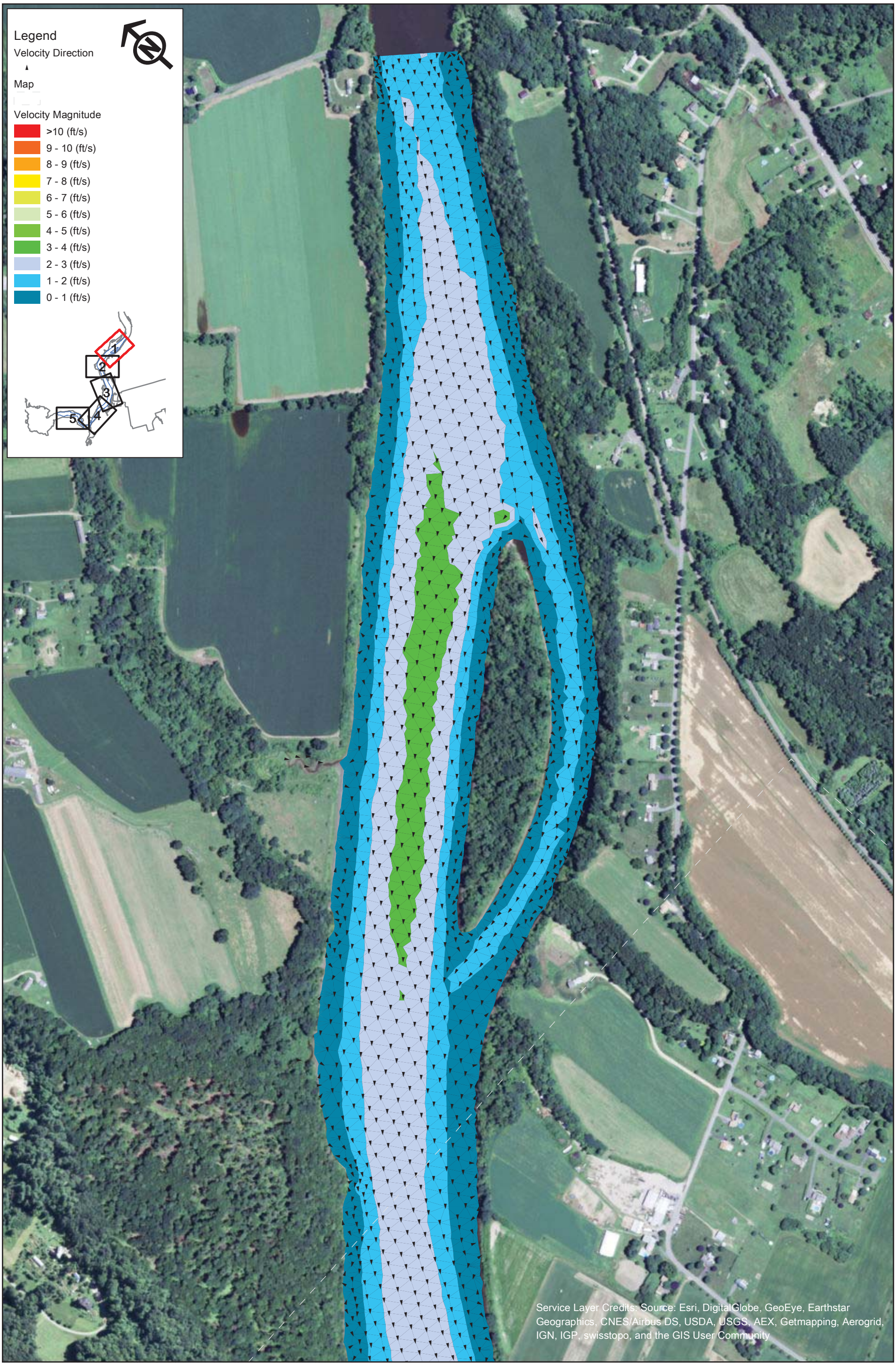

FirstLight
GDF SUEZ

Northfield Mountain Pumped Storage Project (No. 2485)
and Turners Falls Hydroelectric Project (No. 1889)

STUDY REPORT
RELICENSING STUDY 3.3.9

0 250 500 1,000 Feet

Appendix B - Velocity in the Turner Falls Impoundment 5 km Upstream and 5 km Downstream of the Northfield Tailrace

Scenario 55 - Map 1
25% Exceedance Flow (15,700 cfs), 2 Units Pumping (7,600 cfs), 181.3 WSEL at Dam

Copyright © 2015 FirstLight Power Resources All rights reserved.

Path: W:\gis\studies\3_3_09\maps\appendix_b\velocity_vectors.mxd

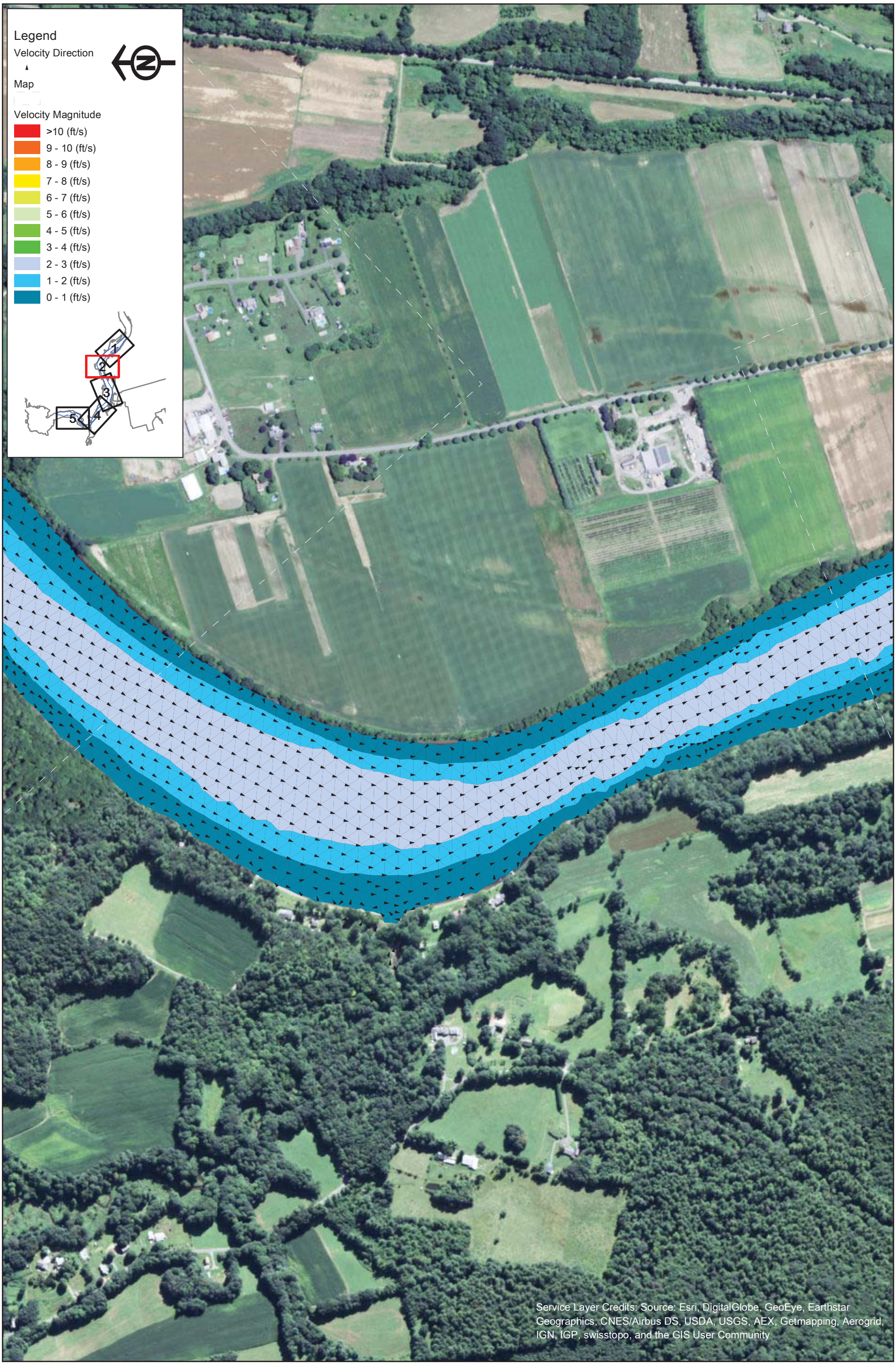

FirstLight
GDF SUEZ

Copyright © 2015 FirstLight Power Resources All rights reserved.

Northfield Mountain Pumped Storage Project (No. 2485)
and Turners Falls Hydroelectric Project (No. 1889)

STUDY REPORT
RELICENSING STUDY 3.3.9

0 250 500 1,000 Feet

Appendix B - Velocity in the Turner Falls Impoundment 5 km Upstream and 5 km Downstream of the Northfield Tailrace

Scenario 55 - Map 2
25% Exceedance Flow (15,700 cfs), 2 Units Pumping (7,600 cfs), 181.3 WSEL at Dam

Path: W:\gis\studies\3_3_09\maps\appendix_b\velocity_vectors.mxd

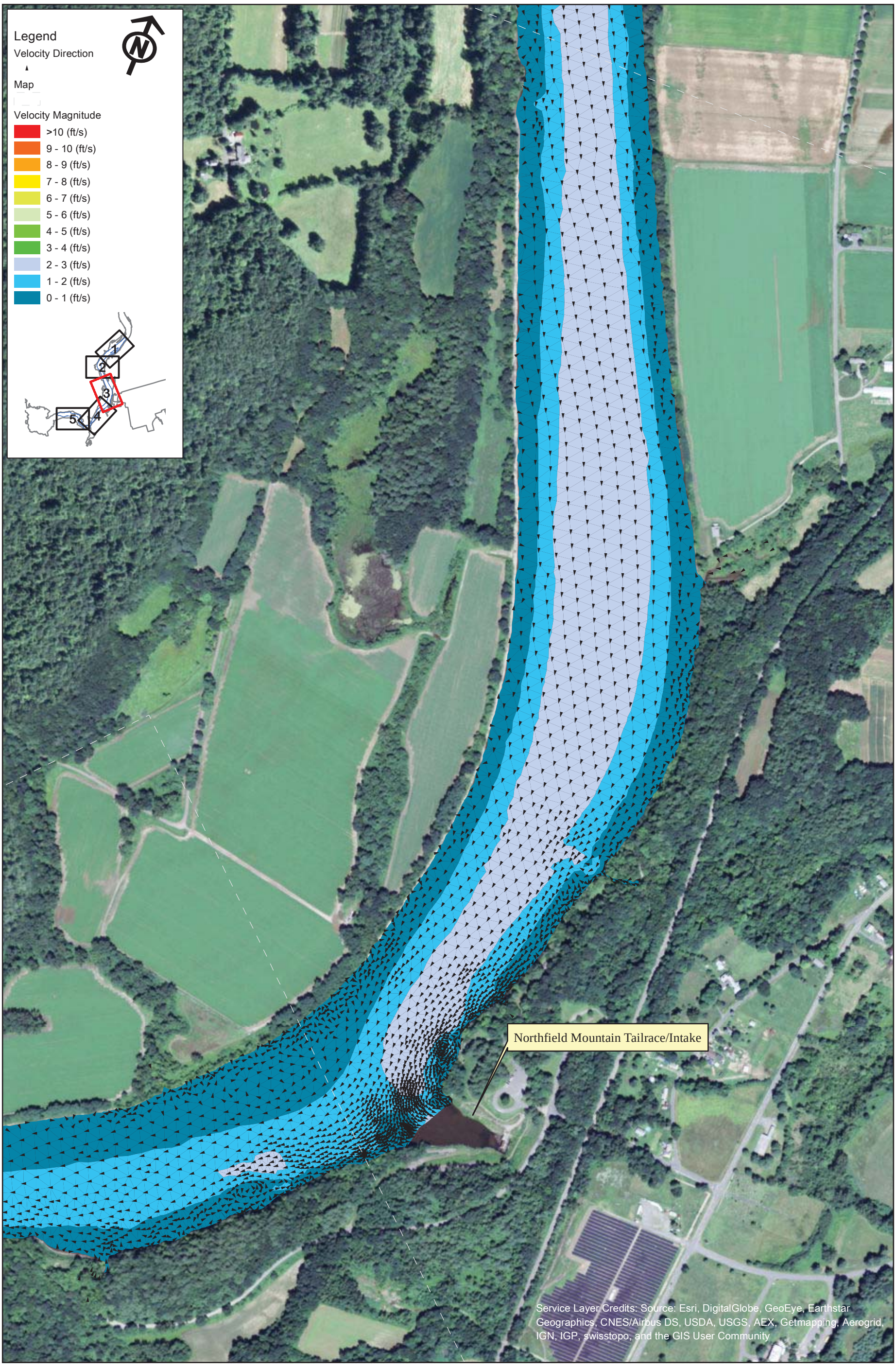

FirstLight
GDF SUEZ

Copyright © 2015 FirstLight Power Resources All rights reserved.

Northfield Mountain Pumped Storage Project (No. 2485)
and Turners Falls Hydroelectric Project (No. 1889)

STUDY REPORT
RELICENSING STUDY 3.3.9

0 250 500 1,000 Feet

Appendix B - Velocity in the Turner Falls Impoundment 5 km Upstream and 5 km Downstream of the Northfield Tailrace

Scenario 55 - Map 3
25% Exceedance Flow (15,700 cfs), 2 Units Pumping (7,600 cfs), 181.3 WSEL at Dam

Path: W:\gis\studies\3_3_09\maps\appendix_b\velocity_vectors.mxd

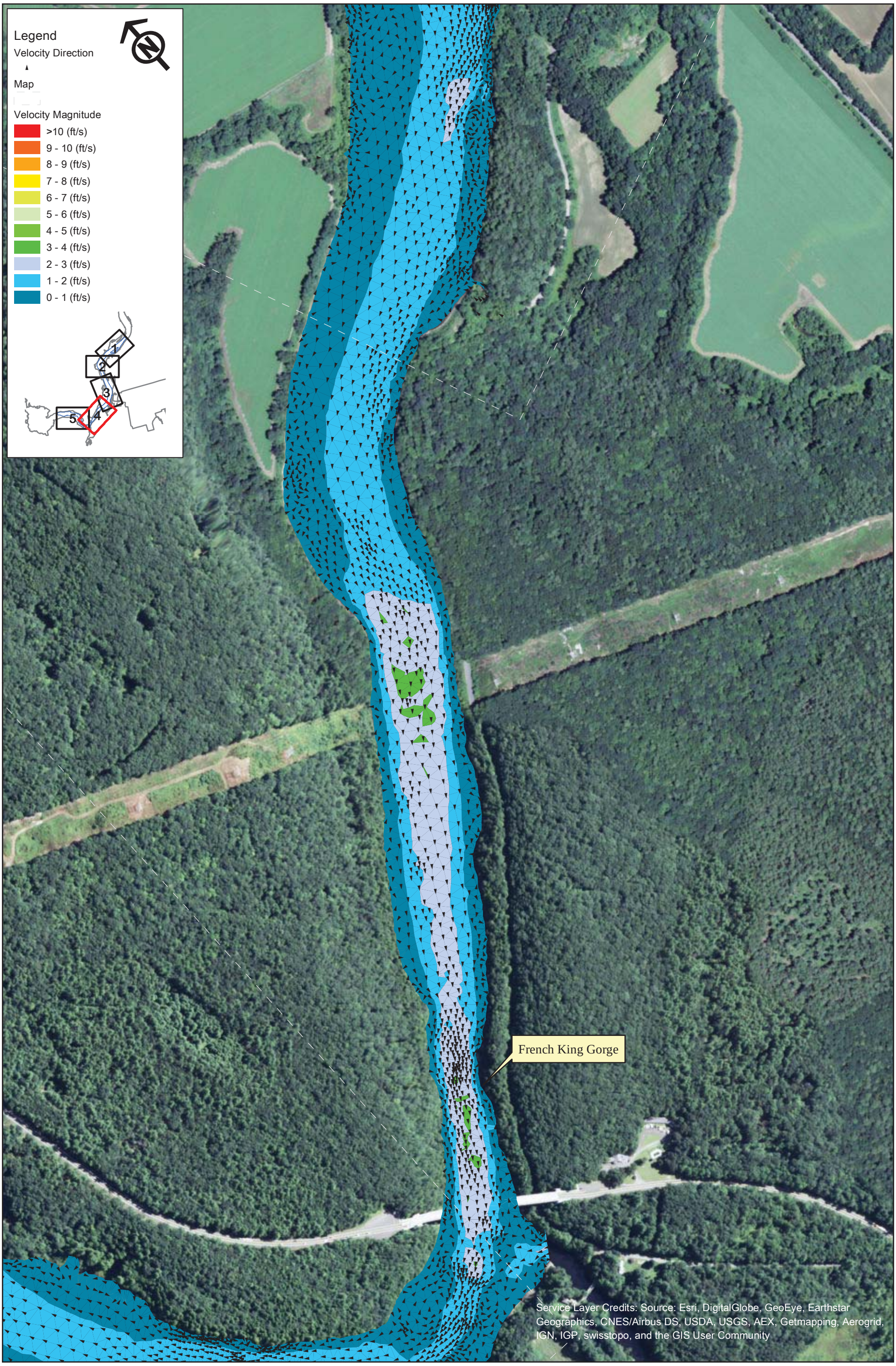

FirstLight
GDF SUEZ

Northfield Mountain Pumped Storage Project (No. 2485)
and Turners Falls Hydroelectric Project (No. 1889)

STUDY REPORT
RELICENSING STUDY 3.3.9

0 250 500 1,000 Feet

Appendix B - Velocity in the Turner Falls Impoundment 5 km Upstream and 5 km Downstream of the Northfield Tailrace

Scenario 55 - Map 4
25% Exceedance Flow (15,700 cfs), 2 Units Pumping (7,600 cfs), 181.3 WSEL at Dam

Copyright © 2015 FirstLight Power Resources All rights reserved.

Path: W:\gis\studies\3_3_09\maps\appendix_b\velocity_vectors.mxd

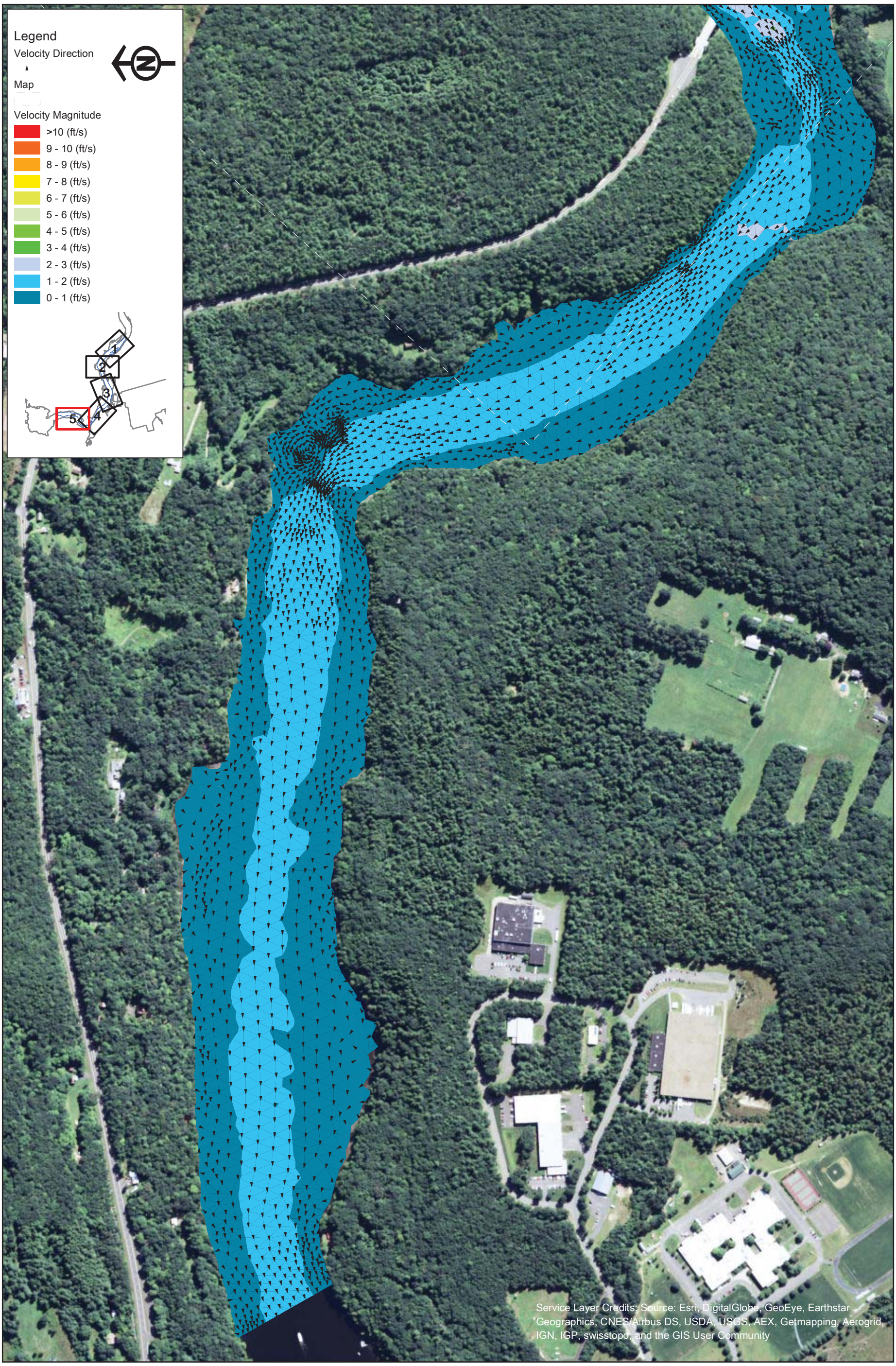

FirstLight GDF SUEZ

Northfield Mountain Pumped Storage Project (No. 2485)
and Turners Falls Hydroelectric Project (No. 1889)

STUDY REPORT
RELICENSING STUDY 3.3.9

0 250 500 1,000 Feet

Appendix B - Velocity in the Turner Falls Impoundment 5 km Upstream and 5 km Downstream of the Northfield Tailrace

Scenario 55 - Map 5
25% Exceedance Flow (15,700 cfs), 2 Units Pumping (7,600 cfs), 181.3 WSEL at Dam

Copyright © 2015 FirstLight Power Resources All rights reserved.

Path: W:\gis\studies\3_3_09\maps\appendix_b\velocity_vectors.mxd

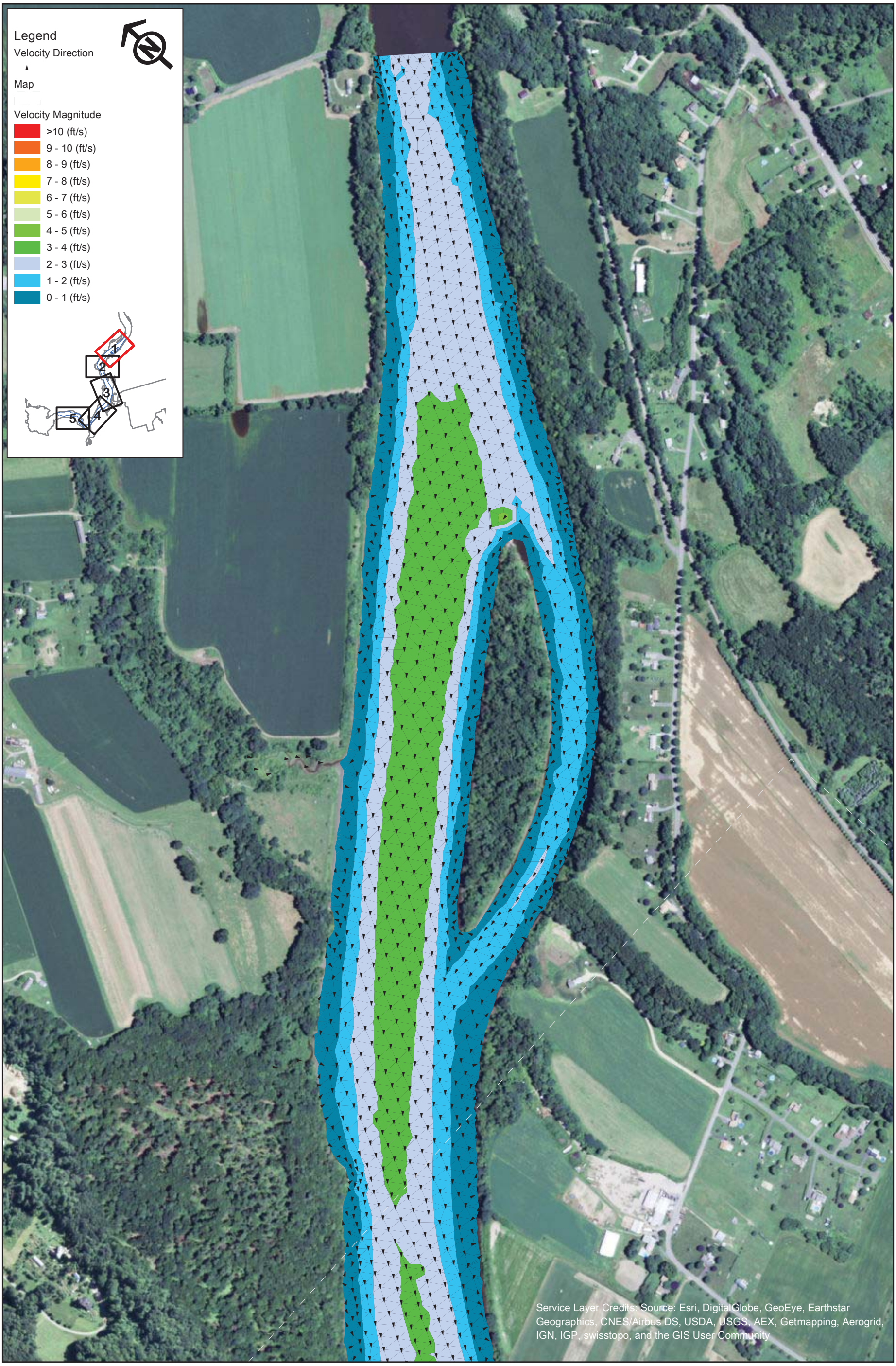

FirstLight
GDF SUEZ

Northfield Mountain Pumped Storage Project (No. 2485)
and Turners Falls Hydroelectric Project (No. 1889)

STUDY REPORT
RELICENSING STUDY 3.3.9

0 250 500 1,000 Feet

Appendix B - Velocity in the Turner Falls Impoundment 5 km Upstream and 5 km Downstream of the Northfield Tailrace

Scenario 56 - Map 1
25% Exceedance Flow (15,700 cfs), 4 Units Pumping (15,200 cfs), 181.3 WSEL at Dam

Copyright © 2015 FirstLight Power Resources All rights reserved.

Path: W:\gis\studies\3_3_09\maps\appendix_b\velocity_vectors.mxd

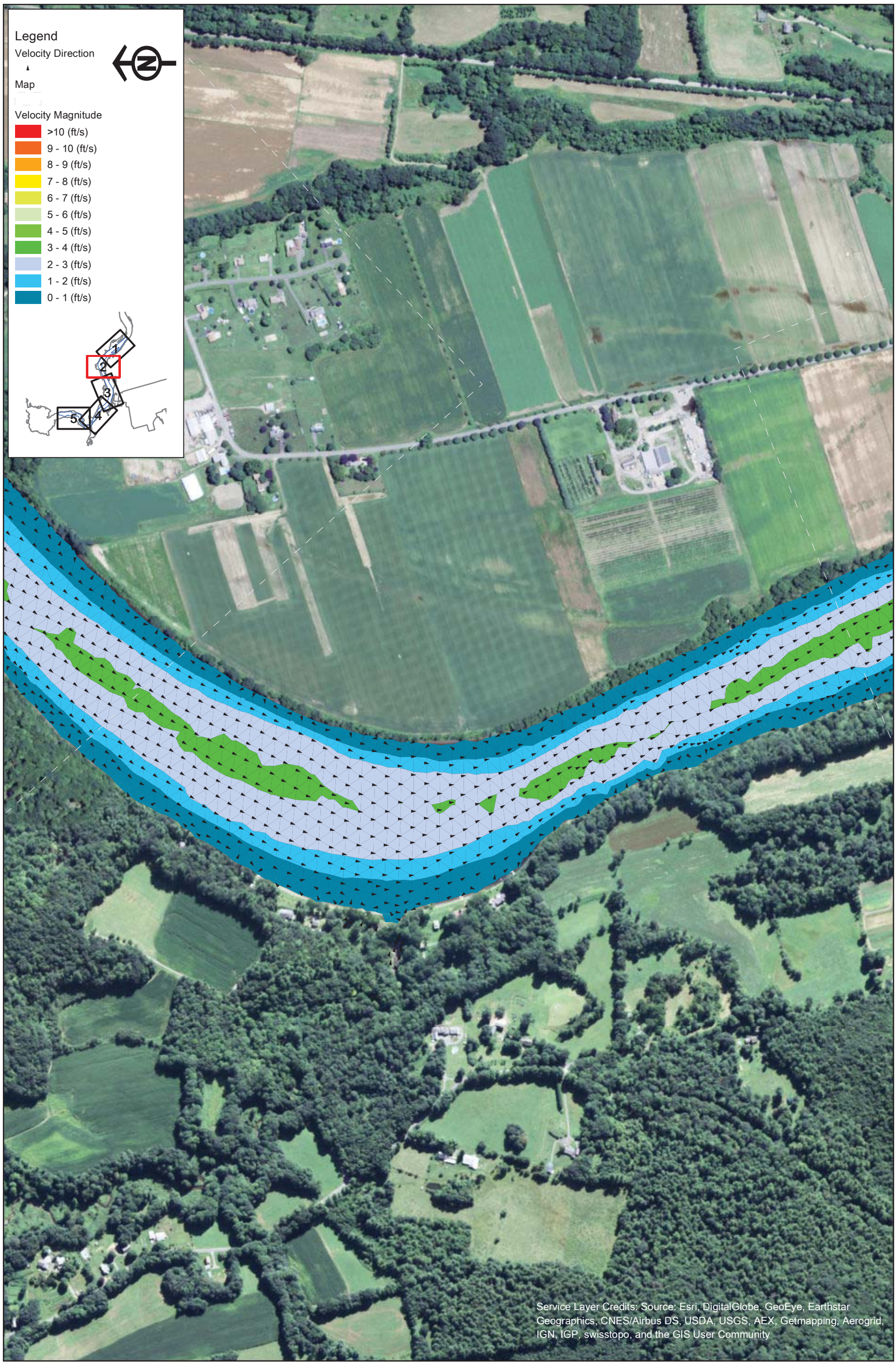

FirstLight
GDF SUEZ

Copyright © 2015 FirstLight Power Resources All rights reserved.

Northfield Mountain Pumped Storage Project (No. 2485)
and Turners Falls Hydroelectric Project (No. 1889)

STUDY REPORT
RELICENSING STUDY 3.3.9

0 250 500 1,000 Feet

Appendix B - Velocity in the Turner Falls Impoundment 5 km Upstream and 5 km Downstream of the Northfield Tailrace

Scenario 56 - Map 2
25% Exceedance Flow (15,700 cfs), 4 Units Pumping (15,200 cfs), 181.3 WSEL at Dam

Path: W:\gis\studies\3_3_09\maps\appendix_b\velocity_vectors.mxd

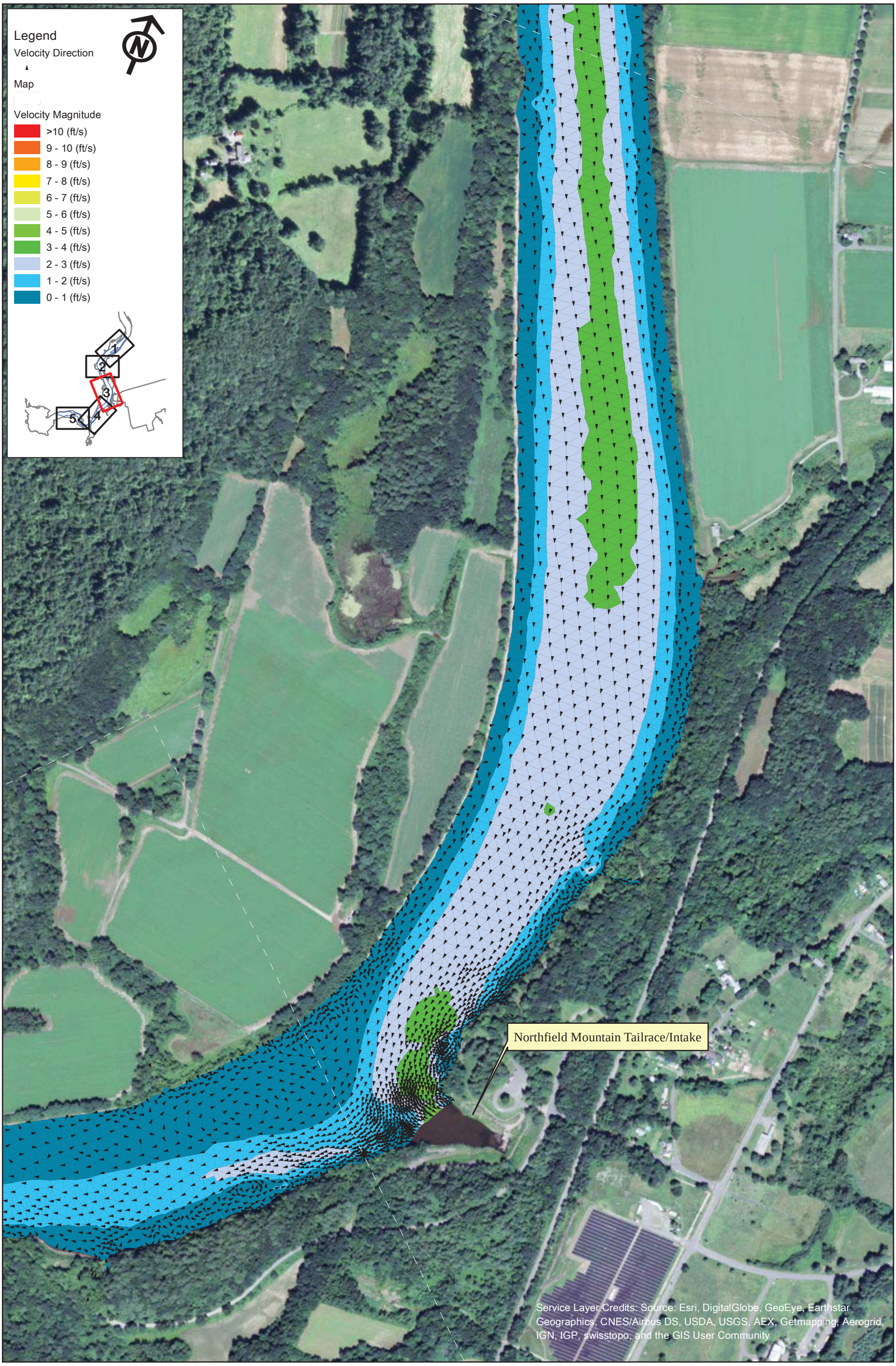

FirstLight
GDF SUEZ

Northfield Mountain Pumped Storage Project (No. 2485)
and Turners Falls Hydroelectric Project (No. 1889)

STUDY REPORT
RELICENSING STUDY 3.3.9

0 250 500 1,000 Feet

Appendix B - Velocity in the Turner Falls Impoundment 5 km Upstream and 5 km Downstream of the Northfield Tailrace

Scenario 56 - Map 3
25% Exceedance Flow (15,700 cfs), 4 Units Pumping (15,200 cfs), 181.3 WSEL at Dam

Copyright © 2015 FirstLight Power Resources All rights reserved.

Path: W:\gis\studies\3_3_09\maps\appendix_b\velocity_vectors.mxd

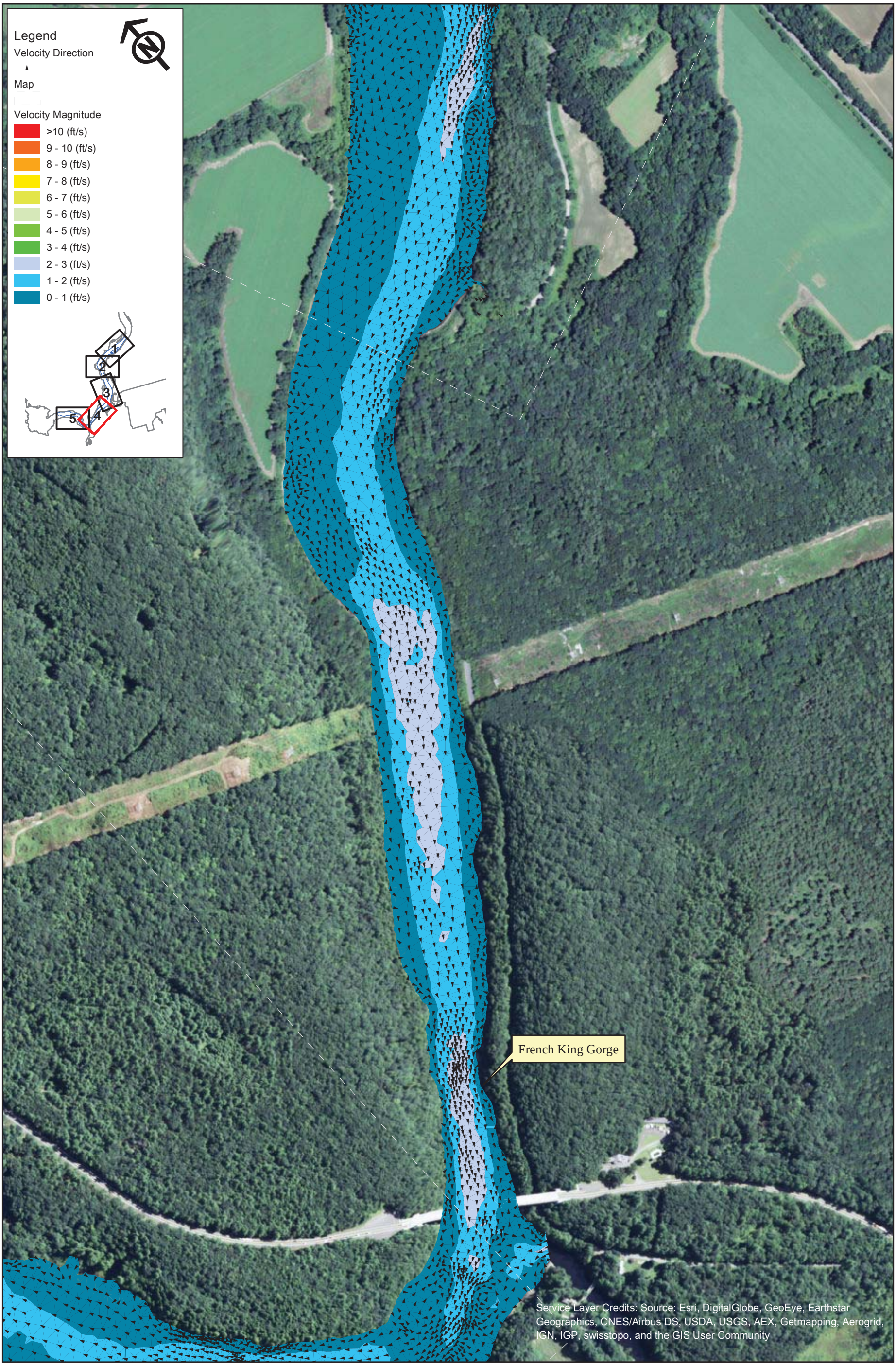

FirstLight GDF SUEZ

Northfield Mountain Pumped Storage Project (No. 2485)
and Turners Falls Hydroelectric Project (No. 1889)

STUDY REPORT
RELICENSING STUDY 3.3.9

0 250 500 1,000 Feet

Appendix B - Velocity in the Turner Falls Impoundment 5 km Upstream and 5 km Downstream of the Northfield Tailrace

Scenario 56 - Map 4
25% Exceedance Flow (15,700 cfs), 4 Units Pumping (15,200 cfs), 181.3 WSEL at Dam

Copyright © 2015 FirstLight Power Resources All rights reserved.

Path: W:\gis\studies\3_3_09\maps\appendix_b\velocity_vectors.mxd

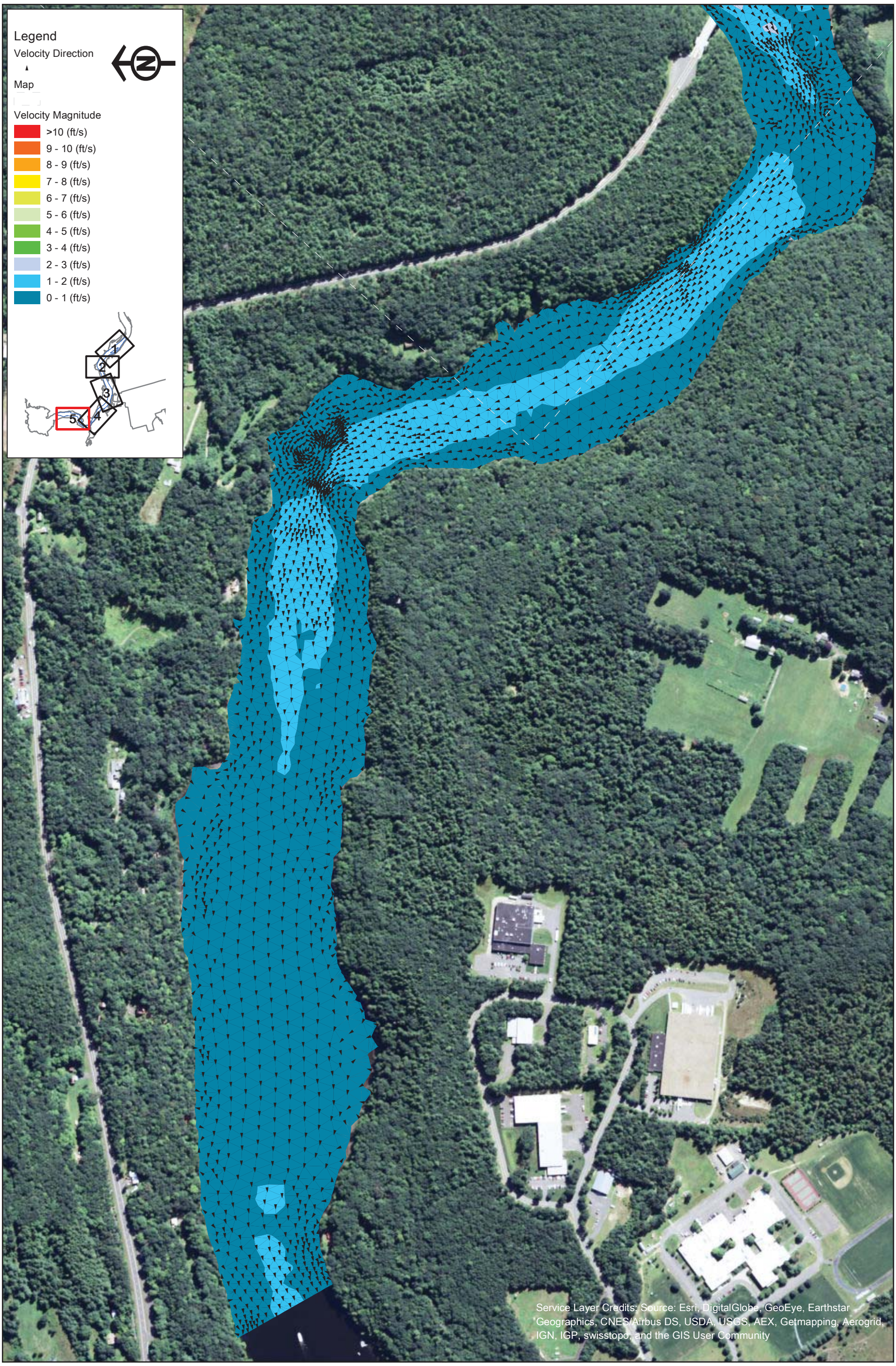

FirstLight GDF SUEZ

Northfield Mountain Pumped Storage Project (No. 2485)
and Turners Falls Hydroelectric Project (No. 1889)

STUDY REPORT
RELICENSING STUDY 3.3.9

0 250 500 1,000 Feet

Appendix B - Velocity in the Turner Falls Impoundment 5 km Upstream and 5 km Downstream of the Northfield Tailrace

Scenario 56 - Map 5
25% Exceedance Flow (15,700 cfs), 4 Units Pumping (15,200 cfs), 181.3 WSEL at Dam

Copyright © 2015 FirstLight Power Resources All rights reserved.

Path: W:\gis\studies\3_3_09\maps\appendix_b\velocity_vectors.mxd

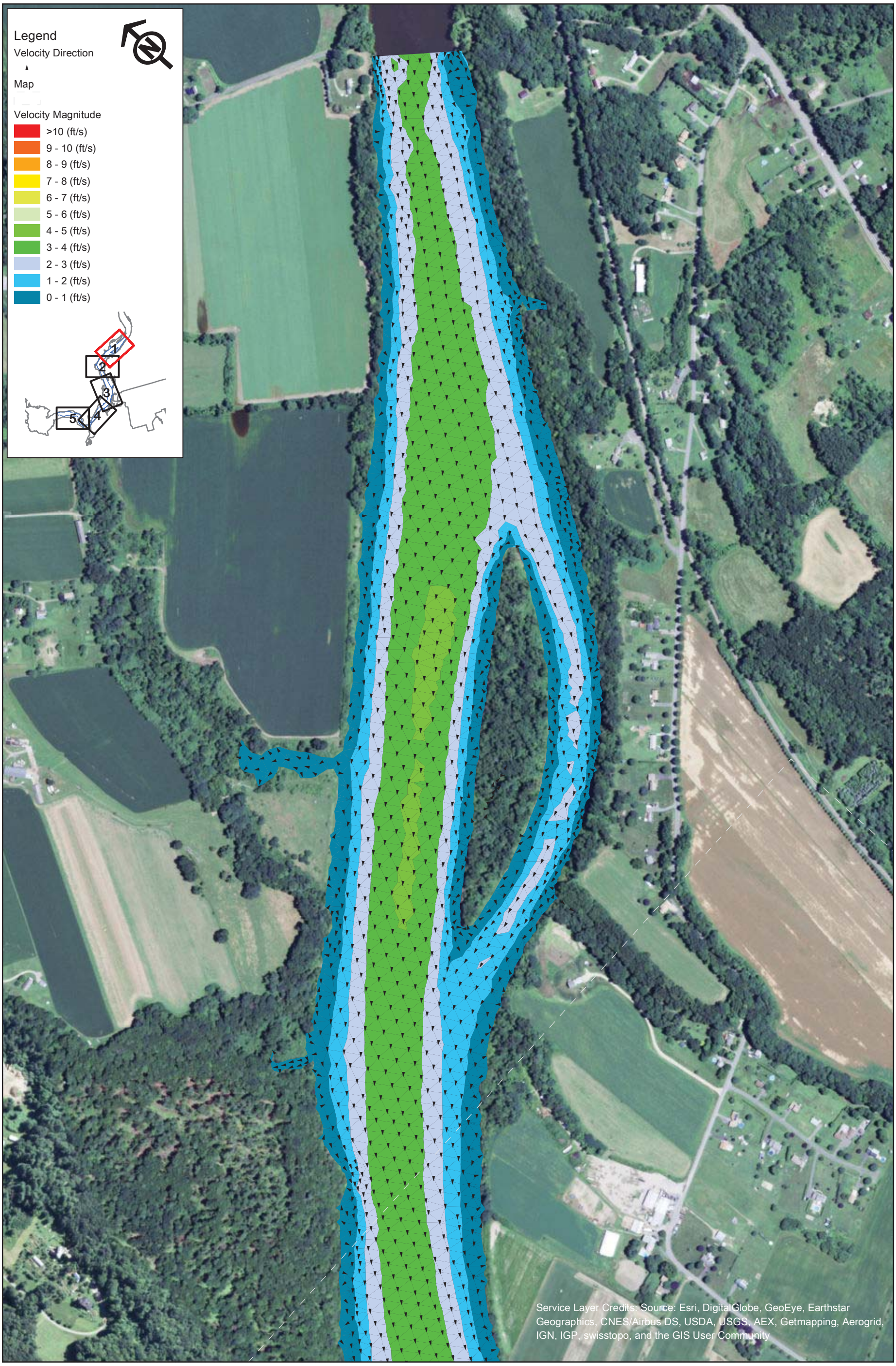

FirstLight GDF SUEZ

Northfield Mountain Pumped Storage Project (No. 2485)
and Turners Falls Hydroelectric Project (No. 1889)

STUDY REPORT
RELICENSING STUDY 3.3.9

0 250 500 1,000 Feet

Appendix B - Velocity in the Turner Falls Impoundment 5 km Upstream and 5 km Downstream of the Northfield Tailrace

Scenario 57 - Map 1
5% Exceedance Flow (40,100 cfs), 2 Units Generating (10,000 cfs), 181.3 WSEL at Dam

Copyright © 2015 FirstLight Power Resources All rights reserved.

Path: W:\gis\studies\3_3_09\maps\appendix_b\velocity_vectors.mxd

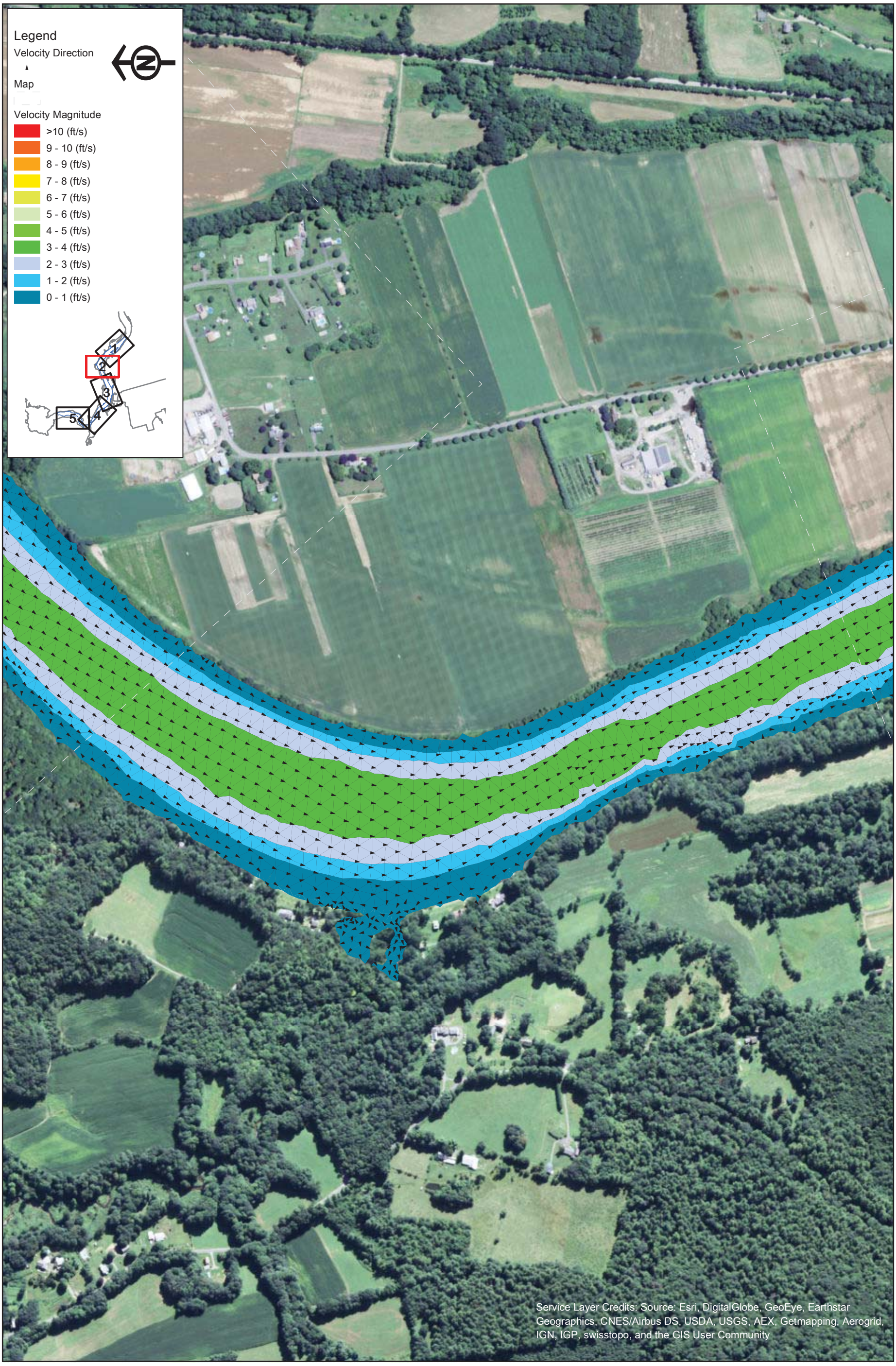

FirstLight GDF SUEZ

Northfield Mountain Pumped Storage Project (No. 2485)
and Turners Falls Hydroelectric Project (No. 1889)

STUDY REPORT
RELICENSING STUDY 3.3.9

0 250 500 1,000 Feet

Appendix B - Velocity in the Turner Falls Impoundment 5 km Upstream and 5 km Downstream of the Northfield Tailrace

Scenario 57 - Map 2
5% Exceedance Flow (40,100 cfs), 2 Units Generating (10,000 cfs), 181.3 WSEL at Dam

Copyright © 2015 FirstLight Power Resources All rights reserved.

Path: W:\gis\studies\3_3_09\maps\appendix_b\velocity_vectors.mxd

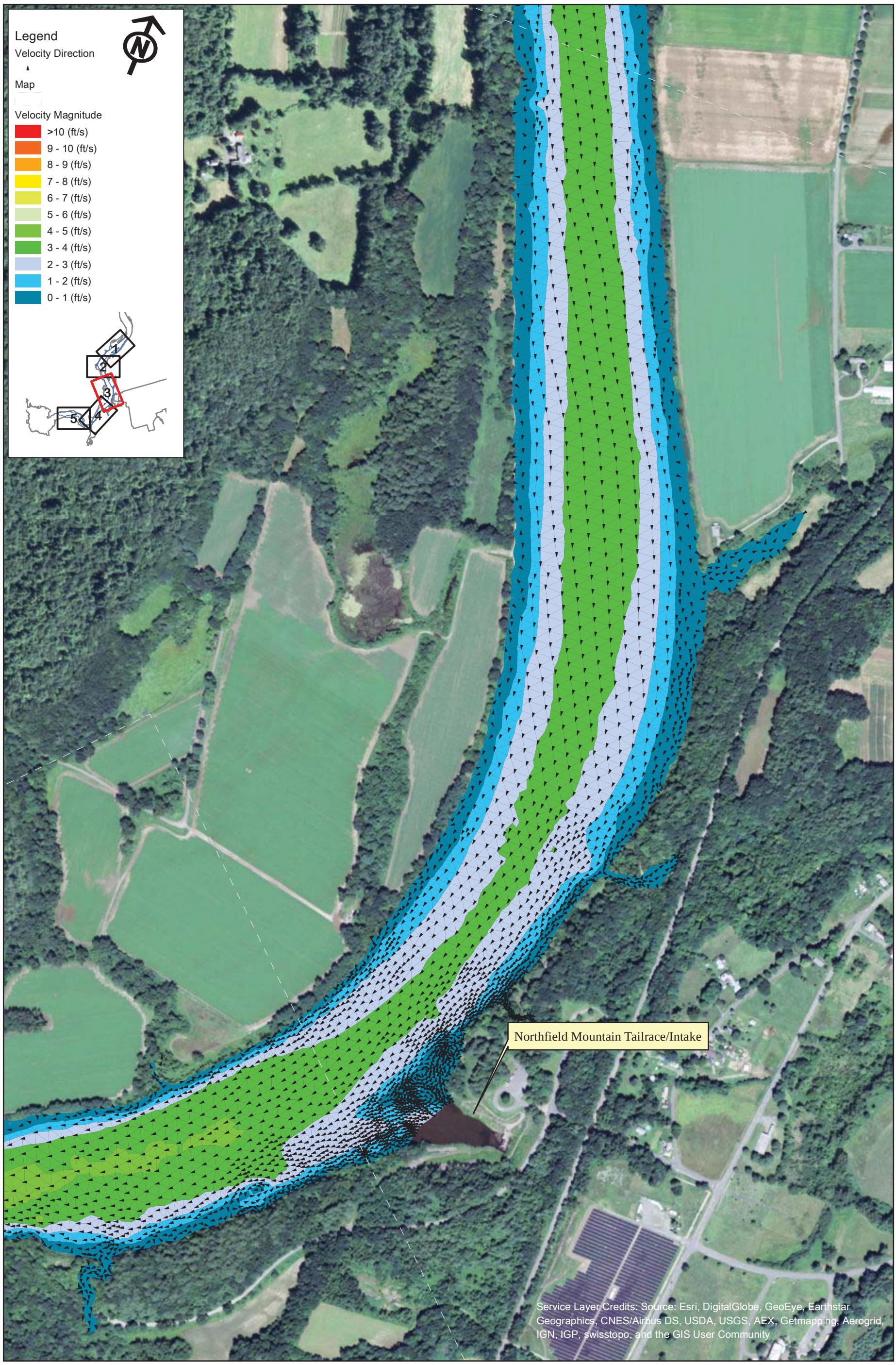

FirstLight
GDF SUEZ

Copyright © 2015 FirstLight Power Resources All rights reserved.

Northfield Mountain Pumped Storage Project (No. 2485)
and Turners Falls Hydroelectric Project (No. 1889)

STUDY REPORT
RELICENSING STUDY 3.3.9

0 250 500 1,000 Feet

Appendix B - Velocity in the Turner Falls Impoundment 5 km Upstream and 5 km Downstream of the Northfield Tailrace

Scenario 57 - Map 3
5% Exceedance Flow (40,100 cfs), 2 Units Generating (10,000 cfs), 181.3 WSEL at Dam

Path: W:\gis\studies\3_3_09\maps\appendix_b\velocity_vectors.mxd

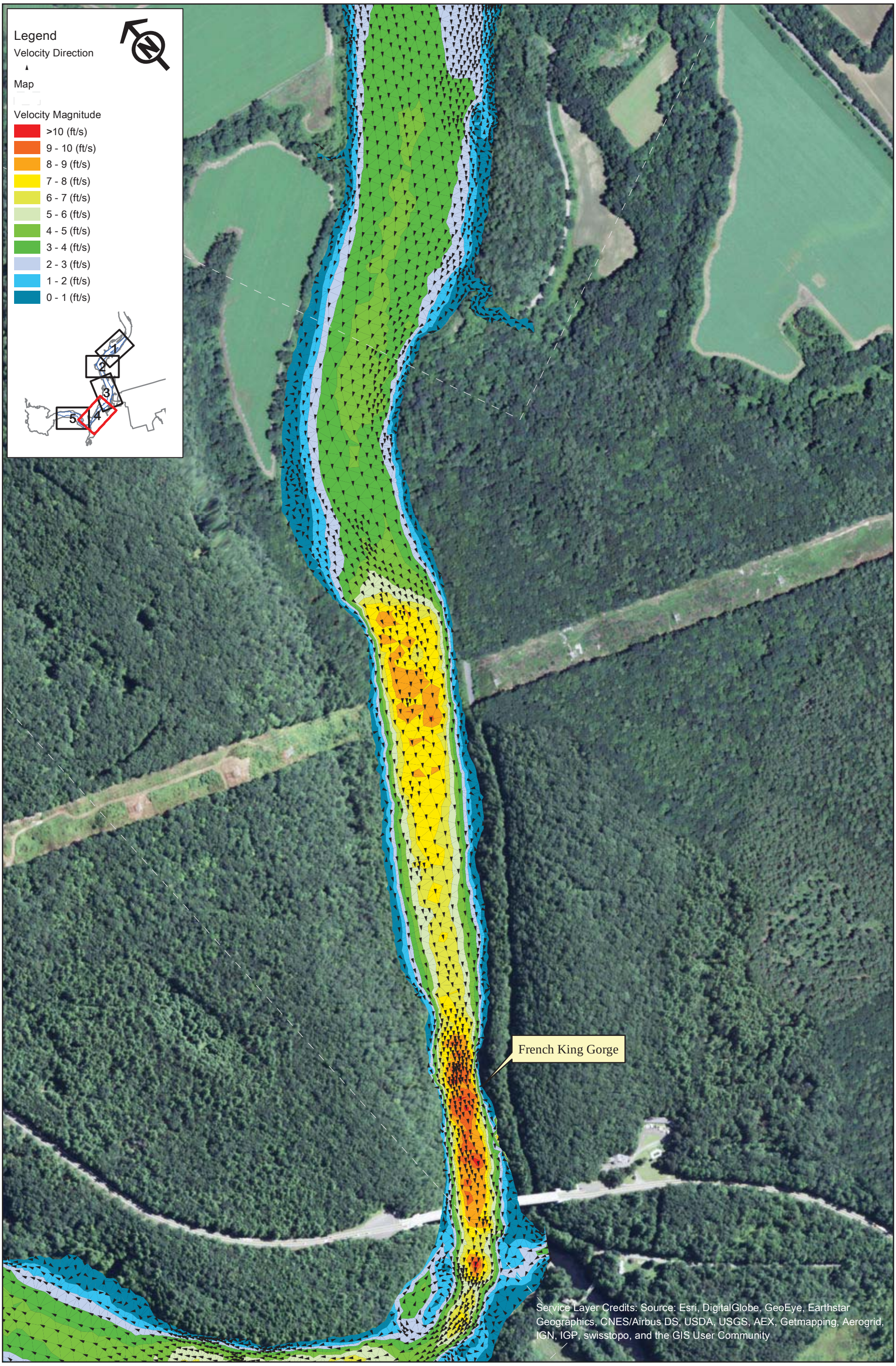

FirstLight
GDF SUEZ

Northfield Mountain Pumped Storage Project (No. 2485)
and Turners Falls Hydroelectric Project (No. 1889)

STUDY REPORT
RELICENSING STUDY 3.3.9

0 250 500 1,000 Feet

Appendix B - Velocity in the Turner Falls Impoundment 5 km Upstream and 5 km Downstream of the Northfield Tailrace

Scenario 57 - Map 4
5% Exceedance Flow (40,100 cfs), 2 Units Generating (10,000 cfs), 181.3 WSEL at Dam

Copyright © 2015 FirstLight Power Resources All rights reserved.

Path: W:\gis\studies\3_3_09\maps\appendix_b\velocity_vectors.mxd

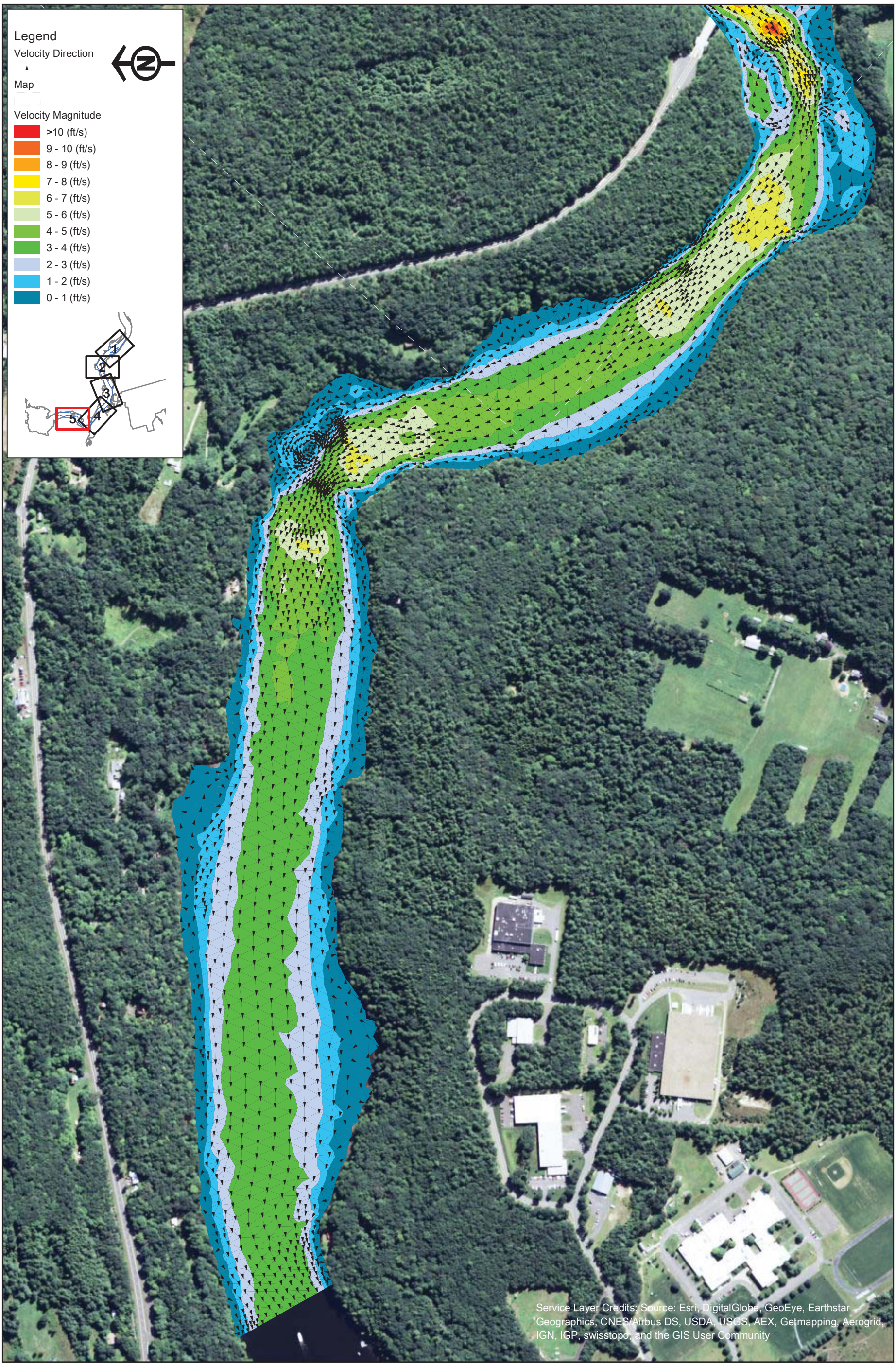

FirstLight
GDF SUEZ

Copyright © 2015 FirstLight Power Resources All rights reserved.

Northfield Mountain Pumped Storage Project (No. 2485)
and Turners Falls Hydroelectric Project (No. 1889)

STUDY REPORT
RELICENSING STUDY 3.3.9

0 250 500 1,000 Feet

Appendix B - Velocity in the Turner Falls Impoundment 5 km Upstream and 5 km Downstream of the Northfield Tailrace

Scenario 57 - Map 5
5% Exceedance Flow (40,100 cfs), 2 Units Generating (10,000 cfs), 181.3 WSEL at Dam

Path: W:\gis\studies\3_3_09\maps\appendix_b\velocity_vectors.mxd

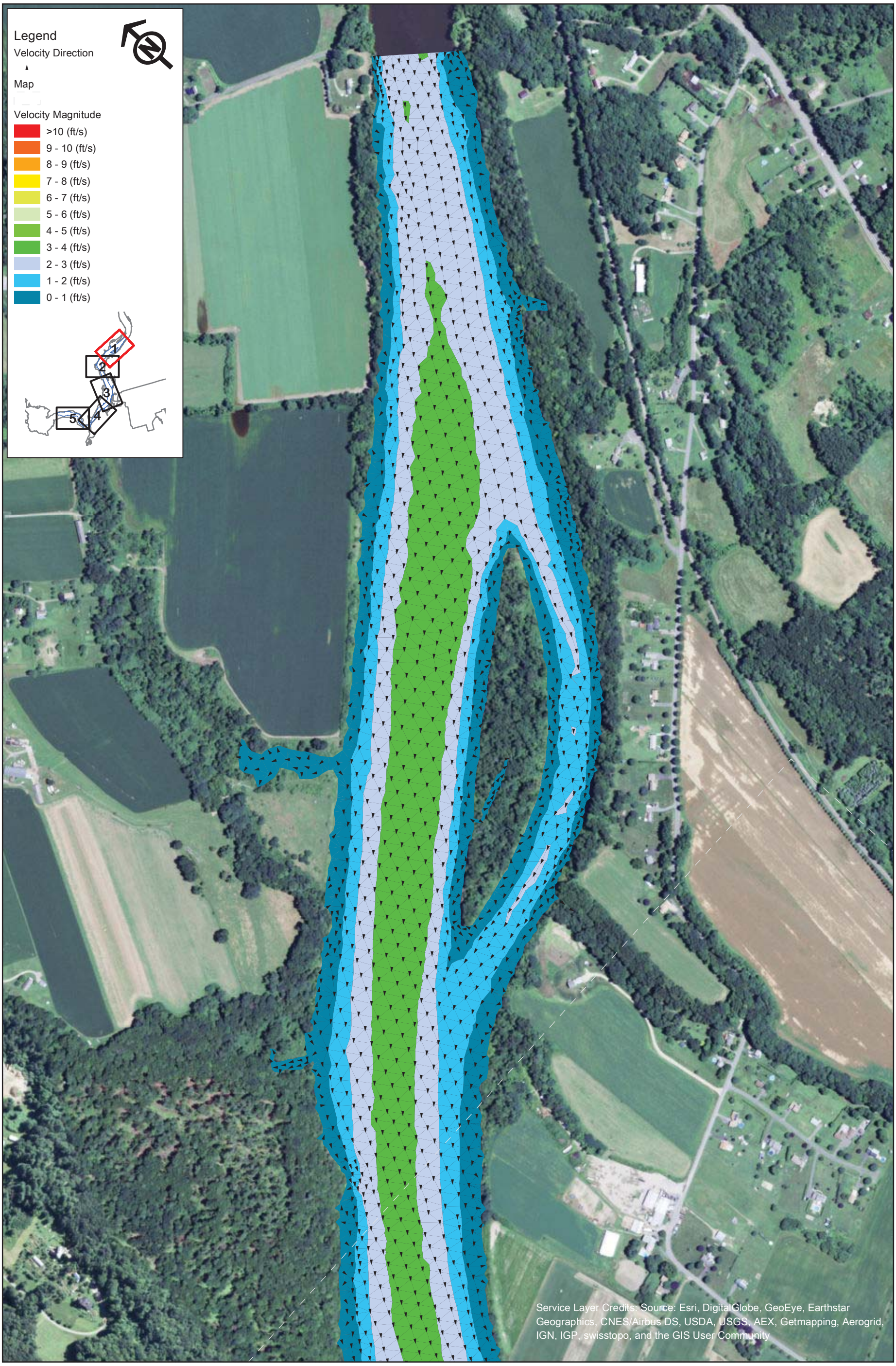

FirstLight GDF SUEZ

Northfield Mountain Pumped Storage Project (No. 2485)
and Turners Falls Hydroelectric Project (No. 1889)

STUDY REPORT
RELICENSING STUDY 3.3.9

0 250 500 1,000 Feet

Appendix B - Velocity in the Turner Falls Impoundment 5 km Upstream and 5 km Downstream of the Northfield Tailrace

Scenario 58 - Map 1
5% Exceedance Flow (40,100 cfs), 4 Units Generating (20,000 cfs), 181.3 WSEL at Dam

Copyright © 2015 FirstLight Power Resources All rights reserved.

Path: W:\gis\studies\3_3_09\maps\appendix_b\velocity_vectors.mxd

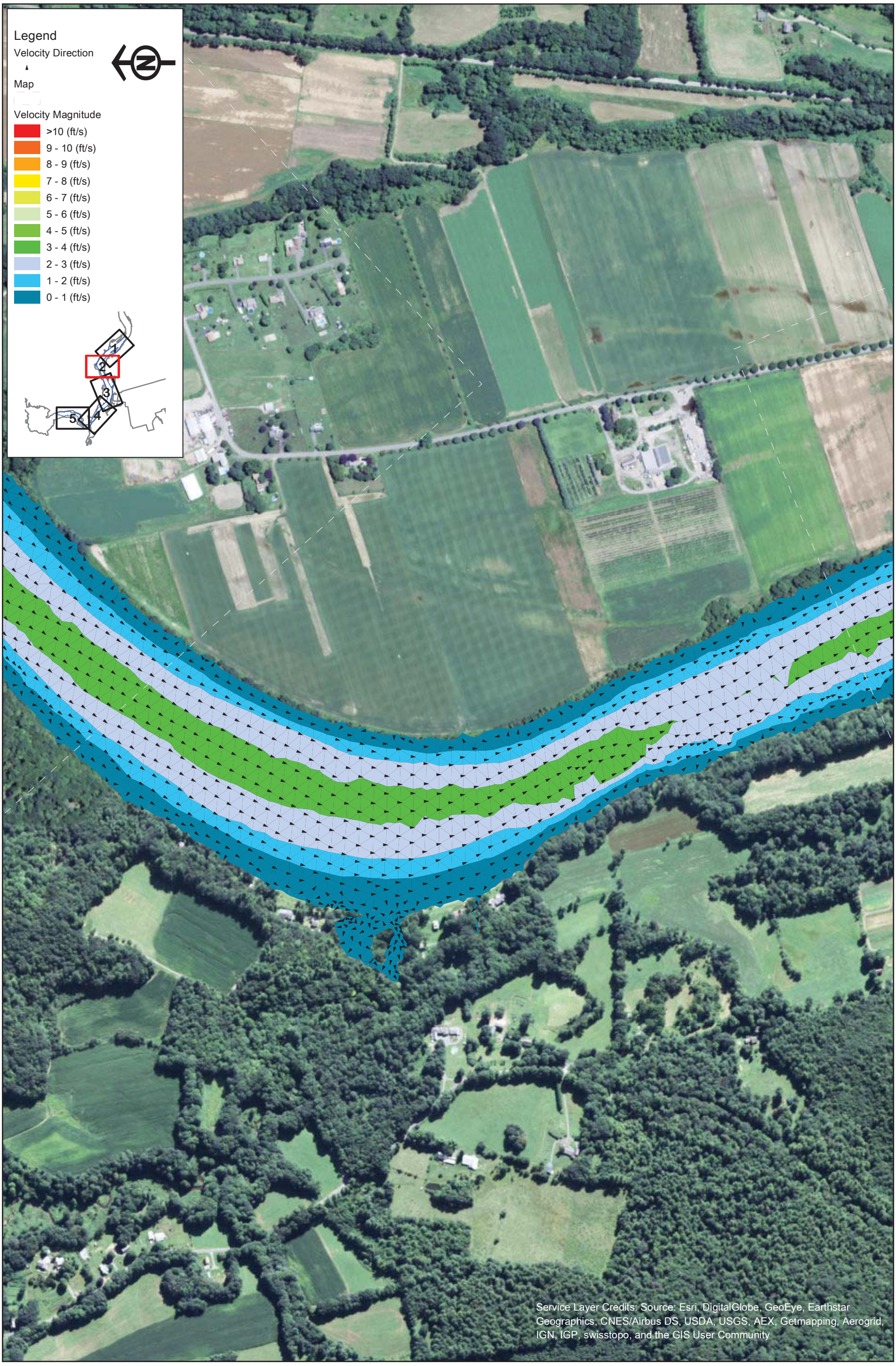

FirstLight GDF SUEZ

Copyright © 2015 FirstLight Power Resources All rights reserved.

Northfield Mountain Pumped Storage Project (No. 2485)
and Turners Falls Hydroelectric Project (No. 1889)

STUDY REPORT
RELICENSING STUDY 3.3.9

0 250 500 1,000 Feet

Appendix B - Velocity in the Turner Falls Impoundment 5 km Upstream and 5 km Downstream of the Northfield Tailrace

Scenario 58 - Map 2
5% Exceedance Flow (40,100 cfs), 4 Units Generating (20,000 cfs), 181.3 WSEL at Dam

Path: W:\gis\studies\3_3_09\maps\appendix_b\velocity_vectors.mxd

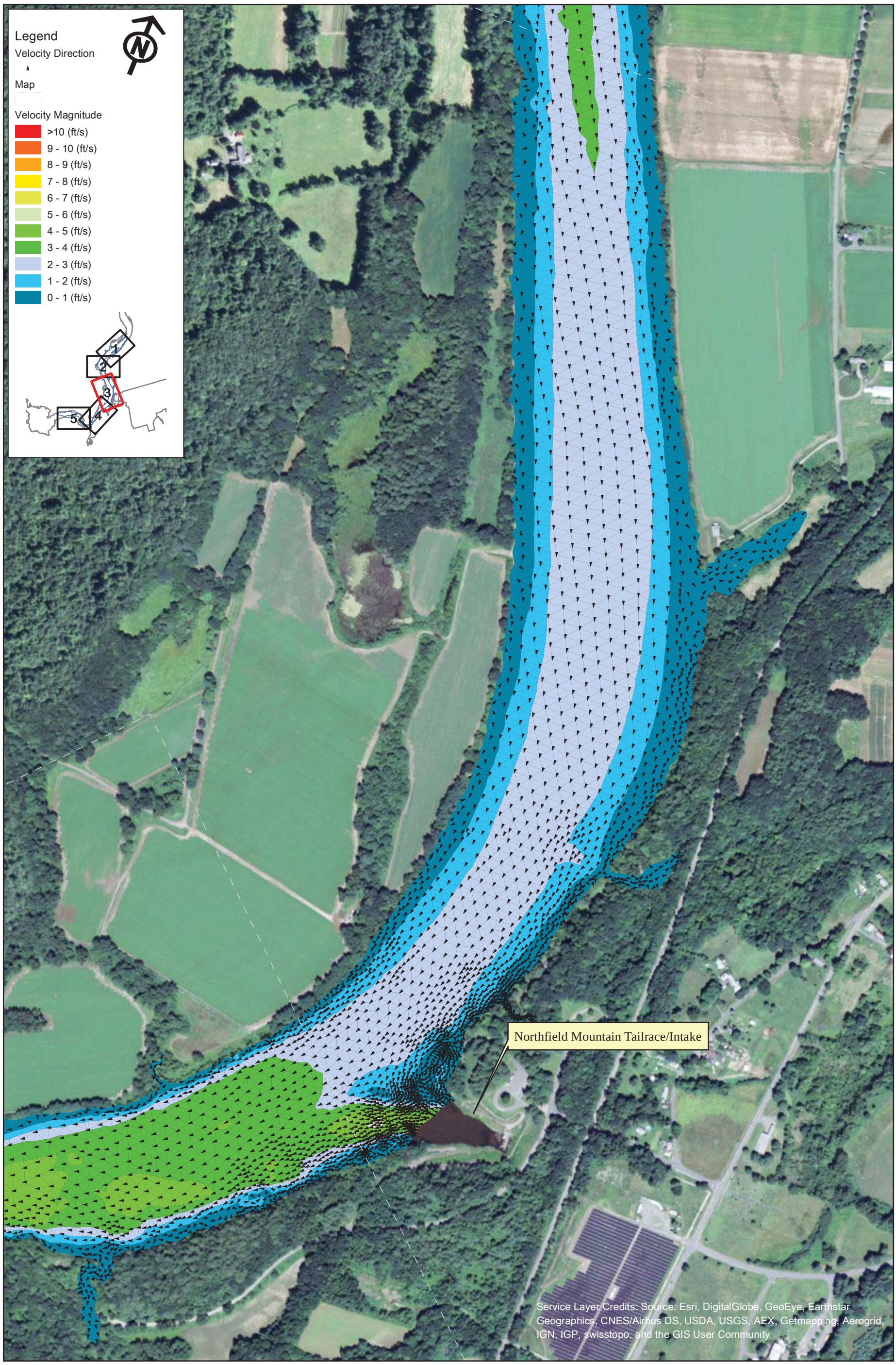

FirstLight
GDF SUEZ

Copyright © 2015 FirstLight Power Resources All rights reserved.

Northfield Mountain Pumped Storage Project (No. 2485)
and Turners Falls Hydroelectric Project (No. 1889)

STUDY REPORT
RELICENSING STUDY 3.3.9

0 250 500 1,000 Feet

Appendix B - Velocity in the Turner Falls Impoundment 5 km Upstream and 5 km Downstream of the Northfield Tailrace

Scenario 58 - Map 3
5% Exceedance Flow (40,100 cfs), 4 Units Generating (20,000 cfs), 181.3 WSEL at Dam

Path: W:\gis\studies\3_3_09\maps\appendix_b\velocity_vectors.mxd

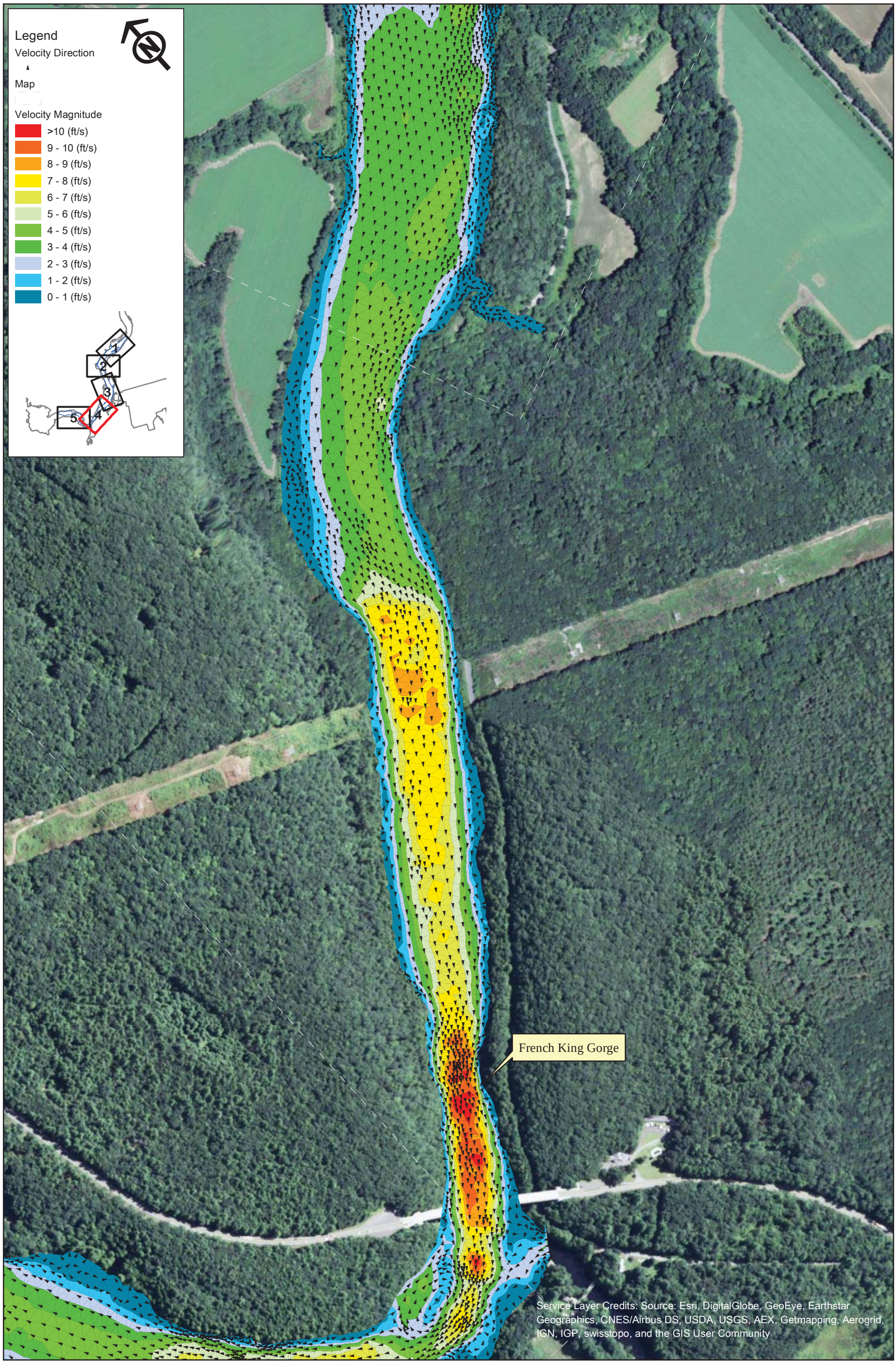

FirstLight GDF SUEZ

Northfield Mountain Pumped Storage Project (No. 2485)
and Turners Falls Hydroelectric Project (No. 1889)

STUDY REPORT
RELICENSING STUDY 3.3.9

0 250 500 1,000 Feet

Appendix B - Velocity in the Turner Falls Impoundment 5 km Upstream and 5 km Downstream of the Northfield Tailrace

Scenario 58 - Map 4
5% Exceedance Flow (40,100 cfs), 4 Units Generating (20,000 cfs), 181.3 WSEL at Dam

Copyright © 2015 FirstLight Power Resources All rights reserved.

Path: W:\gis\studies\3_3_09\maps\appendix_b\velocity_vectors.mxd

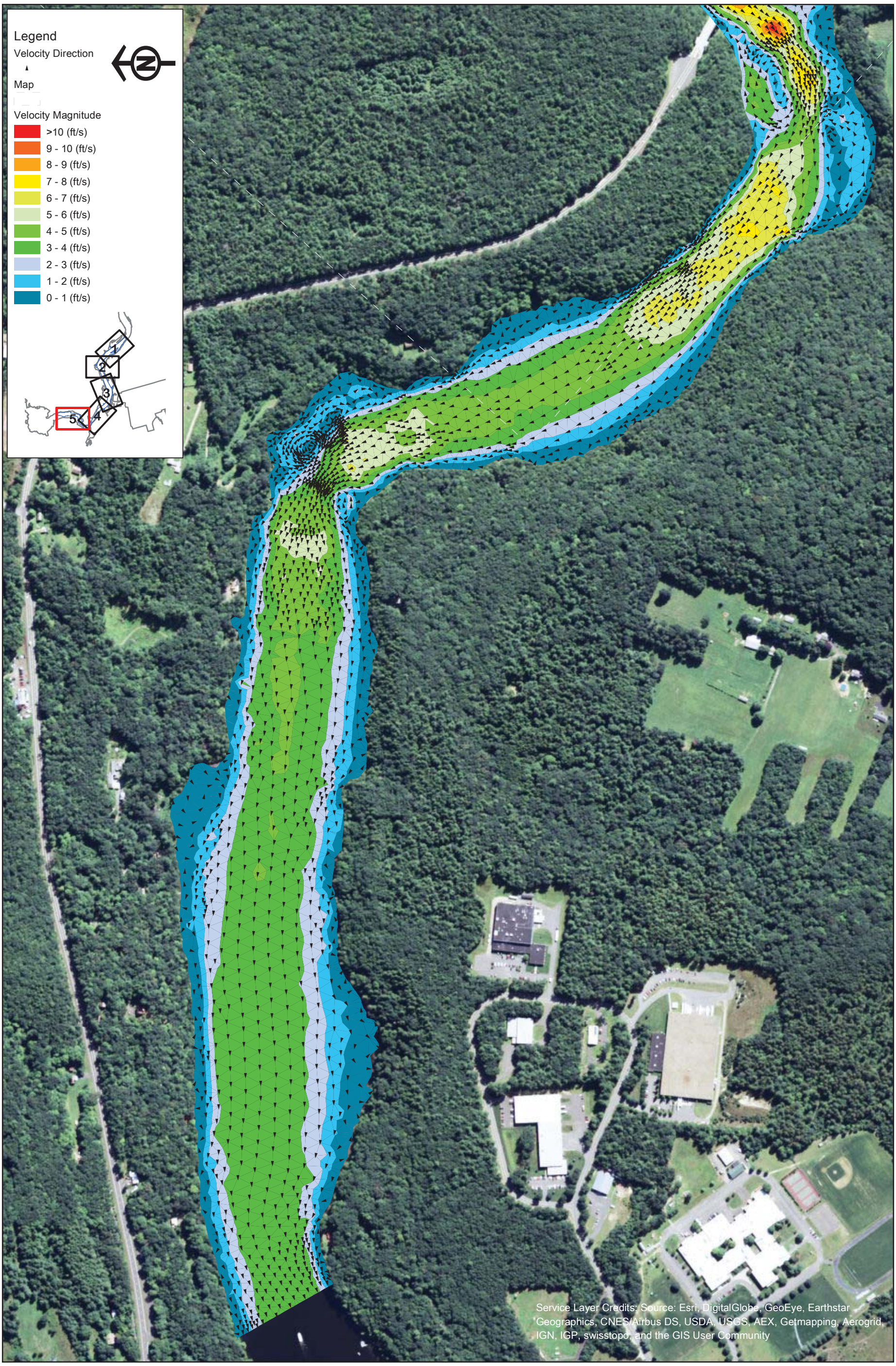

FirstLight
GDF SUEZ

Copyright © 2015 FirstLight Power Resources All rights reserved.

Northfield Mountain Pumped Storage Project (No. 2485)
and Turners Falls Hydroelectric Project (No. 1889)

STUDY REPORT
RELICENSING STUDY 3.3.9

0 250 500 1,000 Feet

Appendix B - Velocity in the Turner Falls Impoundment 5 km Upstream and 5 km Downstream of the Northfield Tailrace

Scenario 58 - Map 5
5% Exceedance Flow (40,100 cfs), 4 Units Generating (20,000 cfs), 181.3 WSEL at Dam

Path: W:\gis\studies\3_3_09\maps\appendix_b\velocity_vectors.mxd

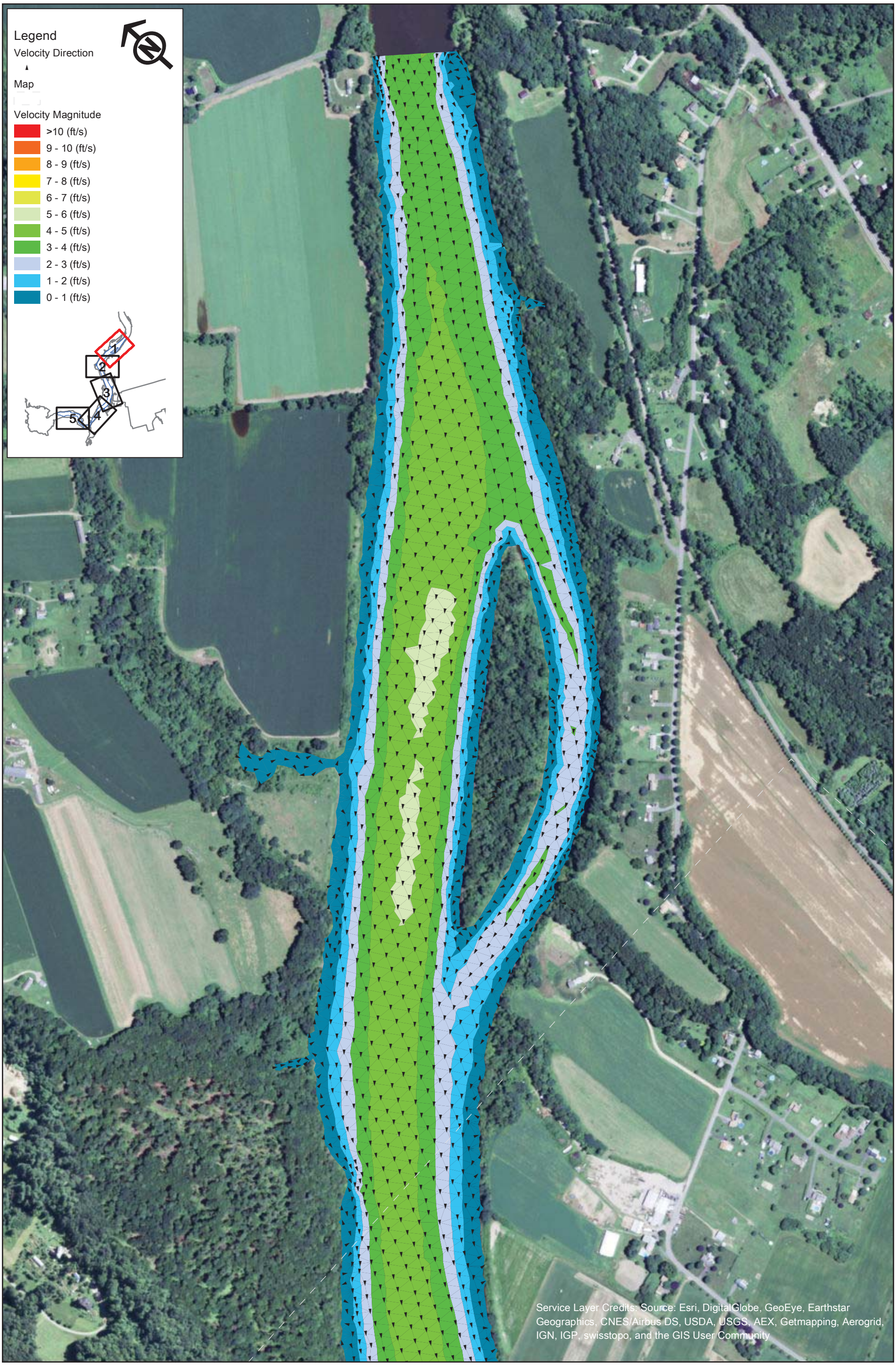

FirstLight GDF SUEZ

Northfield Mountain Pumped Storage Project (No. 2485)
and Turners Falls Hydroelectric Project (No. 1889)

STUDY REPORT
RELICENSING STUDY 3.3.9

0 250 500 1,000 Feet

Appendix B - Velocity in the Turner Falls Impoundment 5 km Upstream and 5 km Downstream of the Northfield Tailrace

Scenario 59 - Map 1
5% Exceedance Flow (40,100 cfs), 2 Units Pumping (7,600 cfs), 181.3 WSEL at Dam

Copyright © 2015 FirstLight Power Resources All rights reserved.

Path: W:\gis\studies\3_3_09\maps\appendix_b\velocity_vectors.mxd

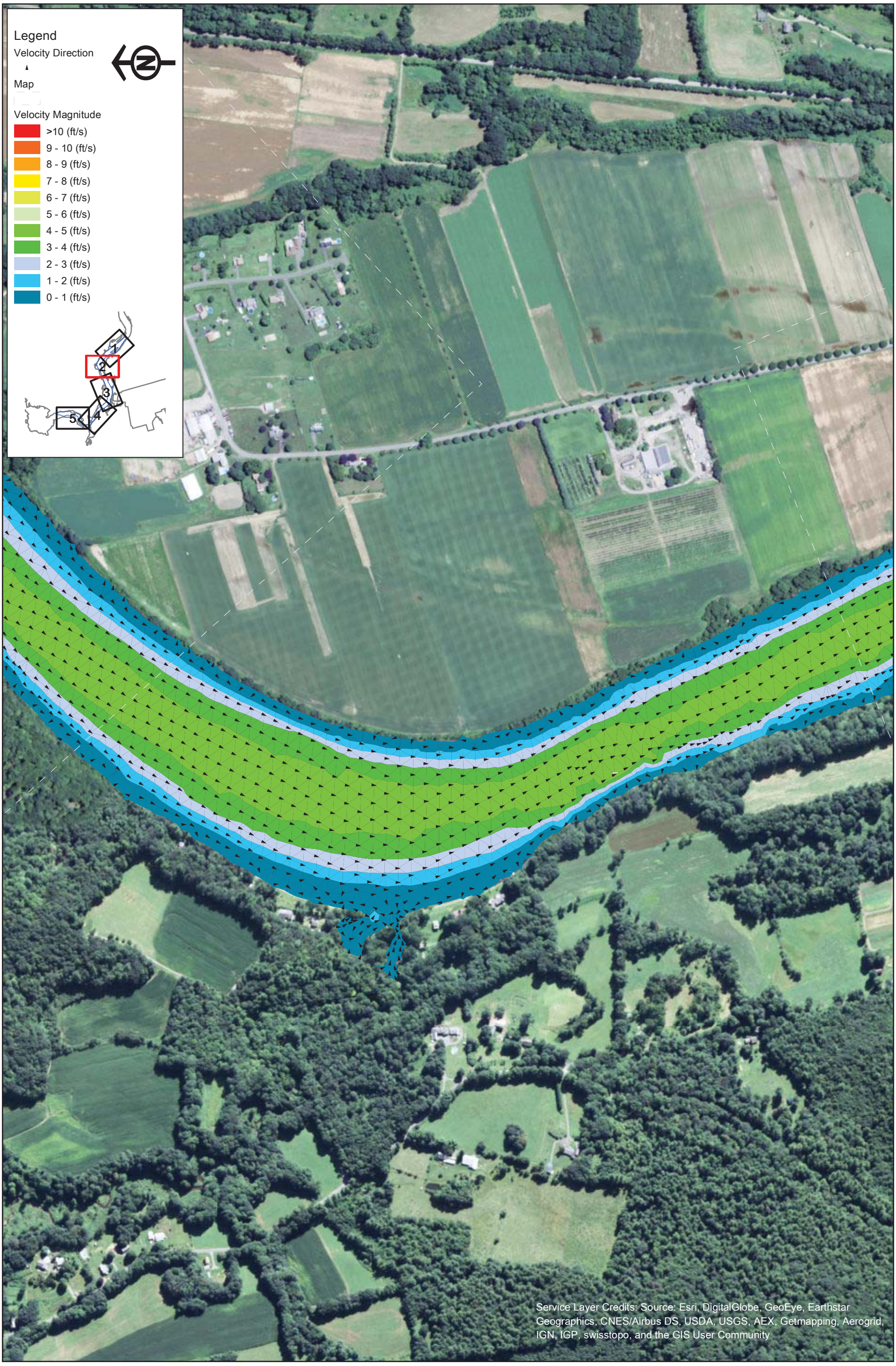

FirstLight GDF SUEZ

Northfield Mountain Pumped Storage Project (No. 2485)
and Turners Falls Hydroelectric Project (No. 1889)

STUDY REPORT
RELICENSING STUDY 3.3.9

0 250 500 1,000 Feet

Appendix B - Velocity in the Turner Falls Impoundment 5 km Upstream and 5 km Downstream of the Northfield Tailrace

Scenario 59 - Map 2
5% Exceedance Flow (40,100 cfs), 2 Units Pumping (7,600 cfs), 181.3 WSEL at Dam

Copyright © 2015 FirstLight Power Resources All rights reserved.

Path: W:\gis\studies\3_3_09\maps\appendix_b\velocity_vectors.mxd

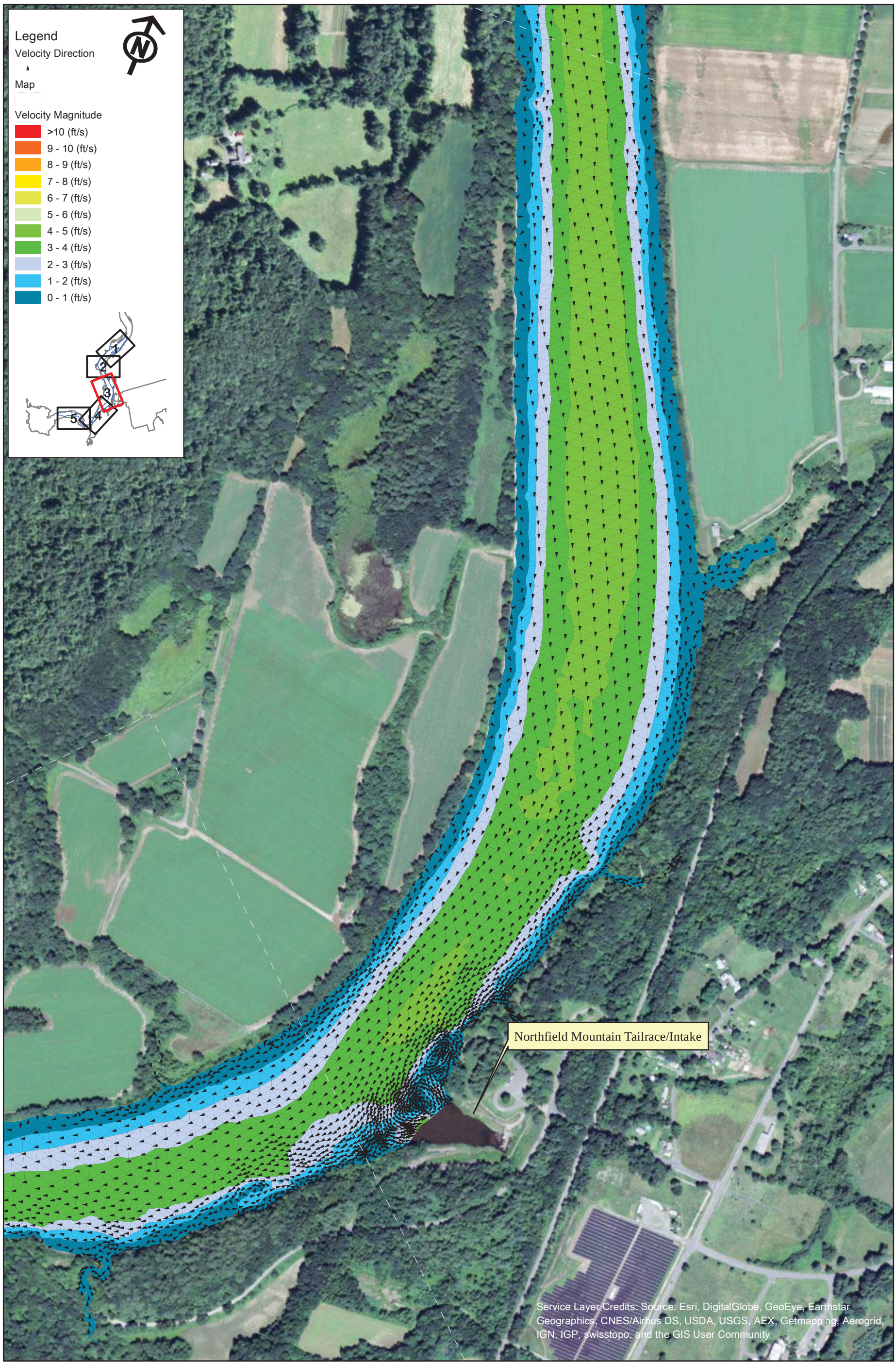

FirstLight
GDF SUEZ

Northfield Mountain Pumped Storage Project (No. 2485)
and Turners Falls Hydroelectric Project (No. 1889)

STUDY REPORT
RELICENSING STUDY 3.3.9

0 250 500 1,000 Feet

Appendix B - Velocity in the Turner Falls Impoundment 5 km Upstream and 5 km Downstream of the Northfield Tailrace

Scenario 59 - Map 3
5% Exceedance Flow (40,100 cfs), 2 Units Pumping (7,600 cfs), 181.3 WSEL at Dam

Copyright © 2015 FirstLight Power Resources All rights reserved.

Path: W:\gis\studies\3_3_09\maps\appendix_b\velocity_vectors.mxd

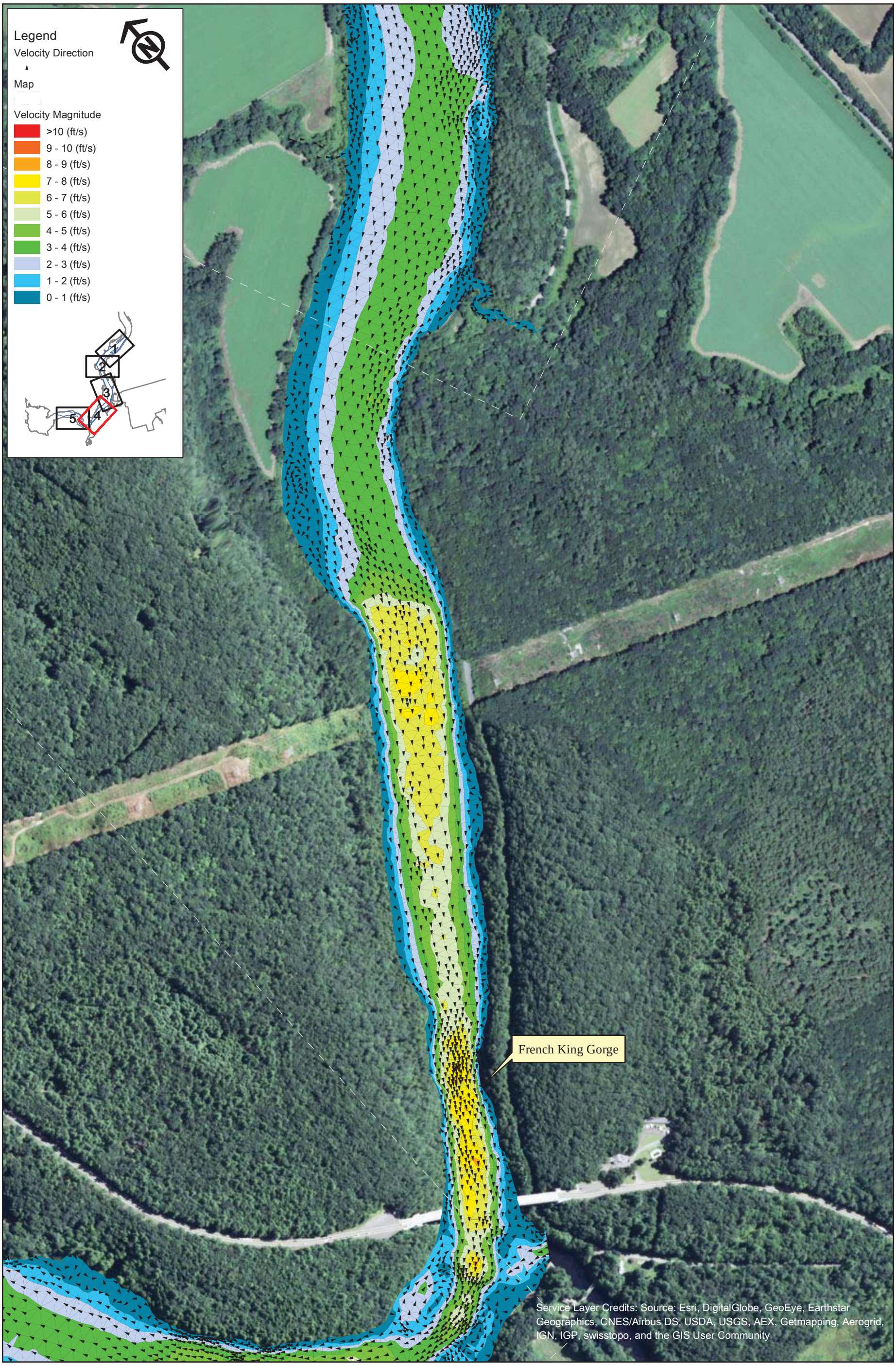

FirstLight
GDF SUEZ

Northfield Mountain Pumped Storage Project (No. 2485)
and Turners Falls Hydroelectric Project (No. 1889)

STUDY REPORT
RELICENSING STUDY 3.3.9

0 250 500 1,000 Feet

Appendix B - Velocity in the Turner Falls Impoundment 5 km Upstream and 5 km Downstream of the Northfield Tailrace

Scenario 59 - Map 4
5% Exceedance Flow (40,100 cfs), 2 Units Pumping (7,600 cfs), 181.3 WSEL at Dam

Copyright © 2015 FirstLight Power Resources All rights reserved.

Path: W:\gis\studies\3_3_09\maps\appendix_b\velocity_vectors.mxd

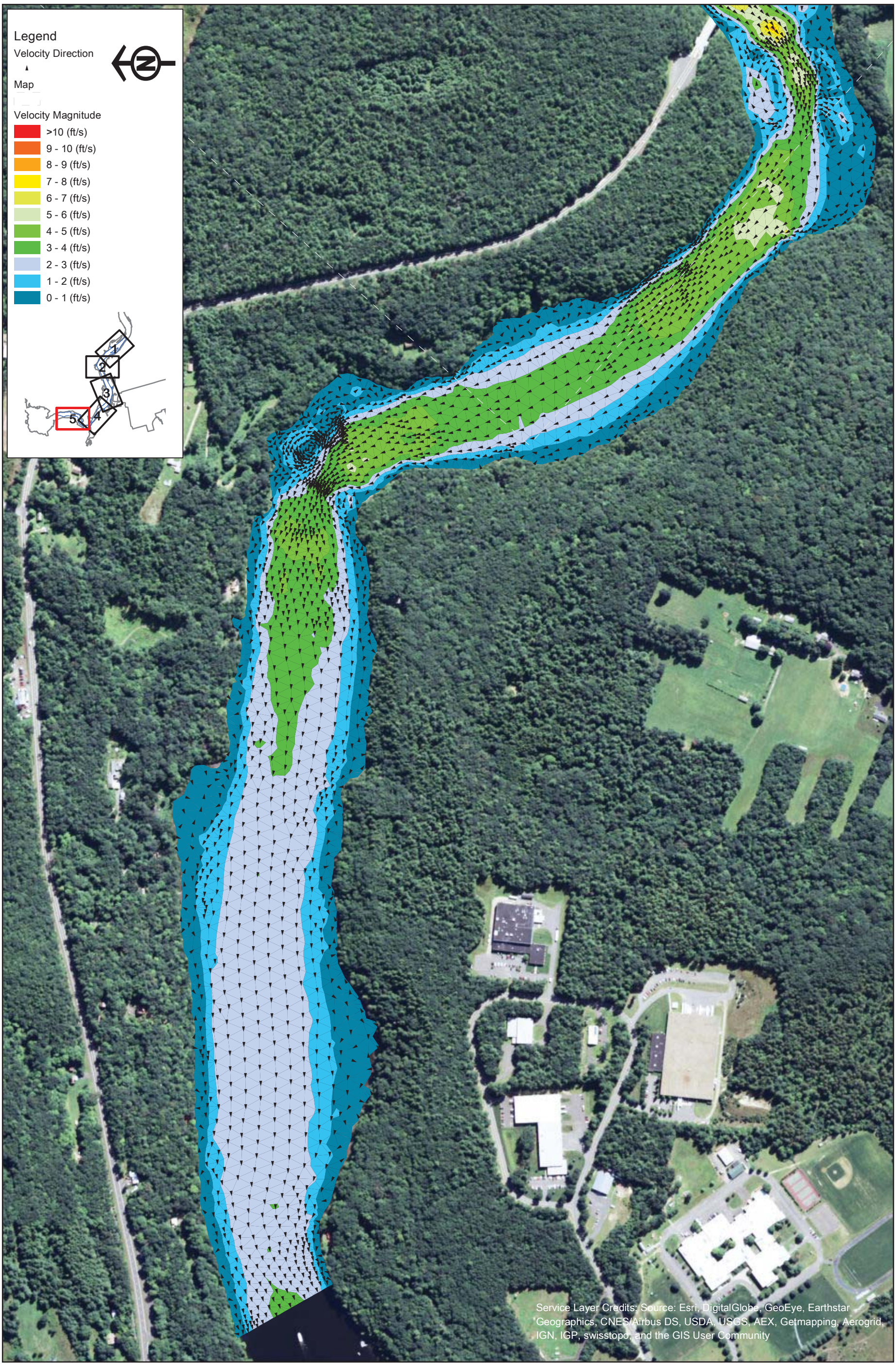

FirstLight GDF SUEZ

Northfield Mountain Pumped Storage Project (No. 2485)
and Turners Falls Hydroelectric Project (No. 1889)

STUDY REPORT
RELICENSING STUDY 3.3.9

0 250 500 1,000 Feet

Appendix B - Velocity in the Turner Falls Impoundment 5 km Upstream and 5 km Downstream of the Northfield Tailrace

Scenario 59 - Map 5
5% Exceedance Flow (40,100 cfs), 2 Units Pumping (7,600 cfs), 181.3 WSEL at Dam

Copyright © 2015 FirstLight Power Resources All rights reserved.

Path: W:\gis\studies\3_3_09\maps\appendix_b\velocity_vectors.mxd

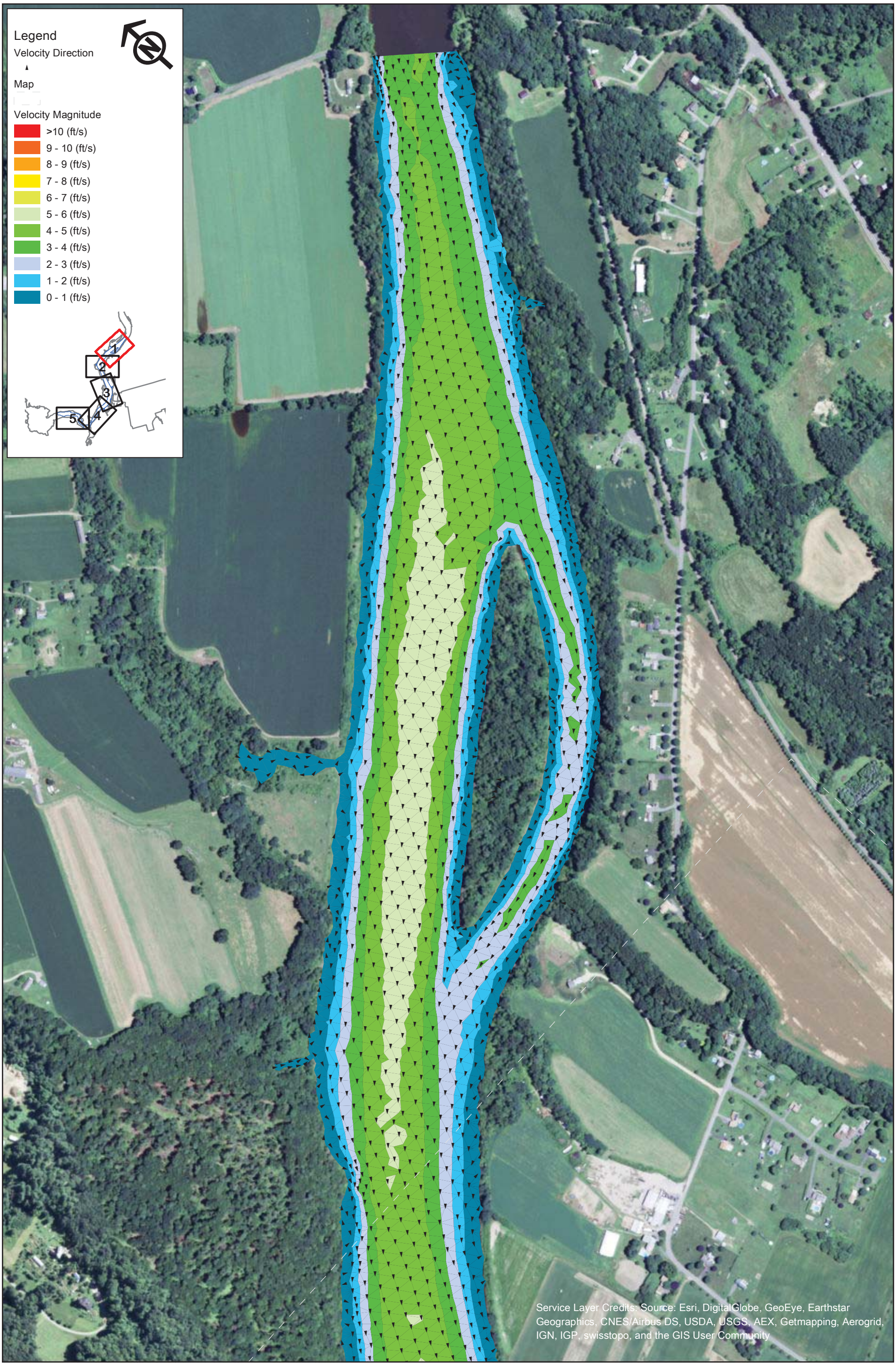

FirstLight GDF SUEZ

Northfield Mountain Pumped Storage Project (No. 2485)
and Turners Falls Hydroelectric Project (No. 1889)

STUDY REPORT
RELICENSING STUDY 3.3.9

0 250 500 1,000 Feet

Appendix B - Velocity in the Turner Falls Impoundment 5 km Upstream and 5 km Downstream of the Northfield Tailrace

Scenario 60 - Map 1
5% Exceedance Flow (40,100 cfs), 4 Units Pumping (15,200 cfs), 181.3 WSEL at Dam

Copyright © 2015 FirstLight Power Resources All rights reserved.

Path: W:\gis\studies\3_3_09\maps\appendix_b\velocity_vectors.mxd

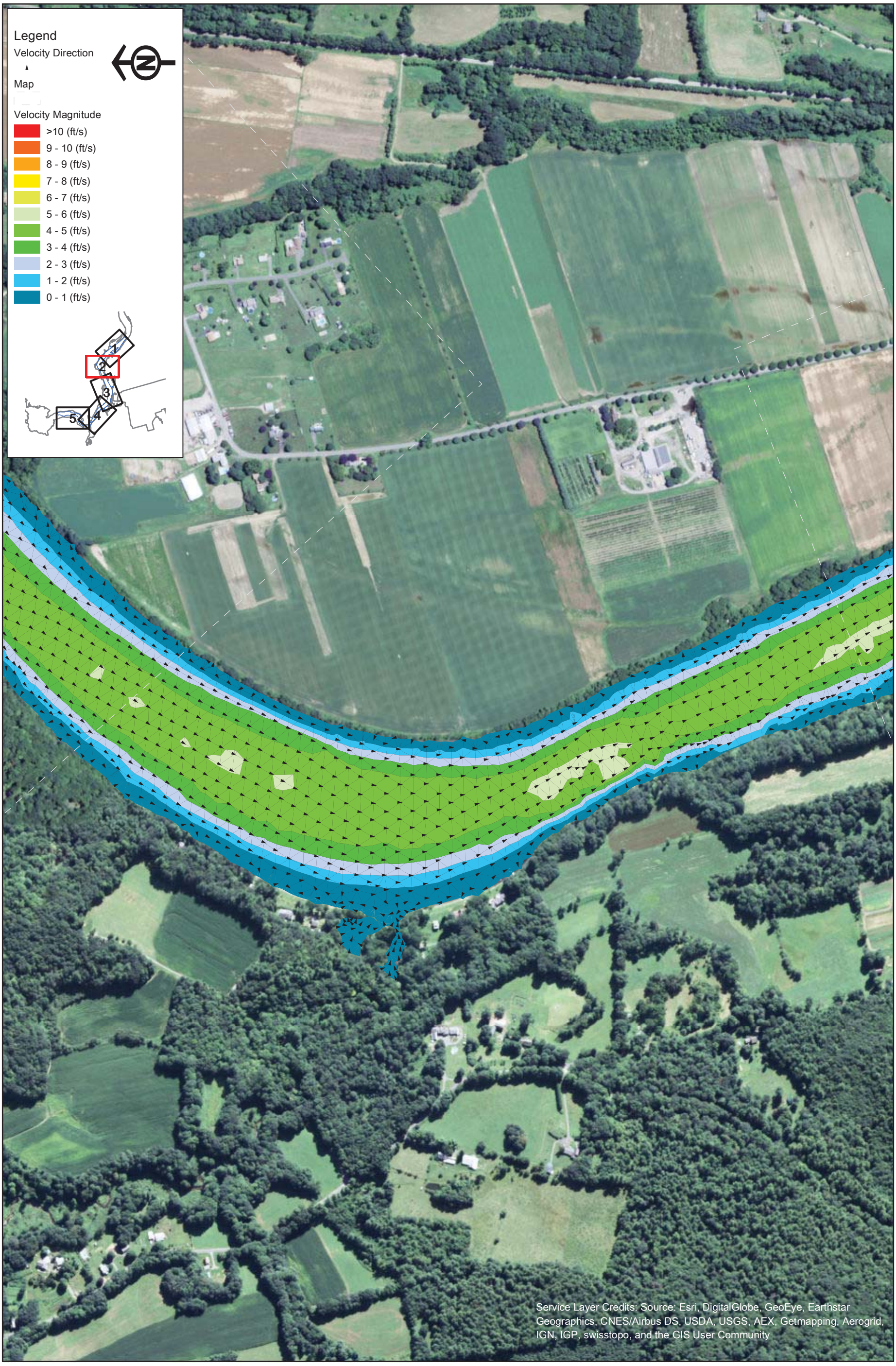

FirstLight GDF SUEZ

Northfield Mountain Pumped Storage Project (No. 2485)
and Turners Falls Hydroelectric Project (No. 1889)

STUDY REPORT
RELICENSING STUDY 3.3.9

0 250 500 1,000 Feet

Appendix B - Velocity in the Turner Falls Impoundment 5 km Upstream and 5 km Downstream of the Northfield Tailrace

Scenario 60 - Map 2
5% Exceedance Flow (40,100 cfs), 4 Units Pumping (15,200 cfs), 181.3 WSEL at Dam

Copyright © 2015 FirstLight Power Resources All rights reserved.

Path: W:\gis\studies\3_3_09\maps\appendix_b\velocity_vectors.mxd

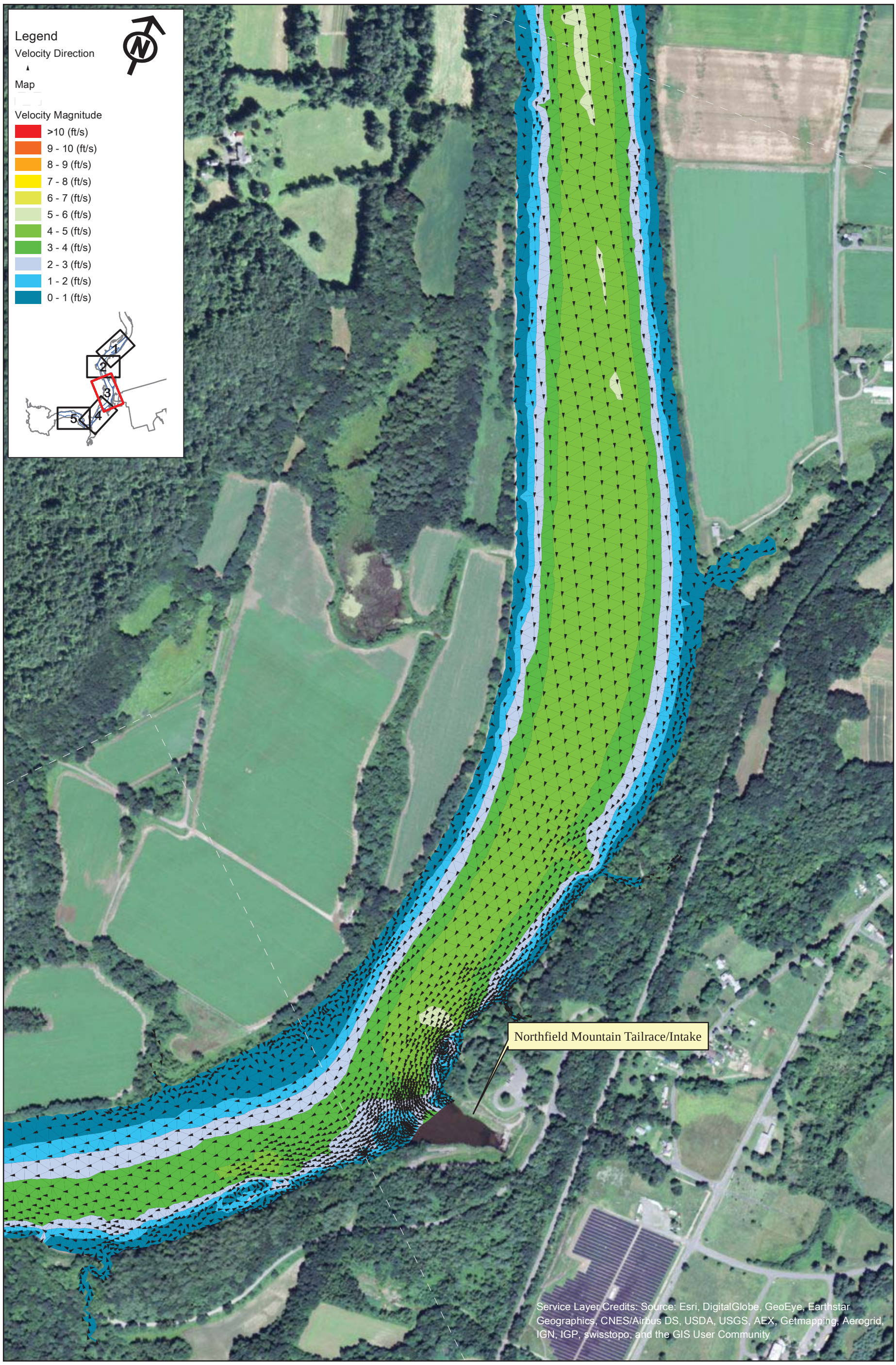

FirstLight
GDF SUEZ

Copyright © 2015 FirstLight Power Resources All rights reserved.

Northfield Mountain Pumped Storage Project (No. 2485)
and Turners Falls Hydroelectric Project (No. 1889)

STUDY REPORT
RELICENSING STUDY 3.3.9

0 250 500 1,000 Feet

Appendix B - Velocity in the Turner Falls Impoundment 5 km Upstream and 5 km Downstream of the Northfield Tailrace

Scenario 60 - Map 3
5% Exceedance Flow (40,100 cfs), 4 Units Pumping (15,200 cfs), 181.3 WSEL at Dam

Path: W:\gis\studies\3_3_09\maps\appendix_b\velocity_vectors.mxd

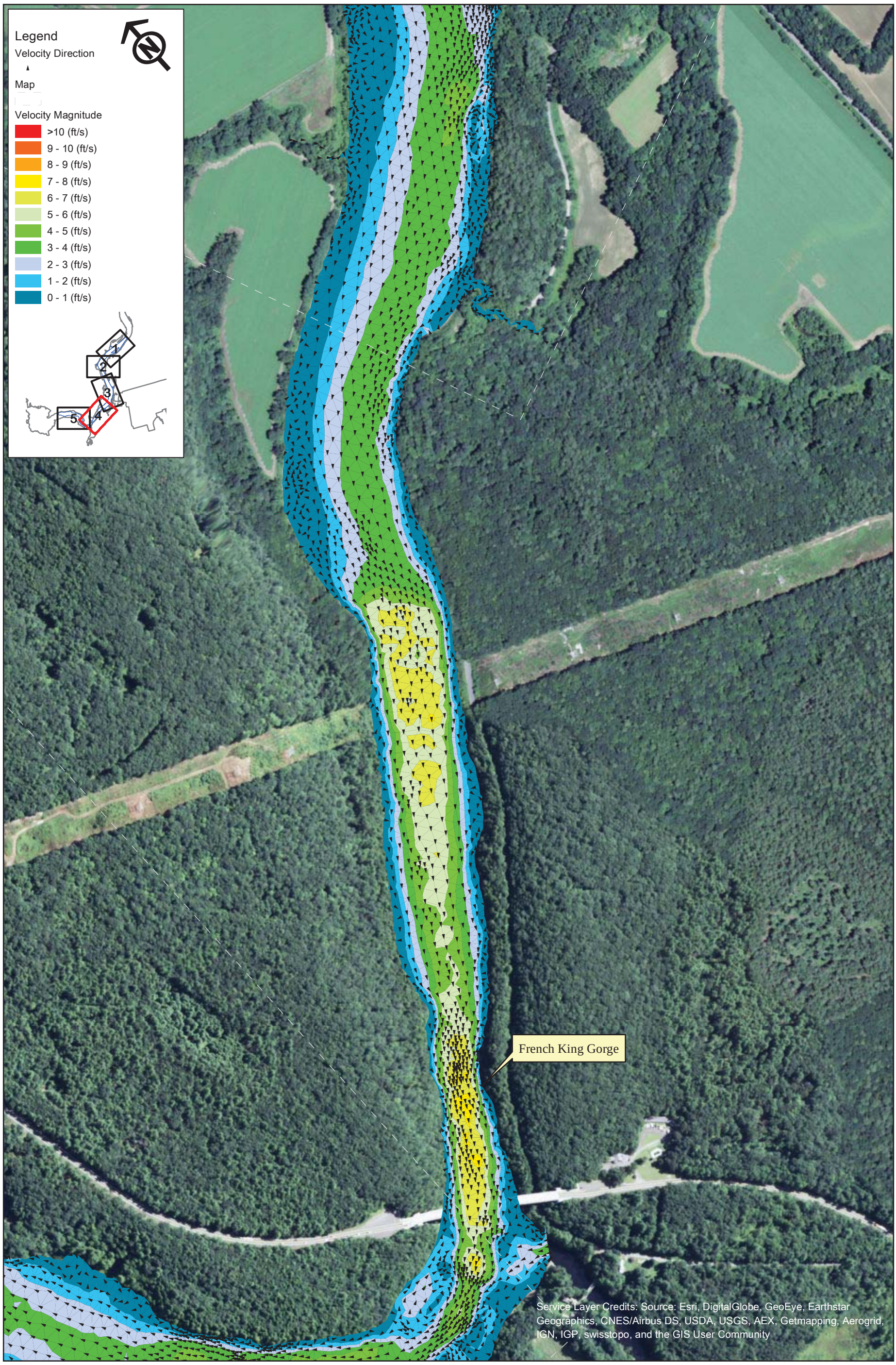

FirstLight
GDF SUEZ

Copyright © 2015 FirstLight Power Resources All rights reserved.

Northfield Mountain Pumped Storage Project (No. 2485)
and Turners Falls Hydroelectric Project (No. 1889)

STUDY REPORT
RELICENSING STUDY 3.3.9

0 250 500 1,000 Feet

Appendix B - Velocity in the Turner Falls Impoundment 5 km Upstream and 5 km Downstream of the Northfield Tailrace

Scenario 60 - Map 4
5% Exceedance Flow (40,100 cfs), 4 Units Pumping (15,200 cfs), 181.3 WSEL at Dam

Path: W:\gis\studies\3_3_09\maps\appendix_b\velocity_vectors.mxd

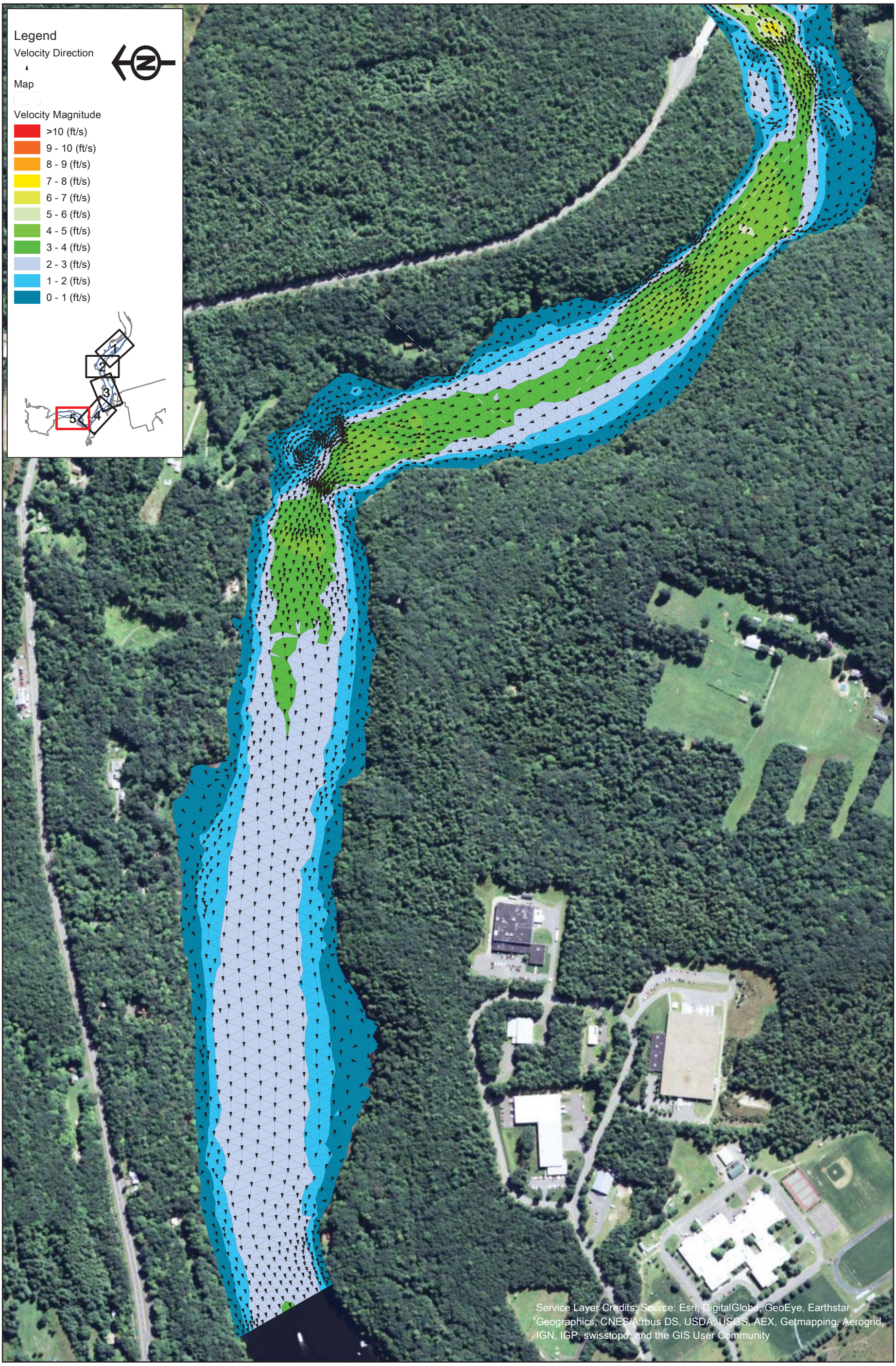

FirstLight GDF SUEZ

Northfield Mountain Pumped Storage Project (No. 2485)
and Turners Falls Hydroelectric Project (No. 1889)

STUDY REPORT
RELICENSING STUDY 3.3.9

0 250 500 1,000 Feet

Appendix B - Velocity in the Turner Falls Impoundment 5 km Upstream and 5 km Downstream of the Northfield Tailrace

Scenario 60 - Map 5
5% Exceedance Flow (40,100 cfs), 4 Units Pumping (15,200 cfs), 181.3 WSEL at Dam

Copyright © 2015 FirstLight Power Resources All rights reserved.

Path: W:\gis\studies\3_3_09\maps\appendix_b\velocity_vectors.mxd